



US00D434281S

United States Patent [19]
Guodace

[11] **Patent Number: Des. 434,281**

[45] **Date of Patent: ** Nov. 28, 2000**

[54] **FLATWARE**

[75] **Inventor: Frank K. Guodace, Durham, Conn.**

[73] **Assignee: Libbey Glass Inc., Toledo, Ohio**

[**] **Term: 14 Years**

[21] **Appl. No.: 29/119,847**

[22] **Filed: Mar. 9, 2000**

[51] **LOC (7) Cl. 07-03**

[52] **U.S. Cl. D7/645**

[58] **Field of Search D7/642, 645, 649,
D7/650, 652, 653, 662-664, 401.2; 30/322,
324**

[56] **References Cited**

FOREIGN PATENT DOCUMENTS

334617 10/1903 France 30/340

OTHER PUBLICATIONS

The Gift and Art Buyer Magazine; p. 57; Flatware top right.
France. Flatware in a transitional style exhibited by Jean E.
Puiforcat, Dec. 1960.

Primary Examiner—Caron D. Veynar

Attorney, Agent, or Firm—Emch, Schaffer, Schaub &
Porcello Co., LPA

[57] **CLAIM**

The ornamental design for flatware, as shown and described.

DESCRIPTION

FIG. 1 is a side elevational view of a first embodiment of the present design; the other side elevational view being a mirror image thereof;

FIG. 2 is a front elevational view of the first embodiment;

FIG. 3 is a back elevational view of the first embodiment;

FIG. 4 is a top view of the first embodiment;

FIG. 5 is a bottom view of the first embodiment;

FIG. 6 is a first side elevational view of a second embodiment of the present design;

FIG. 7 is a front elevational view of the second embodiment; the back elevational view being a mirror image thereof;

FIG. 8 is a second side elevational view of the second embodiment;

FIG. 9 is a top view of the second embodiment;

FIG. 10 is a bottom view of the second embodiment;

FIG. 11 is a side elevational view of a third embodiment of the present invention; the other side elevational view being a mirror image thereof;

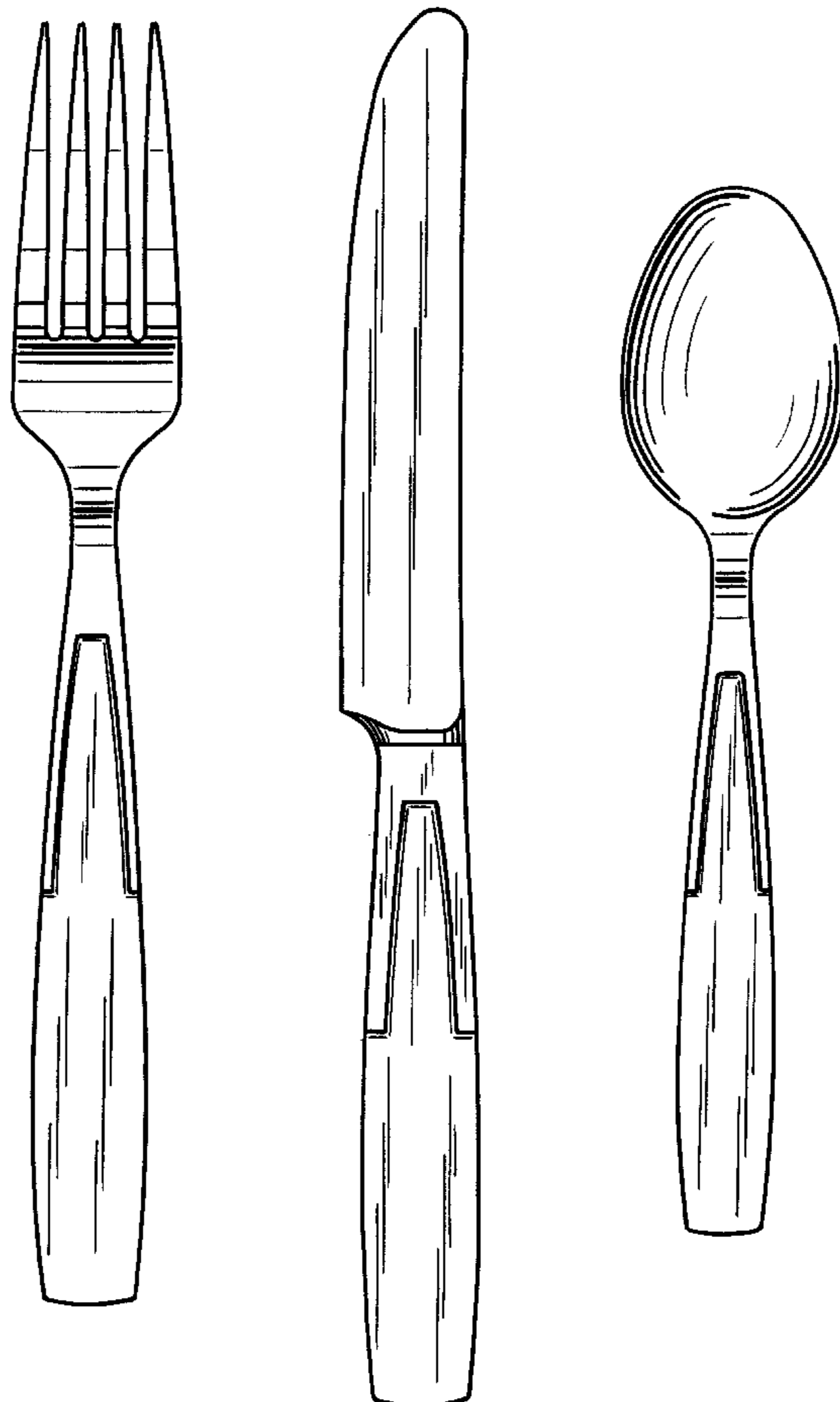
FIG. 12 is a front elevational view of the third embodiment;

FIG. 13 is a back elevational view of the third embodiment;

FIG. 14 is a top view of the third embodiment; and,

FIG. 15 is a bottom view of the third embodiment.

1 Claim, 6 Drawing Sheets



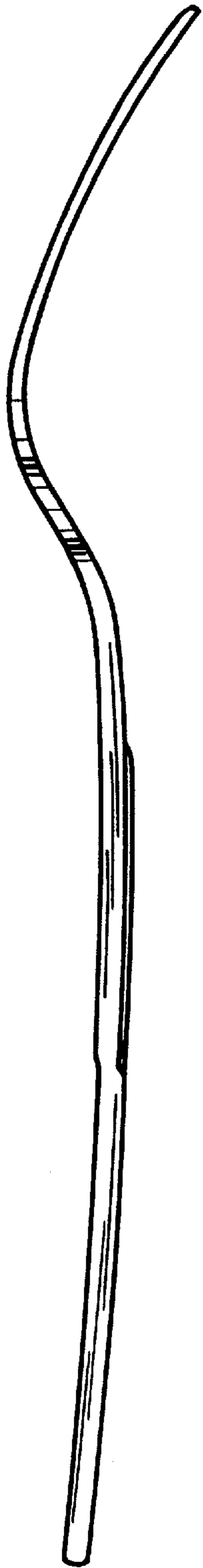


FIG. 1

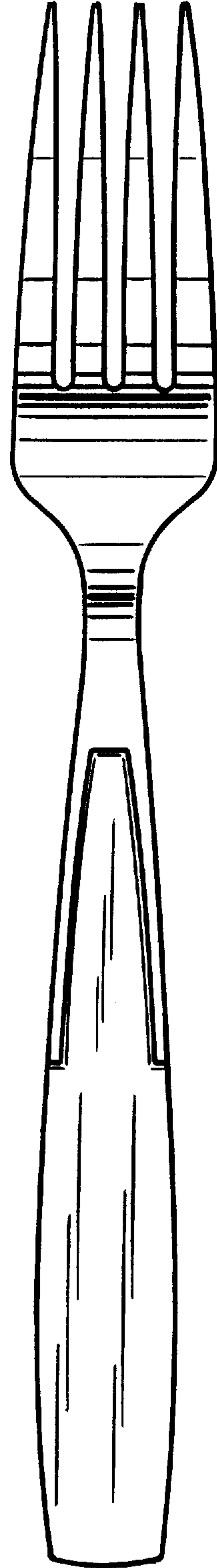


FIG. 2

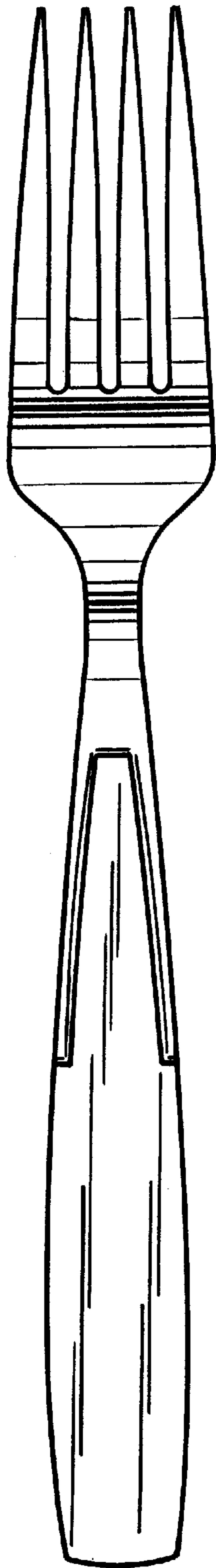


FIG. 3

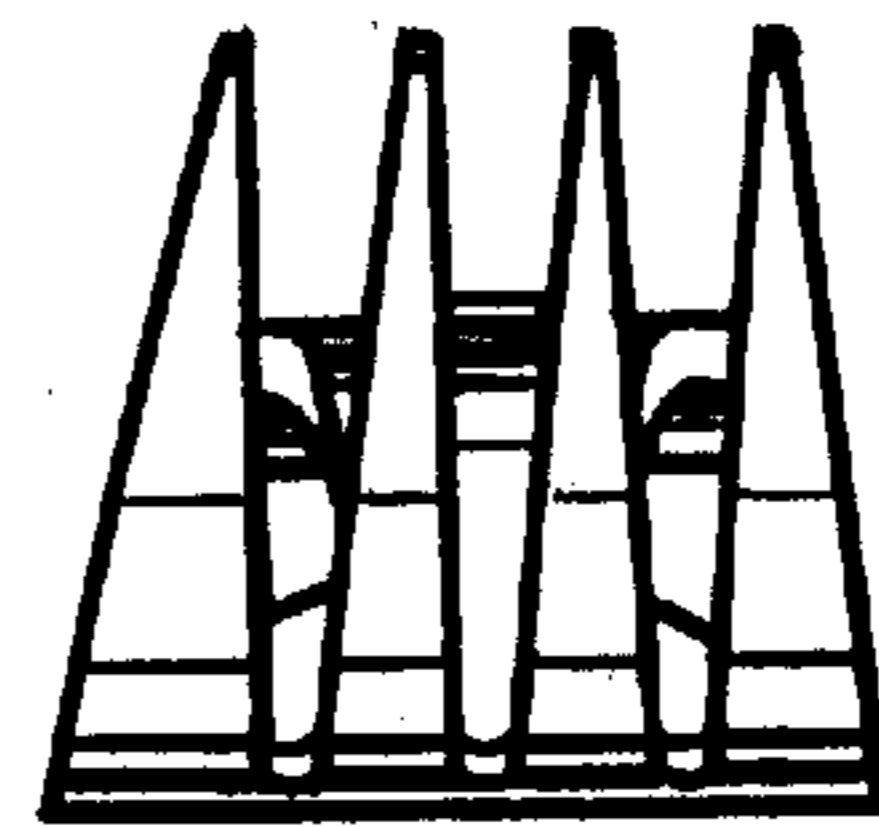


FIG. 4




FIG. 5



FIG. 6

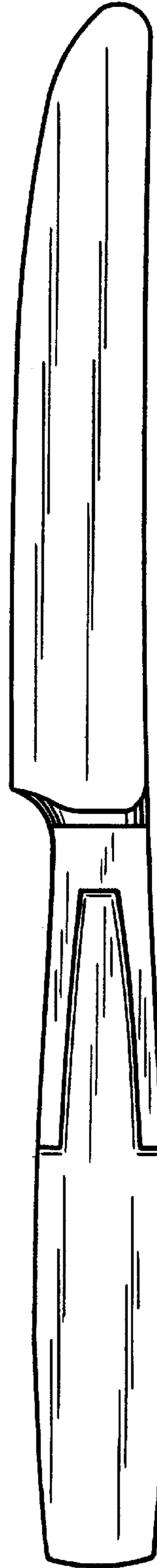


FIG. 7



FIG. 8




FIG. 9



FIG. 10




FIG. 11

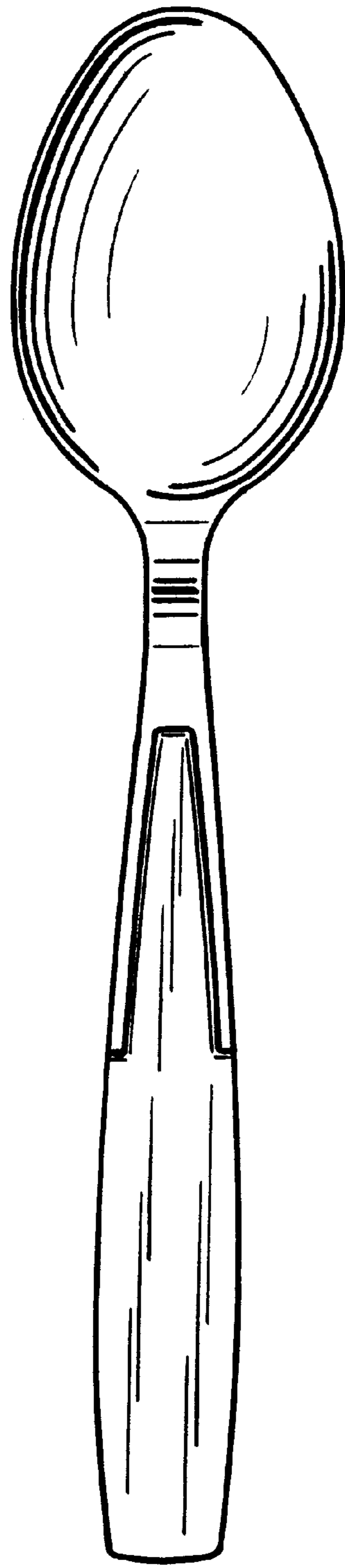


FIG. 12

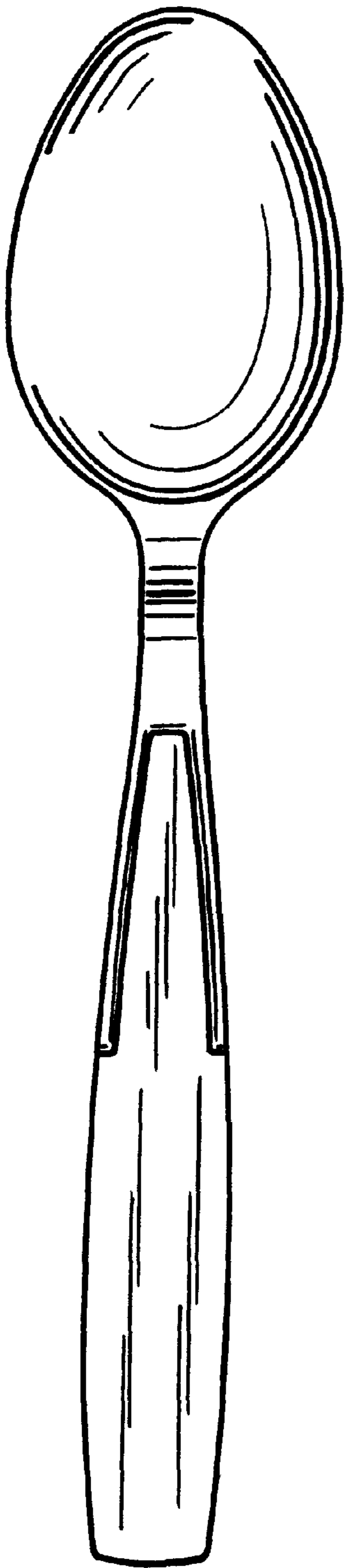


FIG. 13

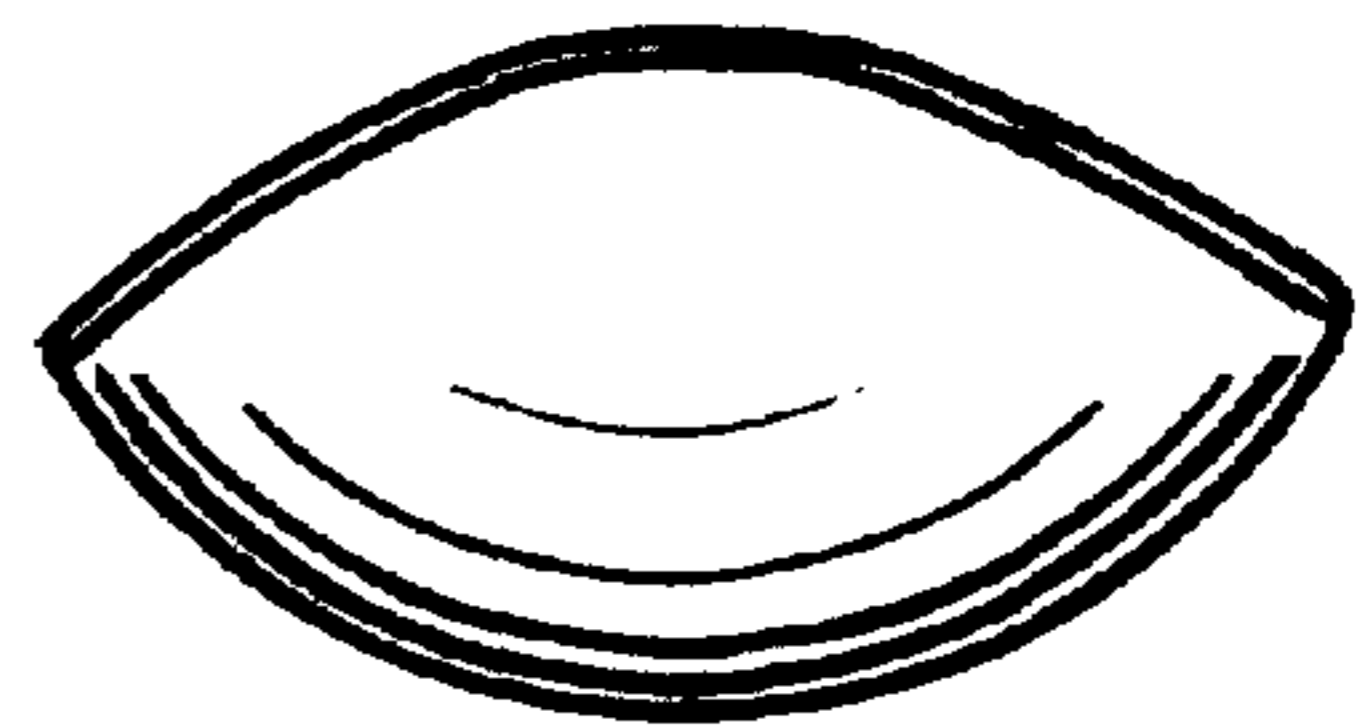


FIG. 14




FIG. 15