



US00D434279S

United States Patent [19]

[11] **Patent Number: Des. 434,279**

Bushey

[45] **Date of Patent: ** Nov. 28, 2000**

[54] **COASTER**

Attorney, Agent, or Firm—Jansson, Shupe, Bridge & Munger, Ltd.

[76] Inventor: **Richard D. Bushey**, 1596 38th Ave., Kenosha, Wis. 53144

[57] **CLAIM**

[**] Term: **14 Years**

The ornamental design for a coaster, as shown and described.

[21] Appl. No.: **29/117,818**

DESCRIPTION

[22] Filed: **Jan. 31, 2000**

FIG. 1 is an isometric view of a coaster in accordance with the present invention;

[51] **LOC (7) Cl.** **07-06**

FIG. 2 is an top plan view of the coaster of FIG. 1;

[52] **U.S. Cl.** **D7/624**

FIG. 3 is a bottom plan view of the coaster of FIG. 1;

[58] **Field of Search** D7/624, 625, 388; 248/346.11

FIG. 4 is a side elevational view of the coaster of FIG. 1; FIG. 5 is a cross-sectional view of the coaster of the present invention; and,

[56] **References Cited**

U.S. PATENT DOCUMENTS

- D. 75,465 6/1928 Bach D7/624 X
- D. 75,467 6/1928 Bach D7/624 X
- D. 214,642 7/1969 Kettell D7/624

FIG. 6 is an enlarged sectional view of the coaster of the present invention taken along line 6—6 of FIG. 5.

The broken lines are for illustrative purposes only and form no part of the claimed design.

Primary Examiner—Terry A. Wallace

1 Claim, 3 Drawing Sheets




FIG. 1




FIG. 2

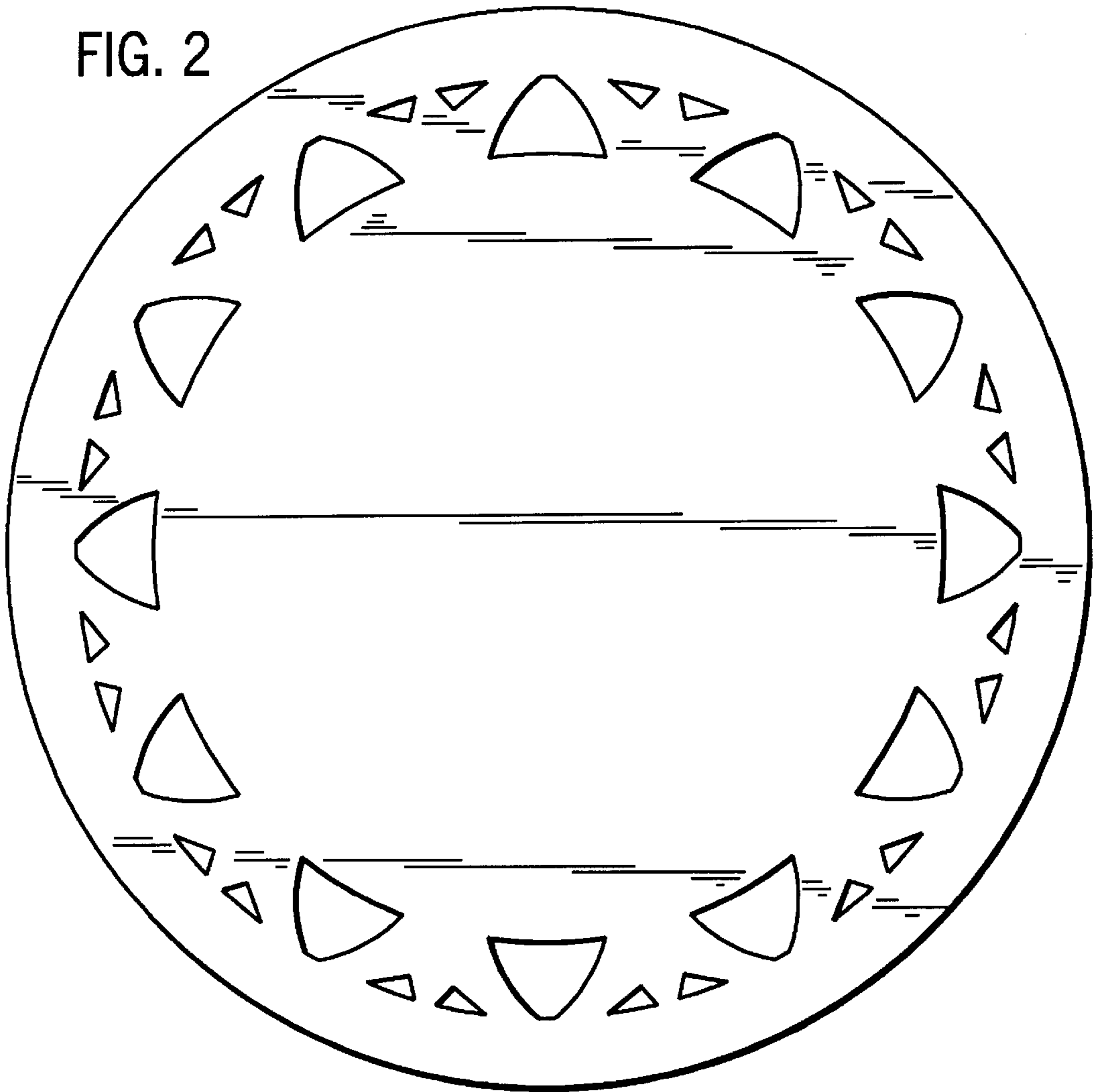


FIG. 3

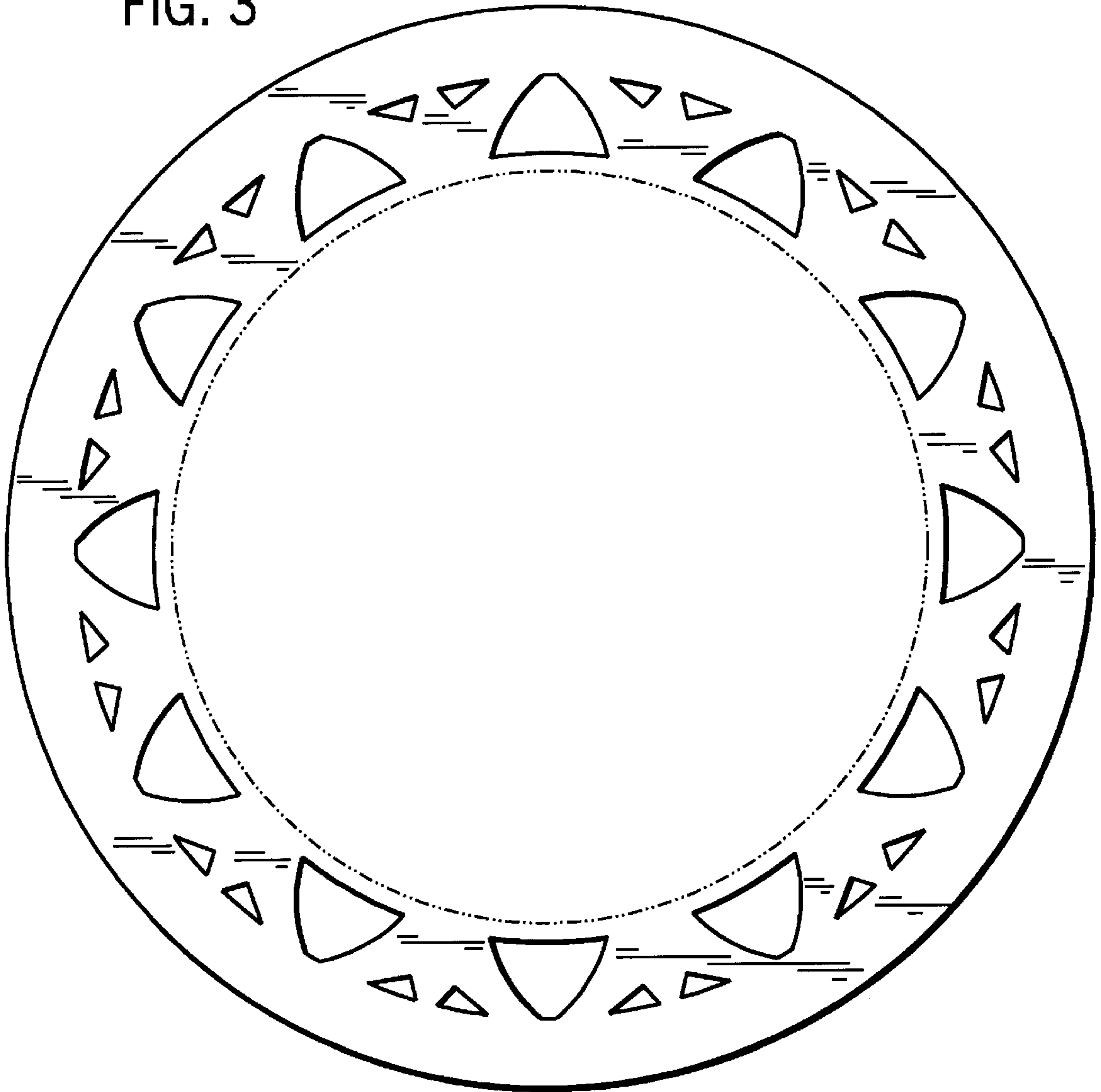


FIG. 4



FIG. 5

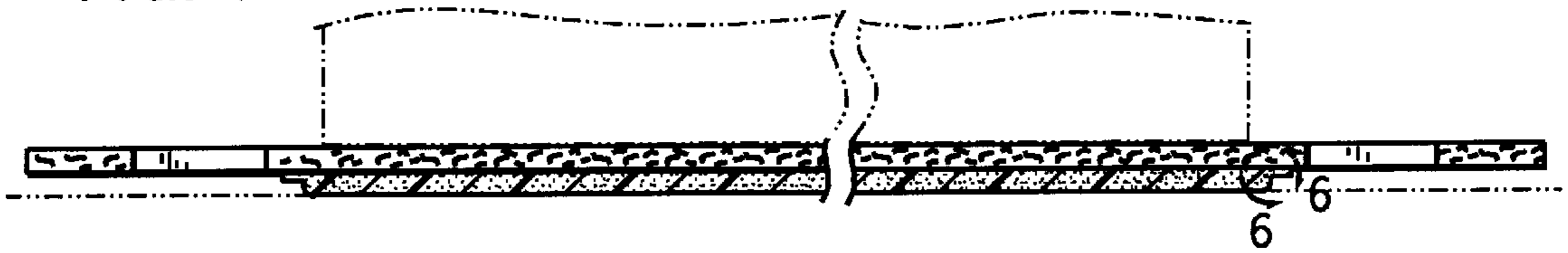


FIG. 6

