



US00D434262S

# United States Patent [19]

[11] Patent Number: Des. 434,262

Bergh et al.

[45] Date of Patent: \*\* Nov. 28, 2000

[54] SLEEVE FOR HOLDING DIGITAL VIDEO DISCS WITH A WRITE-ON TITLE STRIP

5,588,527	12/1996	Youngs	.....	206/308.1
5,588,528	12/1996	Ozeki	.....	206/308.1
5,720,384	2/1998	Wu-Chen	.....	206/308.1
5,845,772	12/1998	Cieplak	.....	206/308.3

[75] Inventors: James Allen Bergh, Boulder; Terrence Martin Drew, Superior, both of Colo.

Primary Examiner—Celia Murphy  
Attorney, Agent, or Firm—Sheridan Ross P.C.

[73] Assignee: Case Logic, Inc., Longmont, Colo.

[\*\*] Term: 14 Years

### [57] CLAIM

[21] Appl. No.: 29/104,939

The ornamental design for a sleeve for holding digital video discs with a write-on title strip, as shown and described.

[22] Filed: May 14, 1999

### DESCRIPTION

[51] LOC (7) Cl. .... 06-04

[52] U.S. Cl. .... D6/626; D6/407

[58] Field of Search ..... D3/201, 215; D6/407, D6/408, 626-635; D9/306; D14/124; D19/33; 206/0.84, 307, 307.1, 308.1, 308.3, 309, 310, 311, 312, 313, 387.13, 232, 234, 315.1, 37.4; 220/520; 369/291

FIG. 1 is a top plan view of a sleeve for holding digital video discs with a write-on title strip showing our new design; FIG. 2 is a right side elevational view thereof; FIG. 3 is a front elevational view thereof; FIG. 4 is a left side elevational view thereof; FIG. 5 is a bottom plan view thereof; FIG. 6 is a rear elevational view thereof; FIG. 7 is a reduced left front perspective view thereof; and, FIG. 8 is a front left perspective view of FIG. 7, the broken lines showing a disc being included to illustrate the use and not being part of the claimed design.

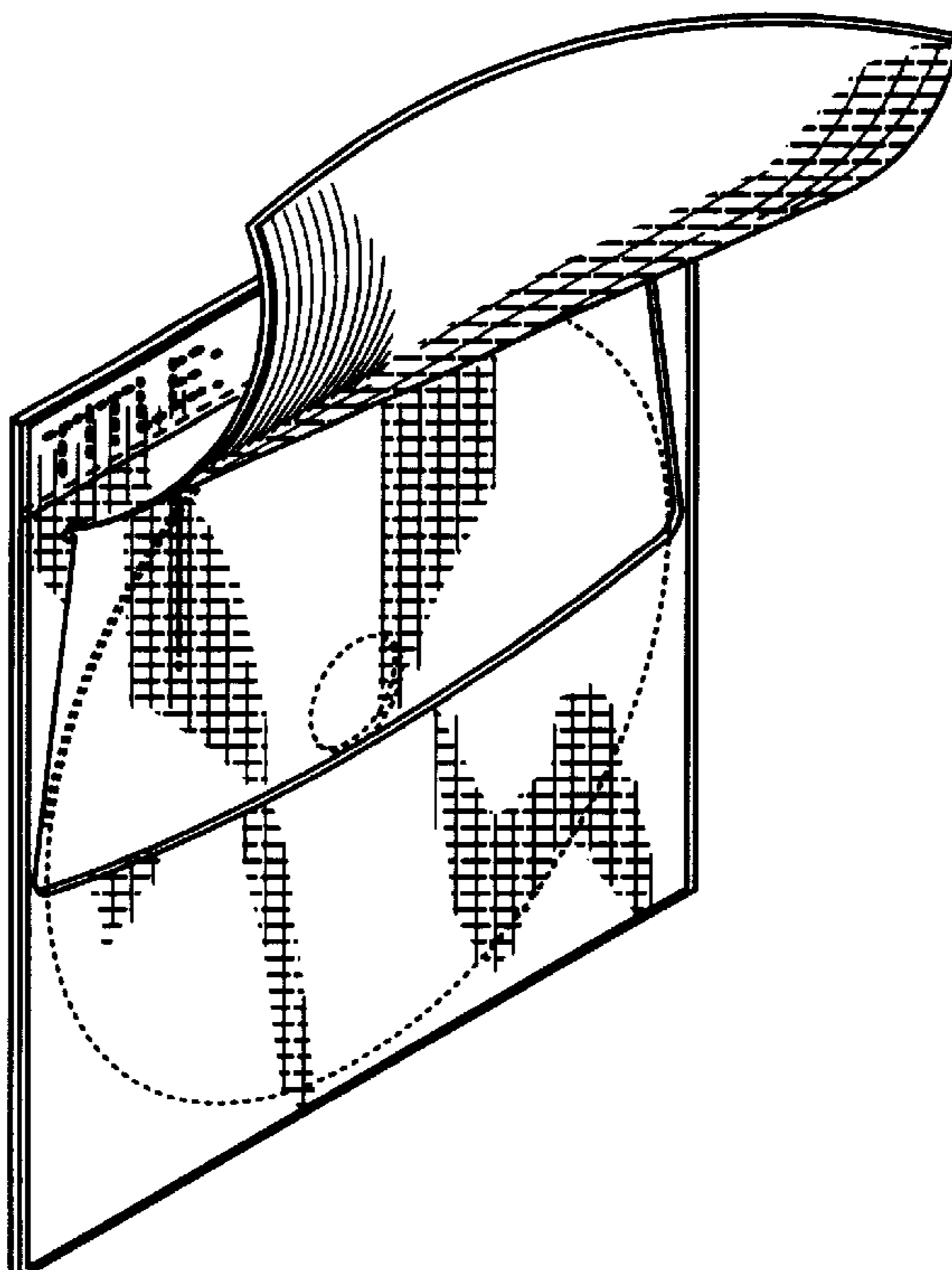
### [56] References Cited

#### U.S. PATENT DOCUMENTS

D. 286,463	11/1986	Sfikas	.....	D6/632
D. 347,994	6/1994	Hammond	.....	D9/306
D. 419,358	1/2000	Marcon	.....	D6/626
3,500,995	3/1970	Forman	.....	206/0.84
5,396,987	3/1995	Temple et al.	.....	206/309
5,462,160	10/1995	Youngs	.....	206/312
5,480,024	1/1996	Hertema	.....	206/232

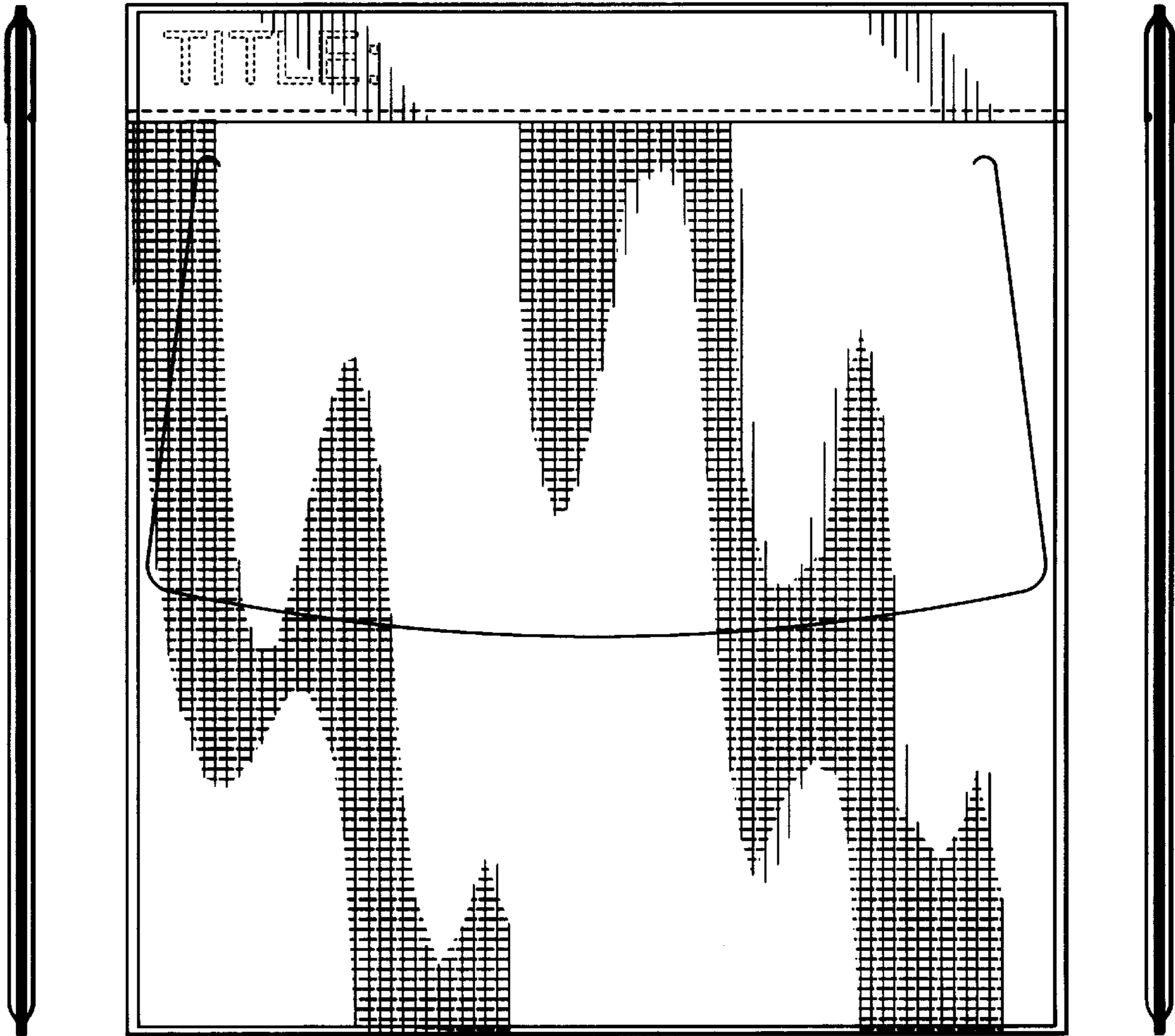
The broken lines showing a line across the top strip of FIGS. 1, 6, 7, and 8 throughout the views are understood to represent stitching, and the broken lines showing legible indicia throughout the views being included for illustrative purposes and forming no part of the claimed design.

1 Claim, 2 Drawing Sheets





**Fig. 1**




**Fig. 2**

**Fig. 3**

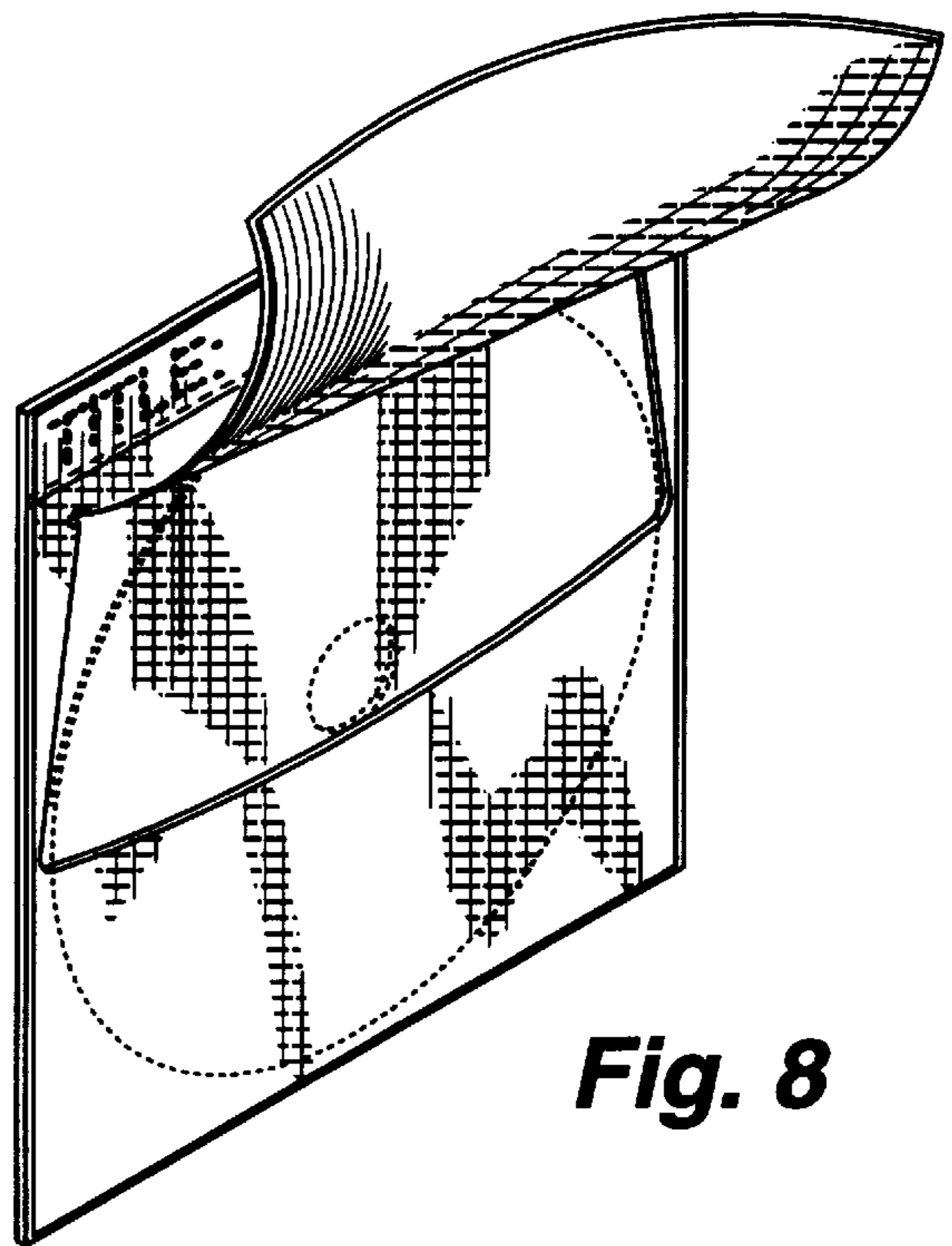
**Fig. 4**



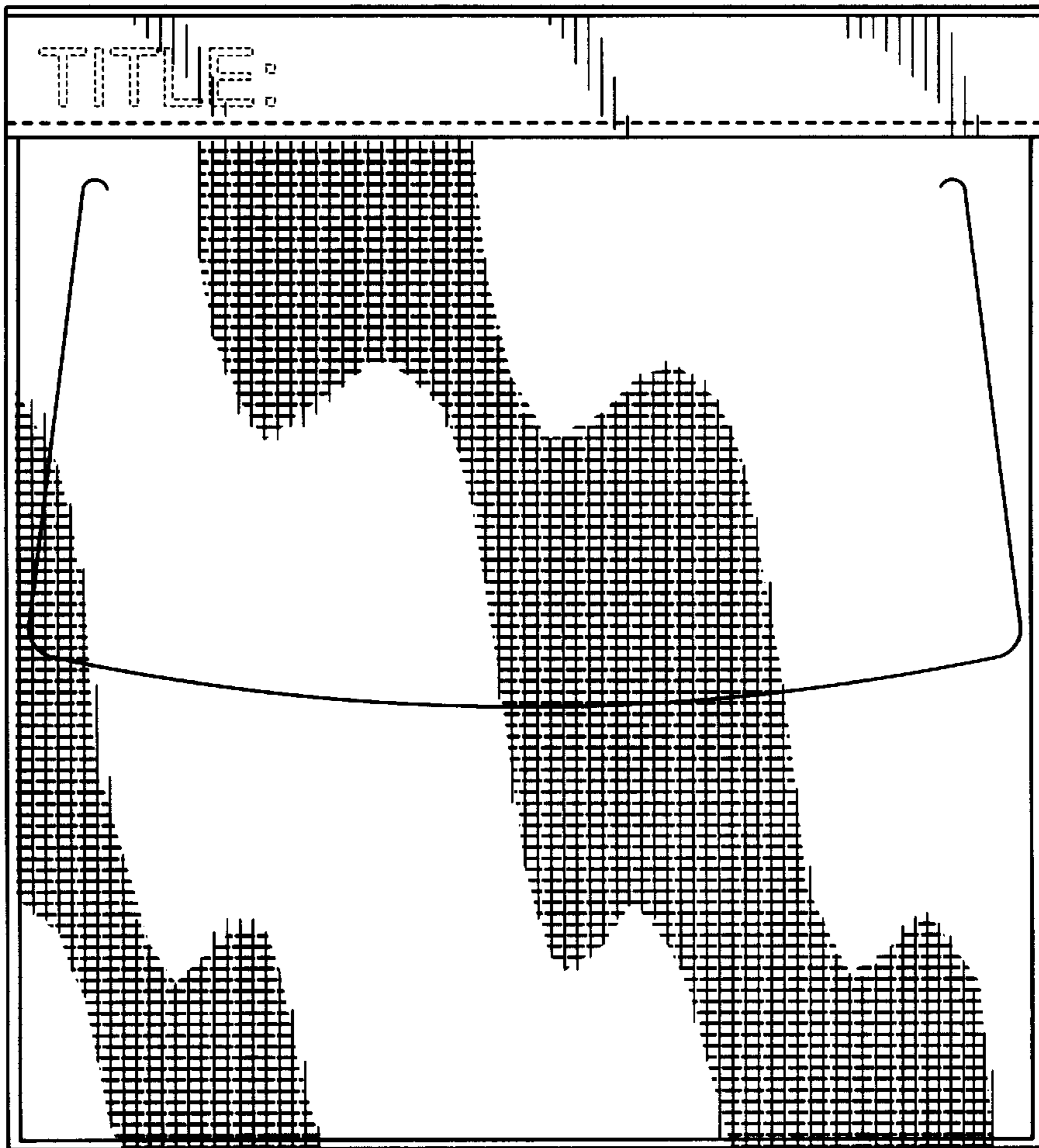
**Fig. 5**



**Fig. 7**



**Fig. 8**



**Fig. 6**