



US00D434255S

# United States Patent [19] Scheffer

[11] **Patent Number: Des. 434,255**

[45] **Date of Patent: \*\* Nov. 28, 2000**

[54] **HUTCH WITH ROTATABLE SUPPORT**

5,662,317 9/1997 Beakes et al. .... 269/58  
5,676,360 10/1997 Boucher et al. .... 269/74

[75] Inventor: **Robert Allen Scheffer**, Lynchburg, Va.

### OTHER PUBLICATIONS

[73] Assignee: **Thomasville Furniture Industries, Inc.**, Thomasville, N.C.

Interiors, Mar. 1963, p. 115, desk at left and 2nd from top.  
Office Products, p. 78, Nov. 1977, #1 desk at top left.  
ADT American Wholesale Furniture, #B hutch top at far right and top.  
Jacobs Gardner, 1988, p. 67#B hutch top at top left.  
Sketched drawing of a desk hutch, observed at Chicago Trade Show.

[\*\*] Term: **14 Years**

[21] Appl. No.: **29/102,282**

[22] Filed: **Mar. 22, 1999**

[51] **LOC (7) Cl. .... 06-06**

*Primary Examiner*—Janice E. Seeger  
*Attorney, Agent, or Firm*—Rhodes & Mason, P.L.L.C.

[52] **U.S. Cl. .... D6/509; D6/422; D6/438**

[58] **Field of Search** ..... D6/480–489, 422,  
D6/426, 428, 430, 397, 495, 407, 628,  
630, 421, 509, 438; 108/50.11, 50.01, 153.1,  
155, 156, 157.1, 161; 312/194–197, 208.1,  
204, 59, 305

### [57] CLAIM

The ornamental design for a hutch with rotatable support, as shown and described.

### [56] References Cited

#### U.S. PATENT DOCUMENTS

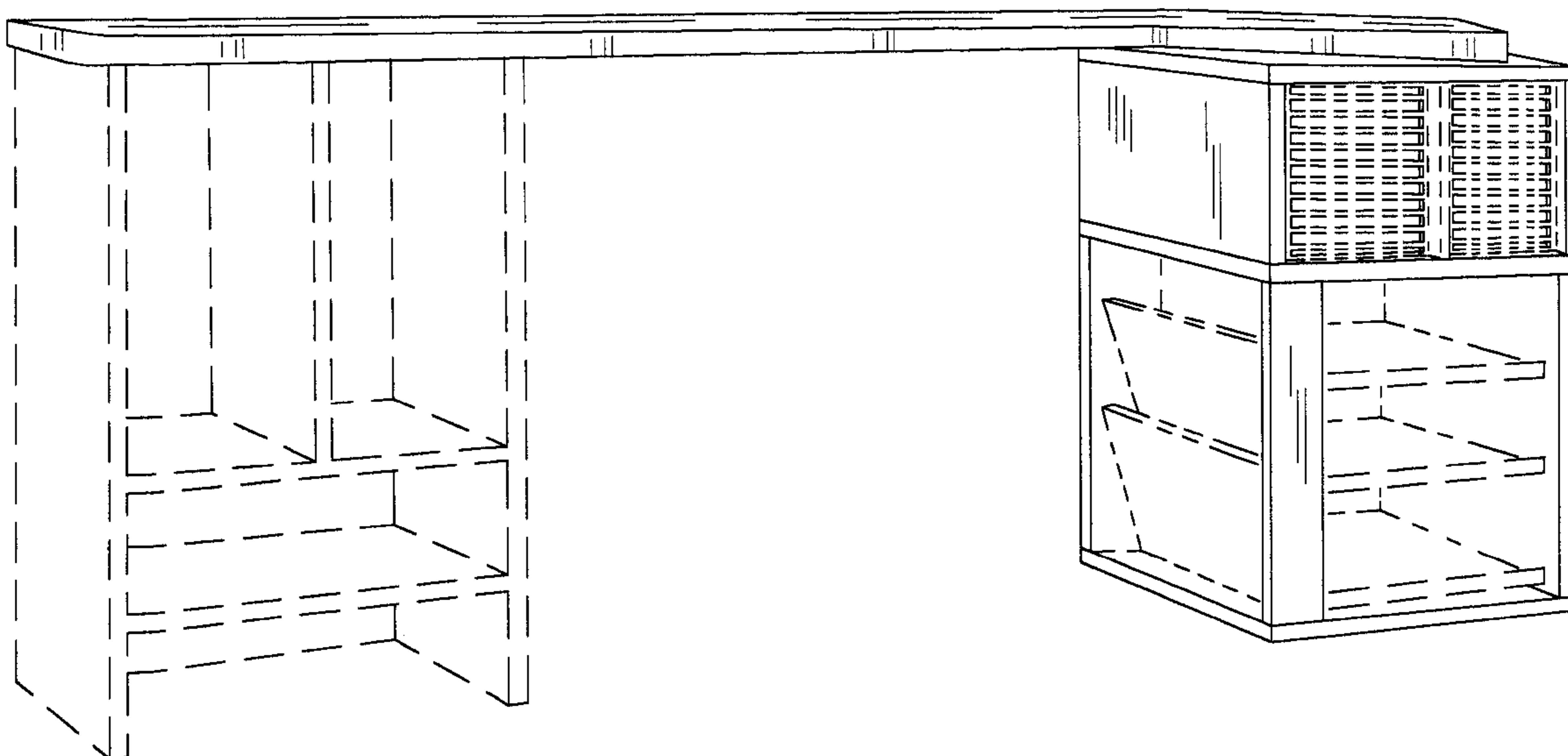
D. 237,129	10/1975	Kempe	.....	D6/438
D. 296,172	6/1988	Worrell et al.	.....	D6/509
D. 330,124	10/1992	Short	.....	D6/422
D. 335,782	5/1993	Lechman et al.	.....	D6/422
D. 356,463	3/1995	Davis et al.	.....	D6/629
D. 389,335	1/1998	Tilley	.....	D6/422
2,533,155	12/1950	Von Hacht	.....	312/194
4,431,238	2/1984	Evans	.....	312/184
4,555,150	11/1985	Turnbull	.....	312/250
5,169,220	12/1992	Herr et al.	.....	312/305
5,277,488	1/1994	Cleary et al.	.....	312/408
5,487,599	1/1996	Weisburn et al.	.....	312/9.46
5,547,273	8/1996	Hudnall	.....	312/305
5,558,418	9/1996	Lambright et al.	.....	312/321.5
5,651,595	7/1997	Willis	.....	312/249.2

### DESCRIPTION

FIG. 1 is a left front perspective view of a hutch with rotatable support showing my new design;  
FIG. 2 is a left side elevational view thereof;  
FIG. 3 is a right side elevational view thereof;  
FIG. 4 is a front elevational view thereof;  
FIG. 5 is a top plan view thereof;  
FIG. 6 is a left front perspective view thereof, with the support shown in an alternative, rotated position;  
FIG. 7 is a right side perspective view of FIG. 6; and,  
FIG. 8 is a top plan view of FIG. 6.

The broken lines are for environmental purposes only and form no part of the claimed design.  
The rear and bottom views of the design are not shown and form no part of the claimed design.

**1 Claim, 8 Drawing Sheets**



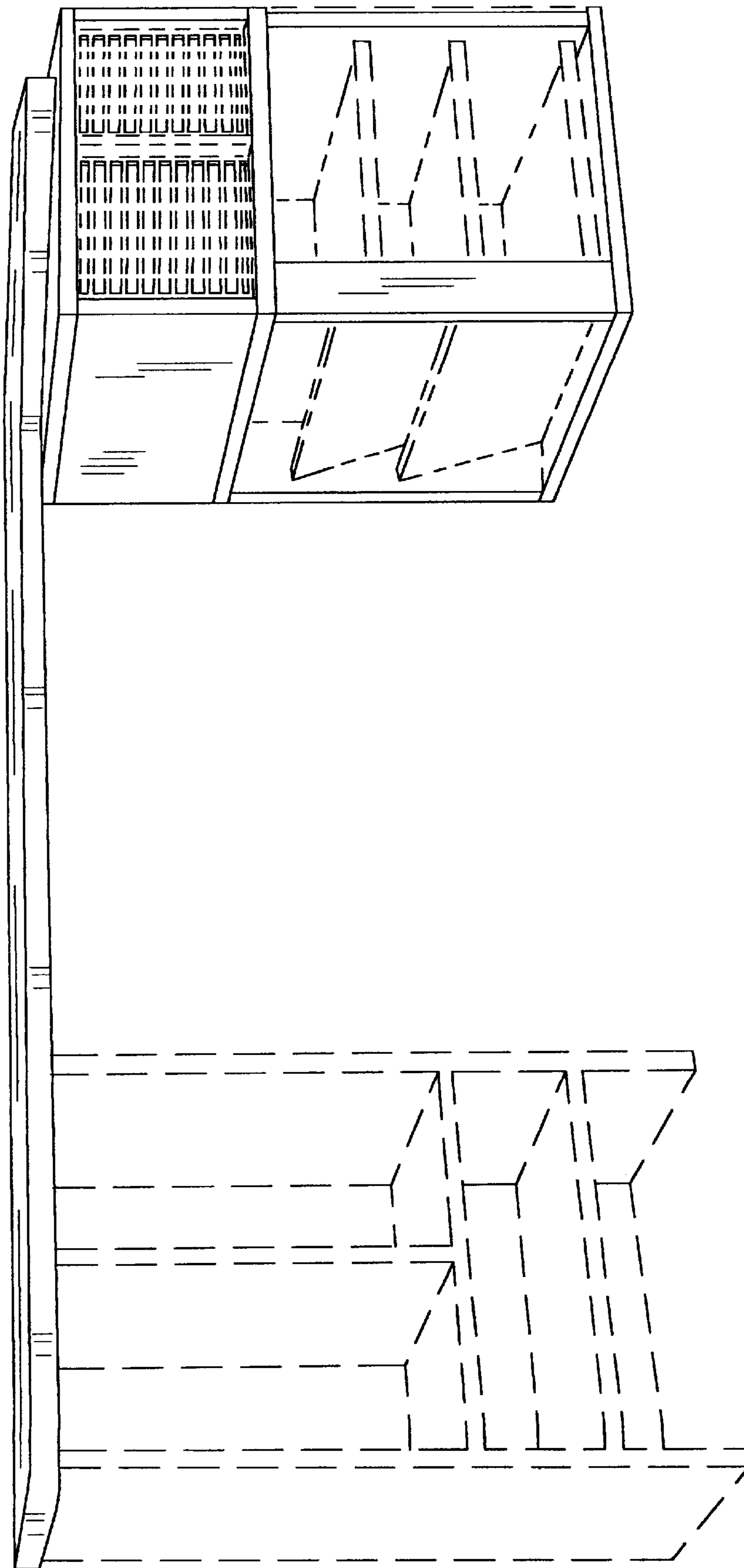


FIG. 1

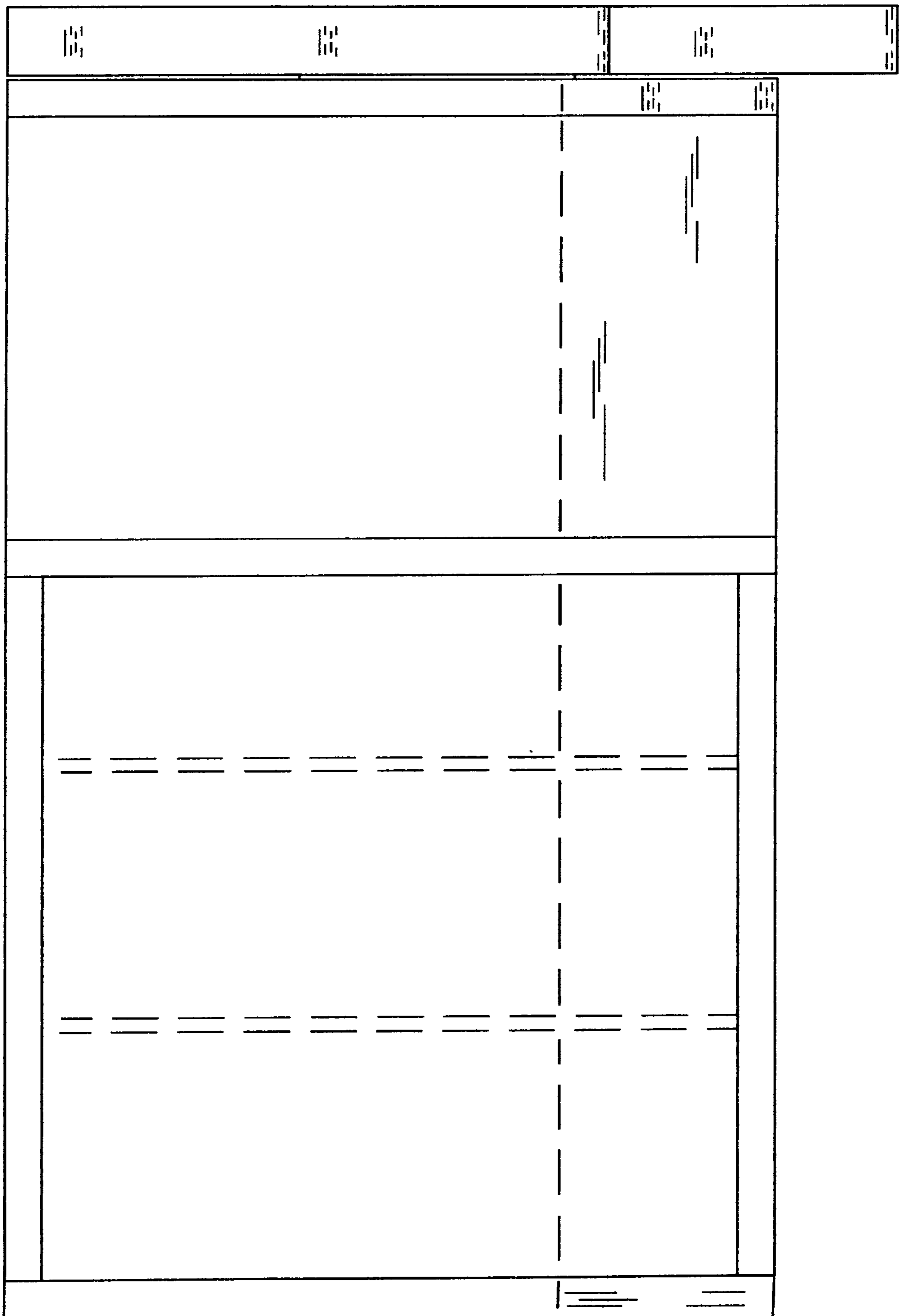


FIG. 2

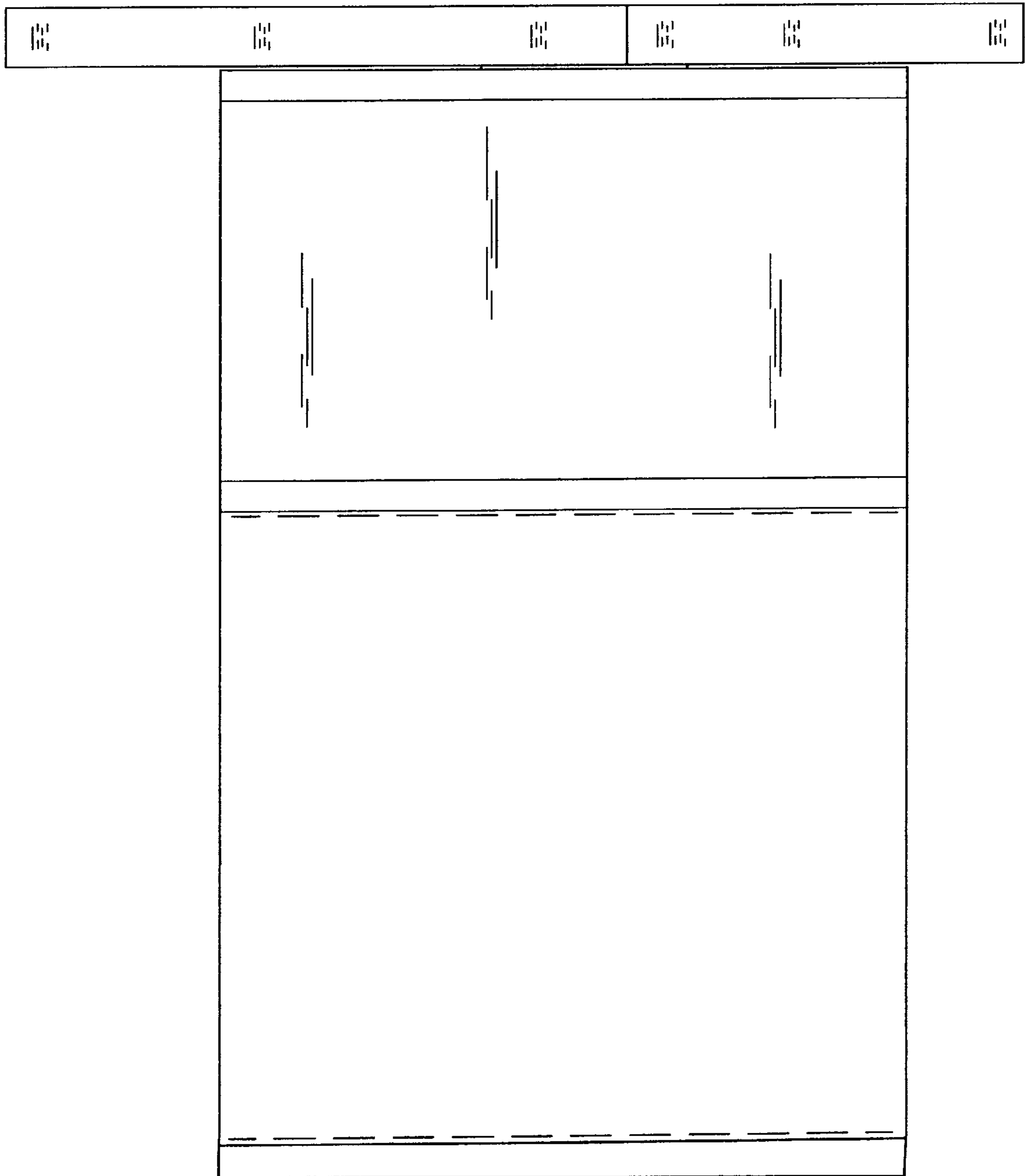


FIG. 3




FIG. 4

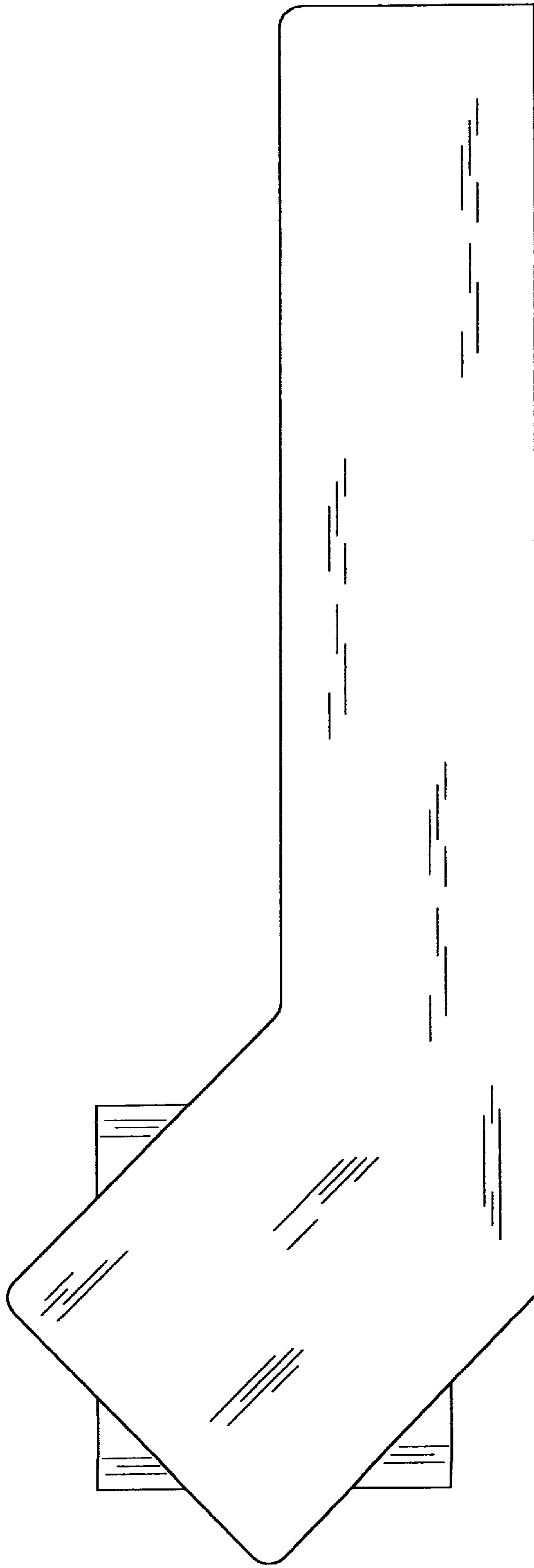


FIG. 5




FIG. 6

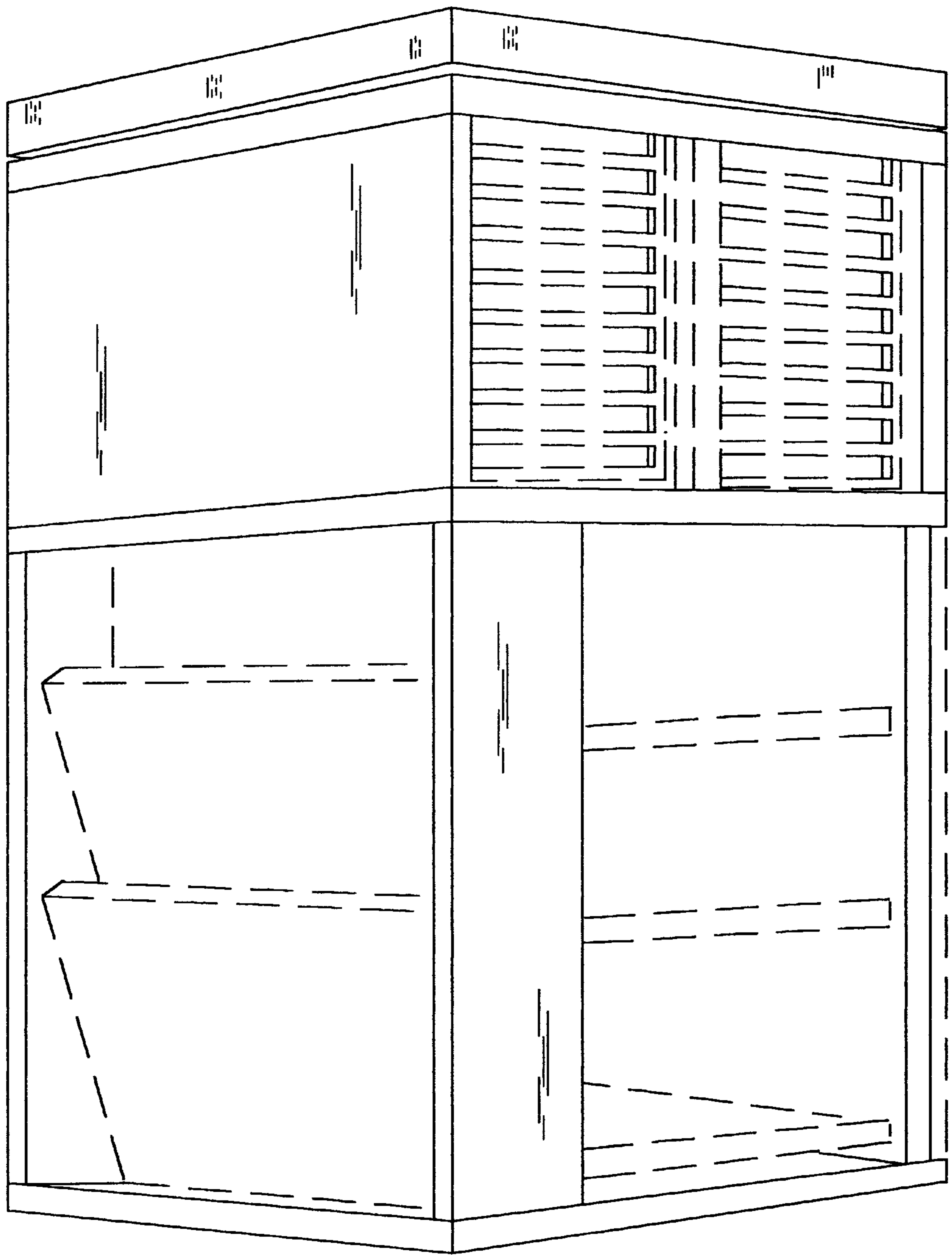


FIG. 7



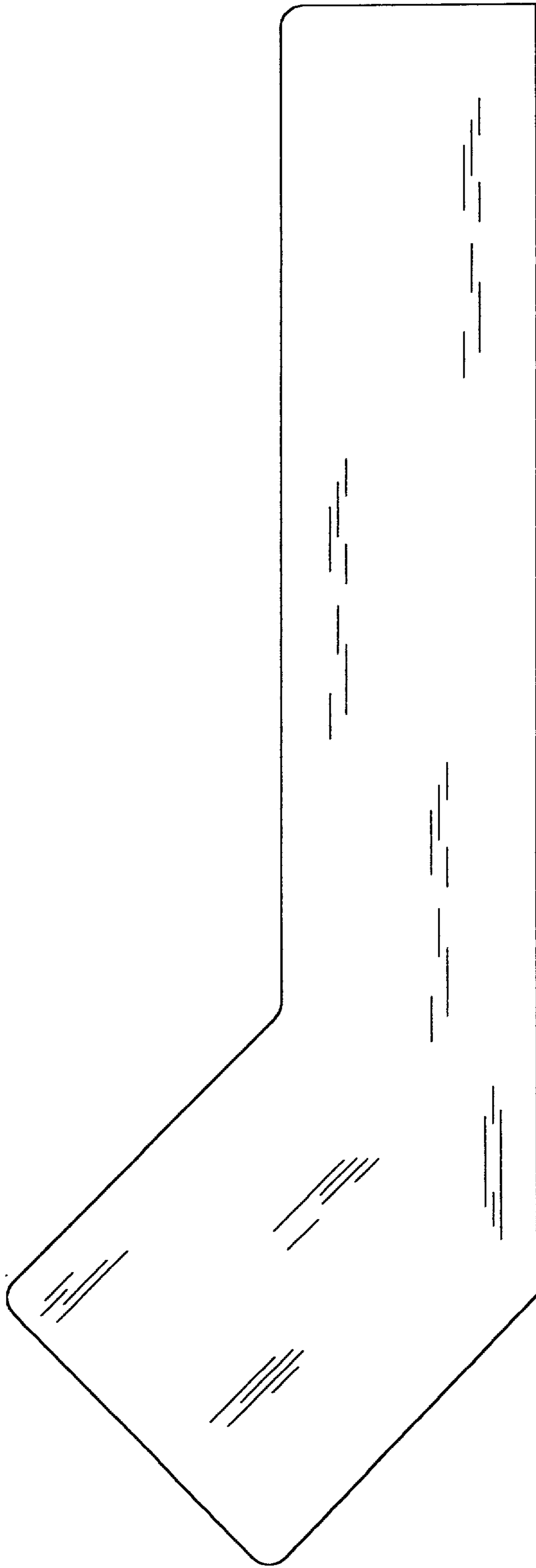


FIG. 8