



US00D434251S

United States Patent [19] Nakada

[11] **Patent Number: Des. 434,251**

[45] **Date of Patent: ** Nov. 28, 2000**

[54] **FURNITURE LEG**

[76] Inventor: **Bunji Nakada**, 16-10, Sakuradai
Aoba-ku, Yokohama-shi, Kanagawa
227-0061, Japan

[**] Term: **14 Years**

[21] Appl. No.: **29/114,521**

[22] Filed: **Nov. 24, 1999**

[51] **LOC (7) Cl.** **06-06**

[52] **U.S. Cl.** **D6/495**

[58] **Field of Search** D6/480-489, 495,
D6/496, 498, 499, 423, 429; 108/153.1,
155, 156, 157.1, 161; 248/188, 188.1; D8/303

[56] **References Cited**

U.S. PATENT DOCUMENTS

D. 249,855	10/1978	Levell	D6/461
D. 320,125	9/1991	Hacker	D7/395
D. 372,610	8/1996	Hannum	D6/495
D. 387,927	12/1997	Gongora et al.	D6/495

Primary Examiner—Janice E. Seeger
Attorney, Agent, or Firm—Hayes, Soloway, Hennessey,
Grossman & Hage, P.C.

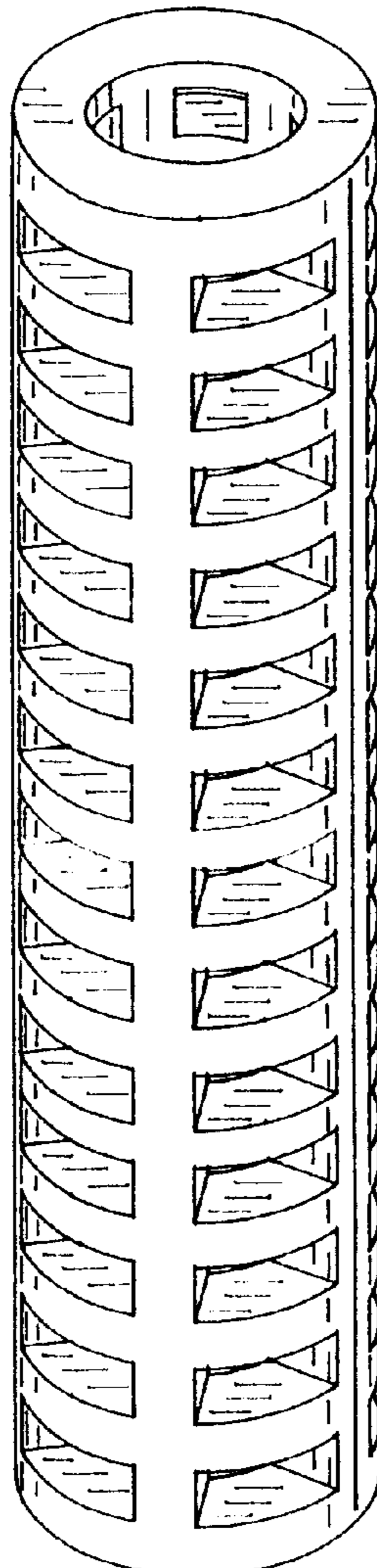
[57] **CLAIM**

The ornamental design for a furniture leg, as shown and described.

DESCRIPTION

FIG. 1 is a perspective view of a furniture leg showing my new design;
FIG. 2 is a top plan view;
FIG. 3 is a bottom plan view;
FIG. 4 is a side elevation view;
FIG. 5 is a view similar to FIG. 4, and taken from the side opposite to that shown in FIG. 4;
FIG. 6 is a view similar to FIG. 4, and taken from an angle of rotation 90° from the view of FIG. 4; and,
FIG. 7 is a view similar to FIG. 6, and showing the side opposite to that shown in FIG. 6.

1 Claim, 3 Drawing Sheets



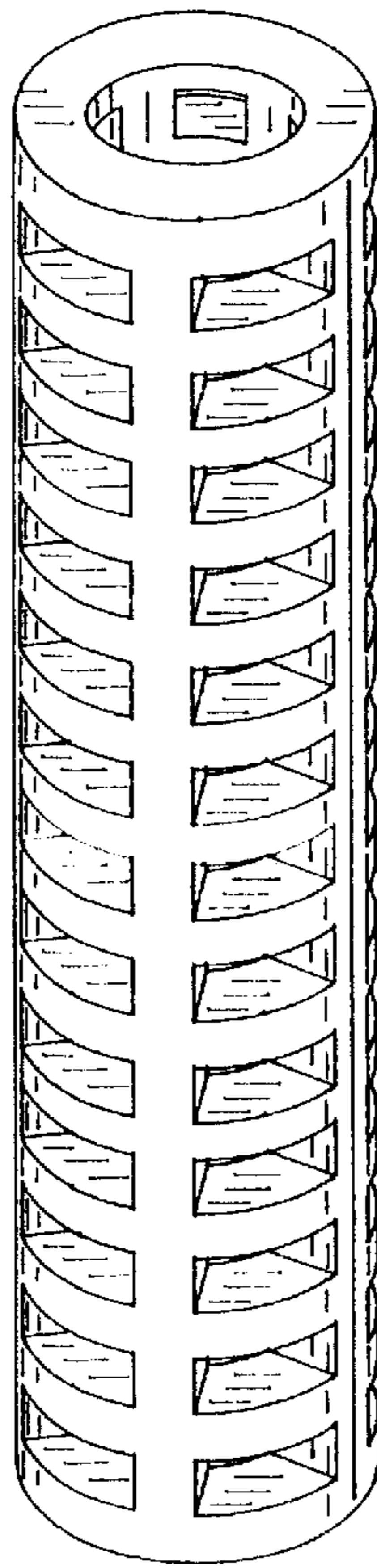


FIG. 1

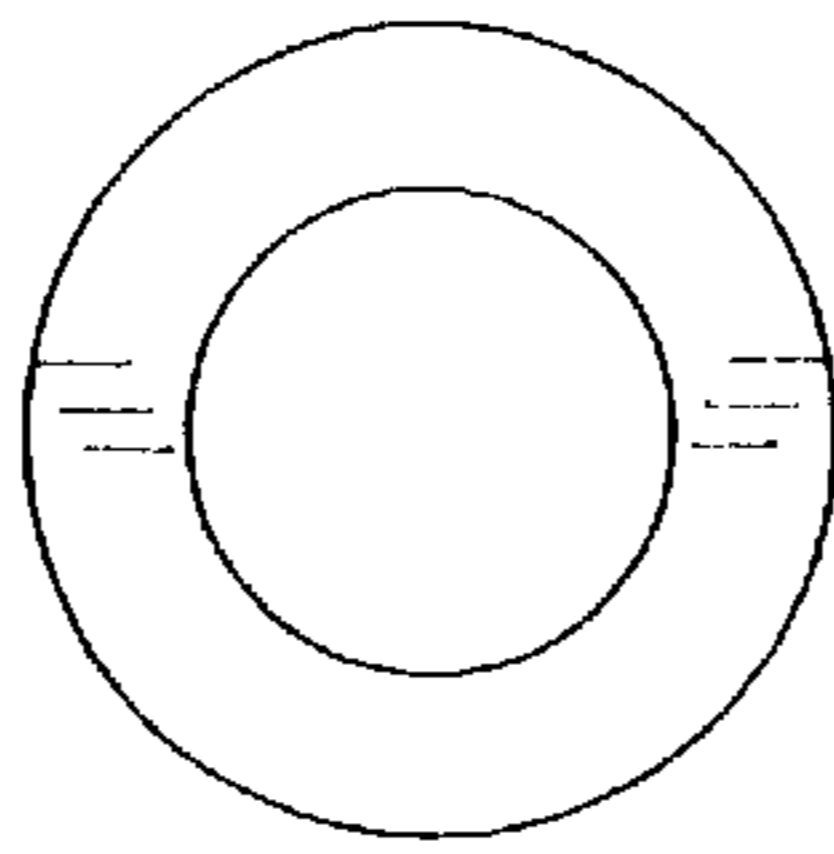


FIG. 2

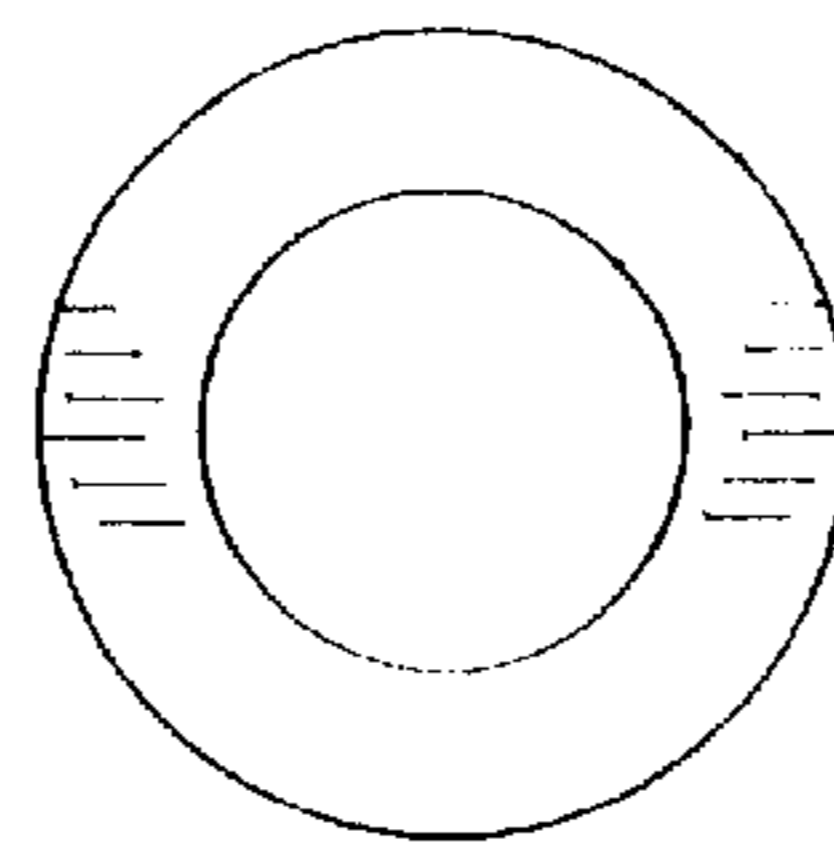


FIG. 3

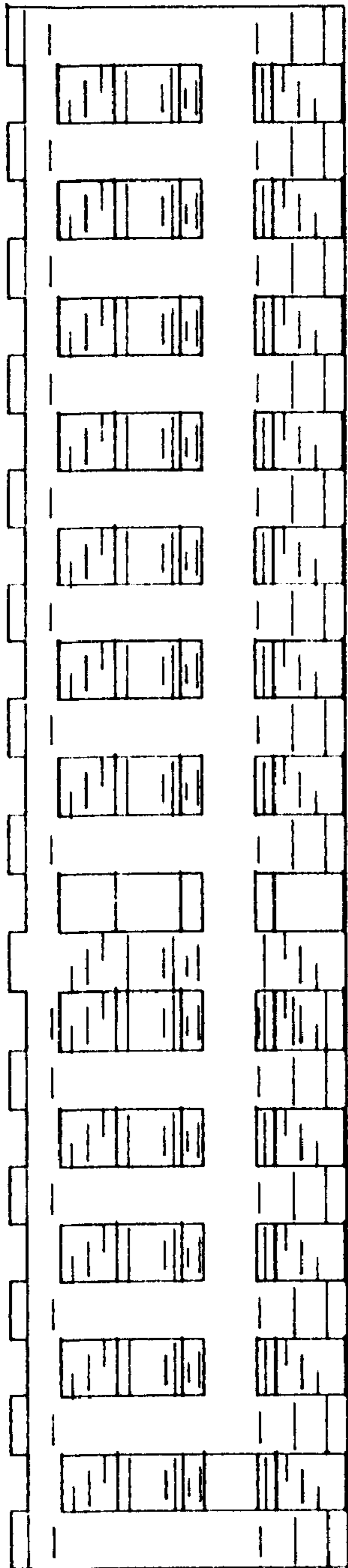


FIG. 4

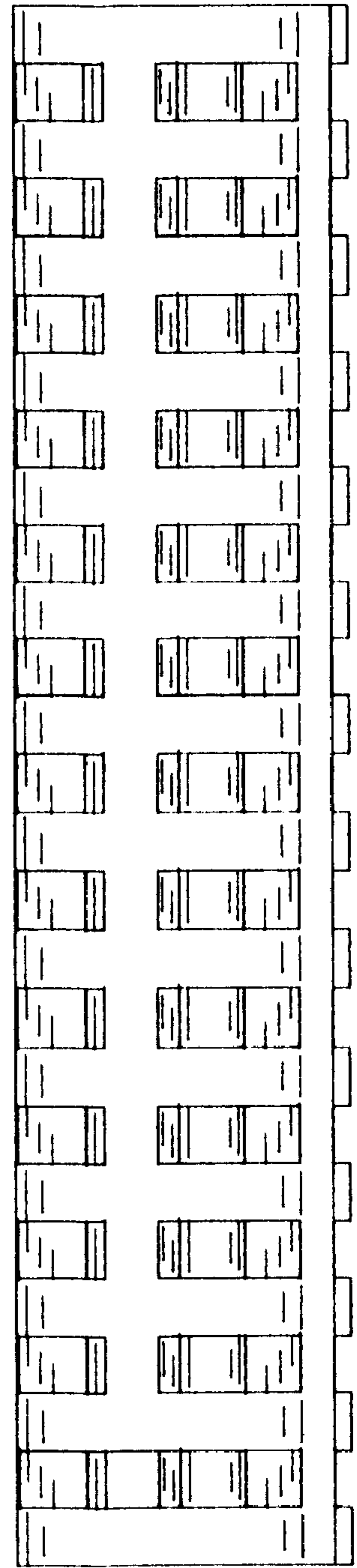


FIG. 5

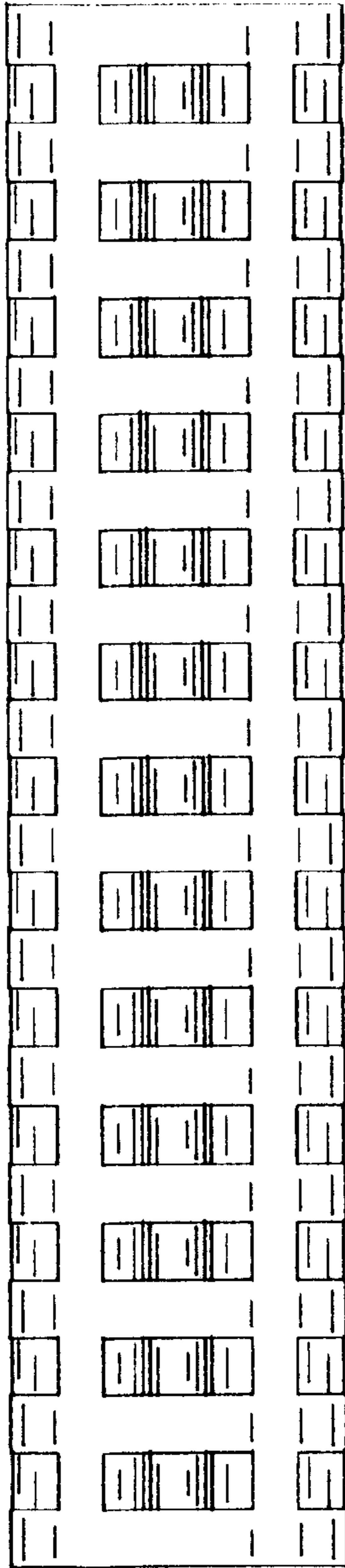


FIG. 6

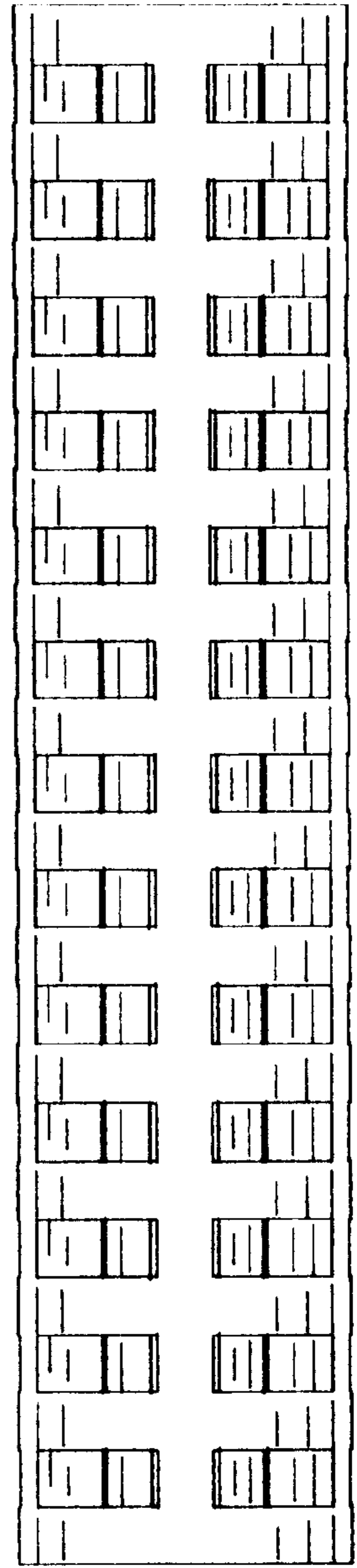


FIG. 7