



US00D434249S

United States Patent [19] Cain

[11] Patent Number: Des. 434,249

[45] Date of Patent: ** Nov. 28, 2000

[54] CHINA CABINET

[75] Inventor: Charles C. Cain, High Point, N.C.

[73] Assignee: Thomasville Furniture Industries, Inc., Thomasville, N.C.

[**] Term: 14 Years

[21] Appl. No.: 29/116,288

[22] Filed: Dec. 29, 1999

[51] LOC (7) Cl. 06-04

[52] U.S. Cl. D6/438

[58] Field of Search D6/432, 434, 436-448;
312/114, 204, 224, 278, 279

[56] References Cited

U.S. PATENT DOCUMENTS

- D. 357,598 4/1995 Keller D6/438
- D. 384,516 10/1997 Harris D6/438

OTHER PUBLICATIONS

- Thomasville, American Oak, China Curio, p. 5, 1983.
- Ethan Allen, Chian Curio, p. 202, 1983.
- Thomasville, Innkeepers Classics China Cabinet, p. 10, unknown.

Thomasville, East Hampton China Cabinet, p. 9, Apr. 1995. China Top, Stickley Mission Oak and Mission Cherry Catalog Supplement, L. & J. G. Stickley, Inc., p. 4.

Primary Examiner—Cathron B. Matta
Attorney, Agent, or Firm—Rhodes & Mason, P.L.L.C.

[57] CLAIM

The ornamental design for a china cabinet, as shown and described.

DESCRIPTION

FIG. 1 is a right front perspective view of a china cabinet showing my new design;

FIG. 2 is a front elevational view thereof;

FIG. 3 is a right side elevational view, the opposite side being a mirror image thereof;

FIG. 4 is an enlarged perspective view of the upper left corner thereof; and,

FIG. 5 is an enlarged perspective view of the lower left corner thereof.

The rear, top and bottom views of the china cabinet are not shown and form no part of the claimed design. The dashed lines represent environmental elements only and form no part of the claimed design.

1 Claim, 5 Drawing Sheets





Fig. 1




Fig. 2




Fig 3



Fig. 4




Fig. 5