



US00D434236S

United States Patent [19]

Addleman

[11] Patent Number: Des. 434,236

[45] Date of Patent: ** Nov. 28, 2000

[54] GIRAFFE SHAPED BENCH

[75] Inventor: Keith A. Addleman, Hillsdale, Mich.

[73] Assignee: The Shane Group, Inc., Hillsdale, Mich.

[**] Term: 14 Years

[21] Appl. No.: 29/115,963

[22] Filed: Dec. 27, 1999

[51] LOC (7) Cl. 06-01

[52] U.S. Cl. D6/359; D21/619

[58] Field of Search D6/334, 345, 351, D6/358, 359, 381, 500-502; D21/414, 415, 428, 619, 521, 825; 297/181; 478/118; D26/832

[56] References Cited

U.S. PATENT DOCUMENTS

D. 60,762	4/1922	Rewick	D6/359
D. 68,819	11/1925	Malley	D6/359
D. 80,173	12/1929	Girard	D6/359
D. 111,968	11/1938	Holmes, Jr.	D6/351
D. 170,471	9/1953	Meagher	D6/358
D. 176,393	12/1955	Williams	D21/619

D. 188,659	8/1960	Locke	D6/359
D. 192,254	2/1962	Hansen	D21/832
D. 254,022	1/1980	Knight et al.	D21/825
D. 258,303	2/1981	Nakao et al.	D21/428
D. 278,161	3/1985	Benicaso	D21/428
D. 354,175	1/1995	Fein	D6/358
D. 388,479	12/1997	Allegre	D21/619

Primary Examiner—Doris V. Coles
Assistant Examiner—Mimosa De
Attorney, Agent, or Firm—Young & Basile, P.C.

[57] CLAIM

The ornamental design for a giraffe shaped bench, as shown.

DESCRIPTION

FIG. 1 is a front elevational view of a giraffe shaped bench showing my new design, it being understood that the rear is a mirror image thereof except for the difference in the contour of the rear edge of the side panels as best shown in FIG. 2.

FIG. 2 is an end elevational view of my design as taken from the right side of FIG. 1, the other end view being the identical mirror image thereof; and,

FIG. 3 is a top plan view of a giraffe shaped bench in accord with my design.

1 Claim, 1 Drawing Sheet


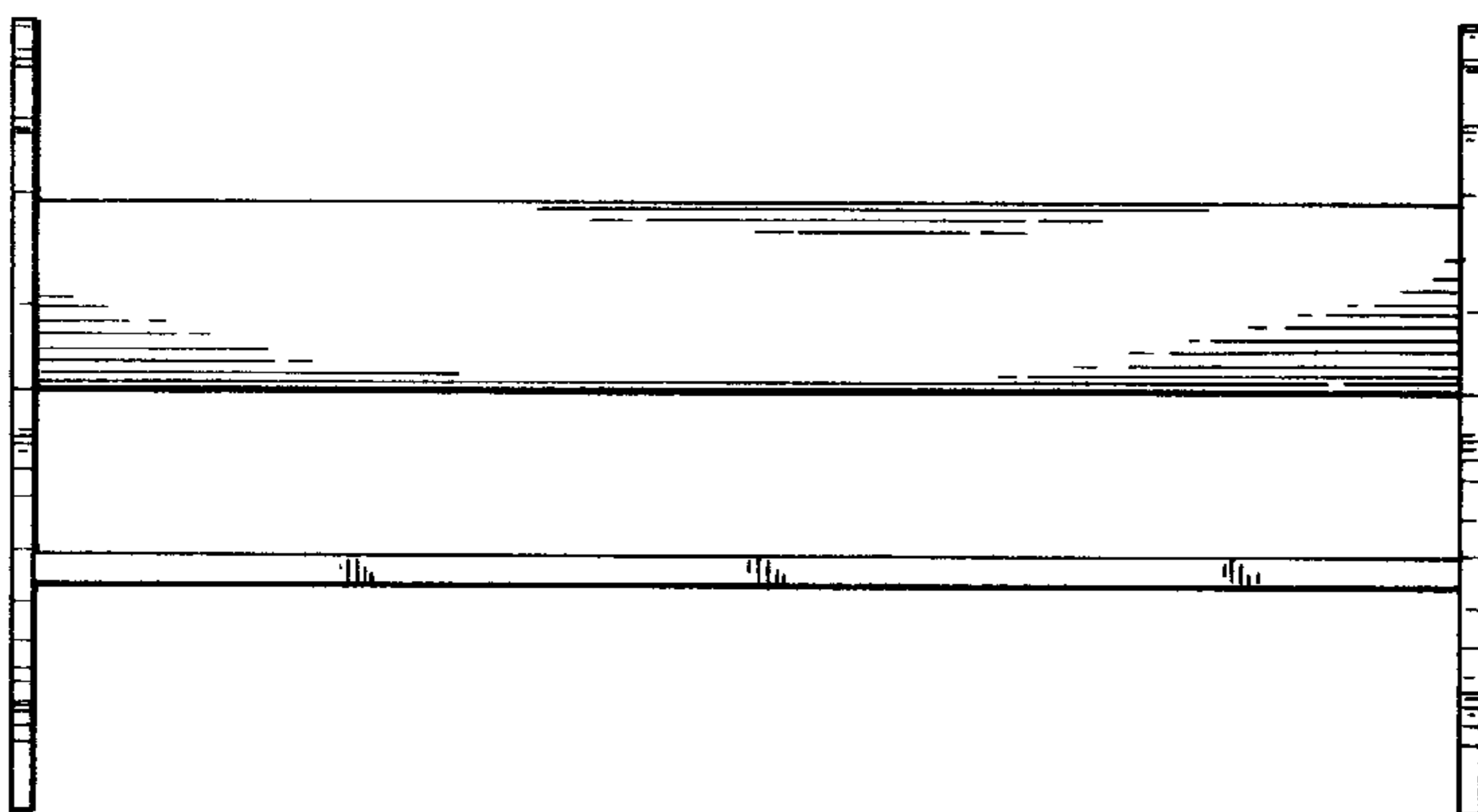


FIG-1

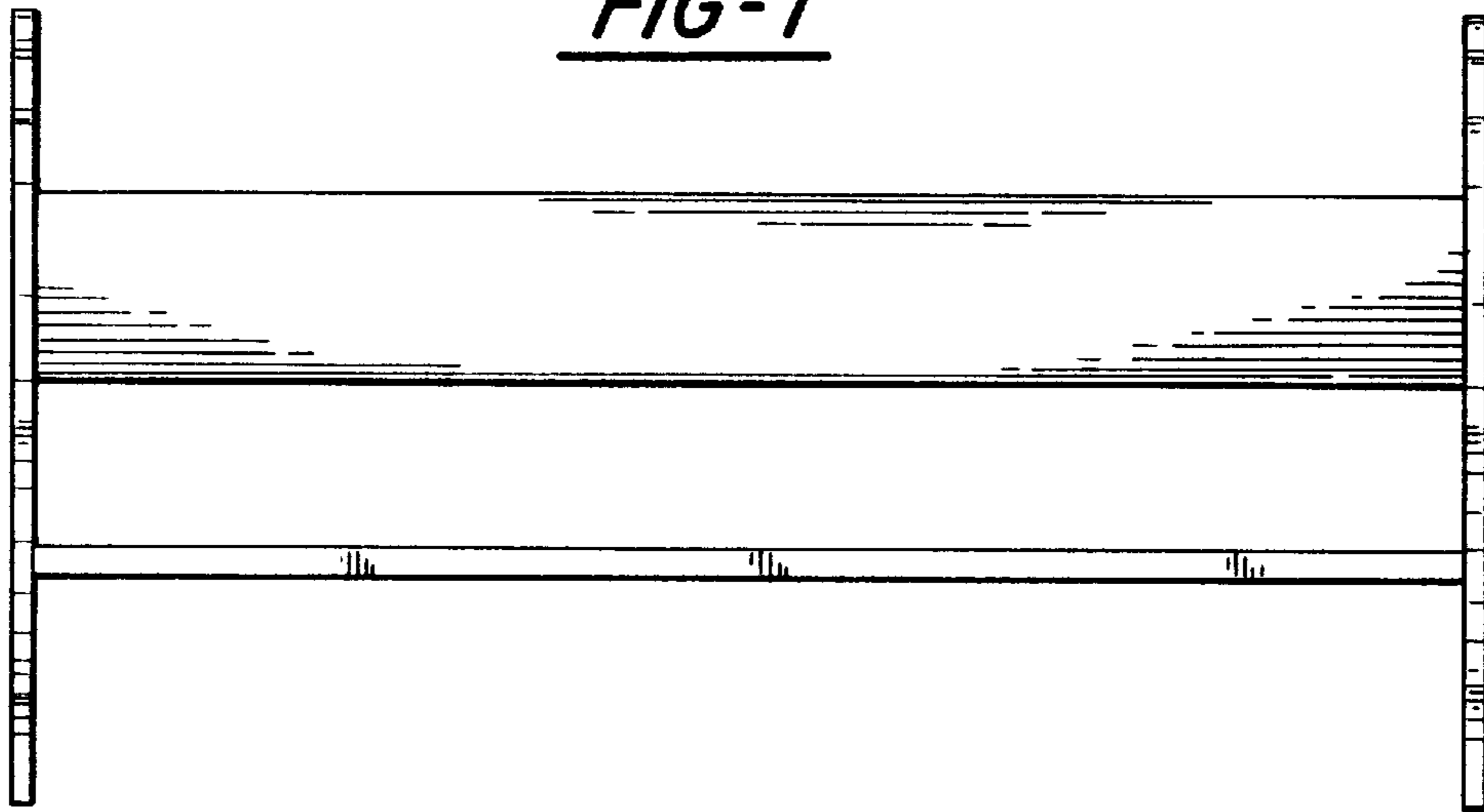


FIG-2




FIG-3

