



US00D434229S

United States Patent [19]

[11] Patent Number: **Des. 434,229**

Van den Branden et al.

[45] Date of Patent: **** Nov. 28, 2000**

[54] STORAGE BOX

Attorney, Agent, or Firm—Tilton, Fallon, Lungmus & Chestnut

[75] Inventors: **David J. Van den Branden; Paul C. Evans**, both of Chicago, Ill.; **Michael D. McCoy**, Buena Vista, Colo.; **Dale E. Fahnstrom**, Chicago, Ill.; **Burton F. Mendelson; Charles H. Dresner**, both of Northbrook, Ill.; **Lawrence J. Pomerleau**, Lake Zurich, Ill.

[57] CLAIM

The ornamental design for a storage box, as shown and described.

[73] Assignee: **Kenlin Group, Inc.**, Highland Park, Ill.

DESCRIPTION

[**] Term: **14 Years**

[21] Appl. No.: **29/107,497**

[22] Filed: **Jul. 7, 1999**

[51] LOC (7) Cl. **03-01**

[52] U.S. Cl. **D3/314**

[58] Field of Search D3/314, 304, 305, D3/310; D6/407, 631-634; 206/308, 308.1, 309, 310; 211/40, 41.1, 41.12

FIG. 1 is a front perspective view of the storage box; FIG. 2 is a right side view of the storage box shown in FIG. 1 (with the left side view being a mirror image thereof); FIG. 3 is a top plan view of the storage box shown in FIG. 1 (with the bottom plan view being identical); FIG. 4 is a front view of the storage box shown in FIG. 1; FIG. 5 is a rear view of the storage box shown in FIG. 1; FIG. 6 is a front perspective view of a first alternate storage box; FIG. 7 is a right side view of the storage box shown in FIG. 6 (with the left side view being a mirror image thereof); FIG. 8 is a front view of the storage box shown in FIG. 6; FIG. 9 is a top plan view of the storage box shown in FIG. 6 (with the bottom plan view being identical); FIG. 10 is a rear view of the storage box shown in FIG. 6; FIG. 11 is a front perspective view of a second alternate storage box; FIG. 12 is a right side view of the storage box shown in FIG. 11 (with the left side view being a mirror image thereof); FIG. 13 is a front view of the storage box shown in FIG. 11; FIG. 14 is a top plan view of the storage box shown in FIG. 11 (with the bottom plan view being identical); and, FIG. 15 is a rear view of the storage box shown in FIG. 11. FIGS. 11 and 13-15 are shown broken away to indicate indeterminate length.

[56] References Cited

U.S. PATENT DOCUMENTS

D. 295,930	5/1988	Drake et al.	D6/407
D. 307,977	5/1990	Egly et al.	D6/407
D. 320,707	10/1991	Garfinkle	D6/407
D. 326,357	5/1992	Chow	D6/407
D. 362,563	9/1995	Rogina	D6/407
2,547,005	4/1951	Herrick et al. .	
2,782,977	2/1957	Thompson .	
4,741,438	5/1988	Mastronardo et al.	206/309
5,749,477	5/1998	Chang	211/40
6,039,190	3/2000	Clausen	211/40

Primary Examiner—Louis S. Zarfaz
Assistant Examiner—Catherine R. Oliver

1 Claim, 2 Drawing Sheets

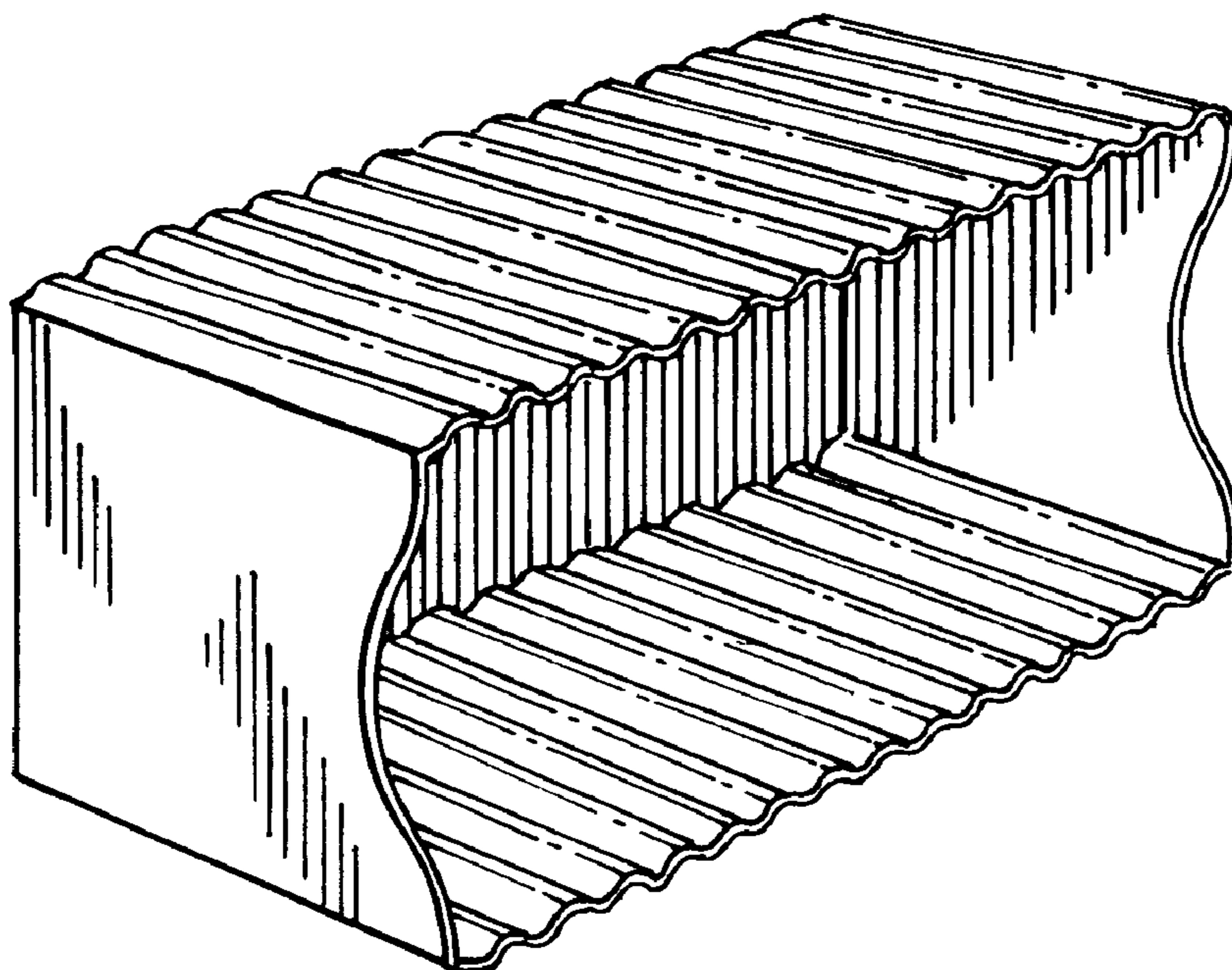


FIG. 1

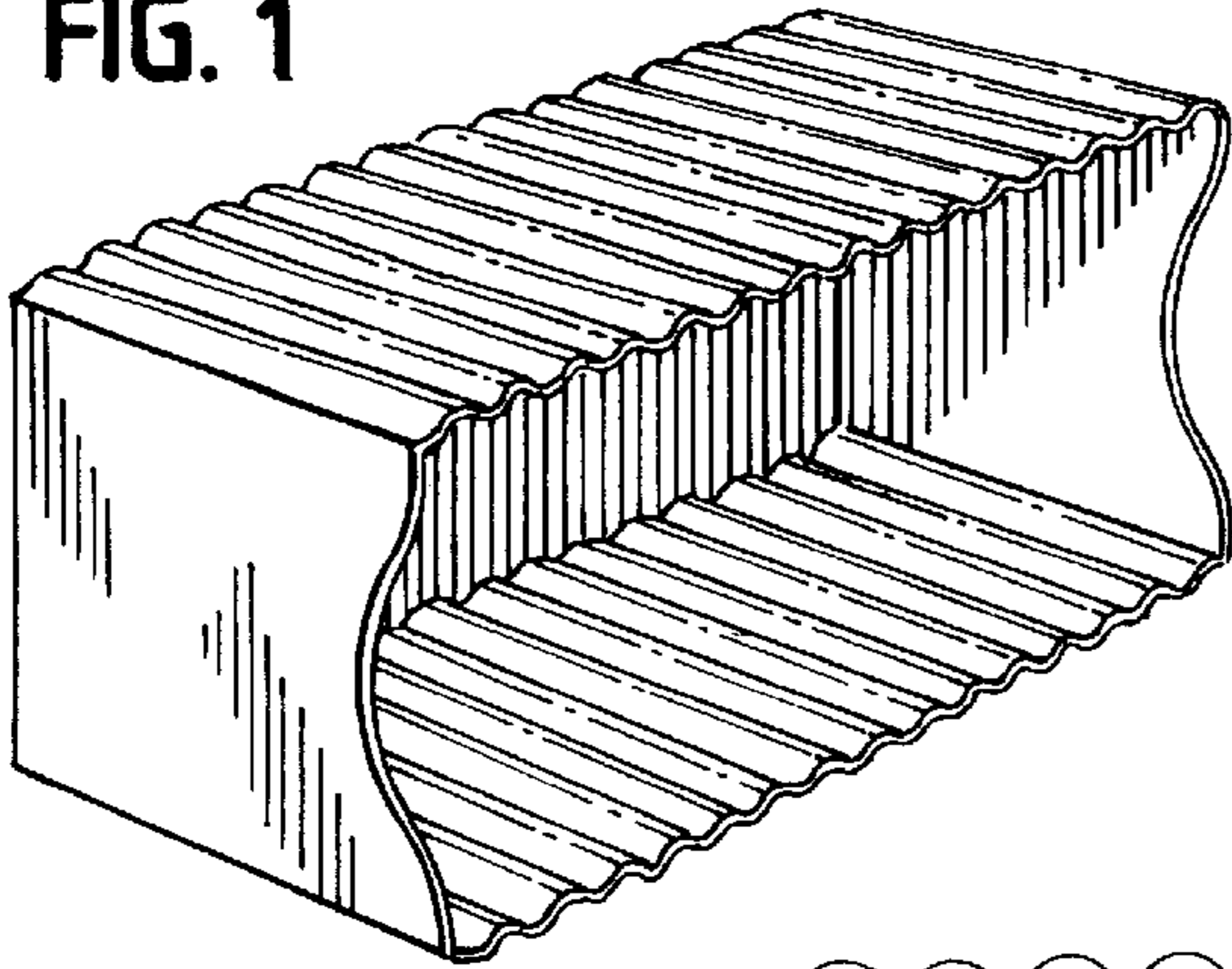


FIG. 2

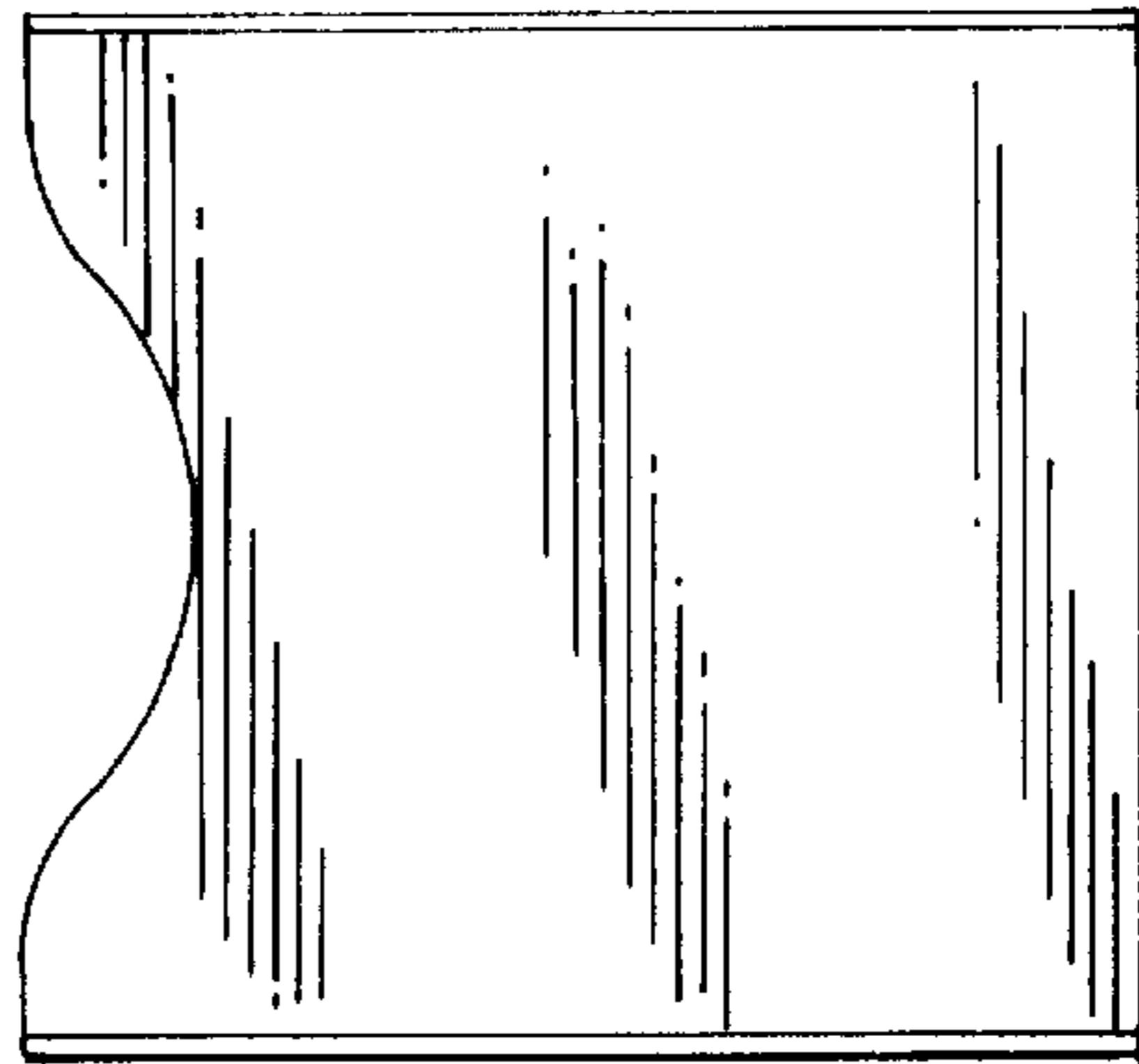


FIG. 5




FIG. 3




FIG. 4




FIG. 6

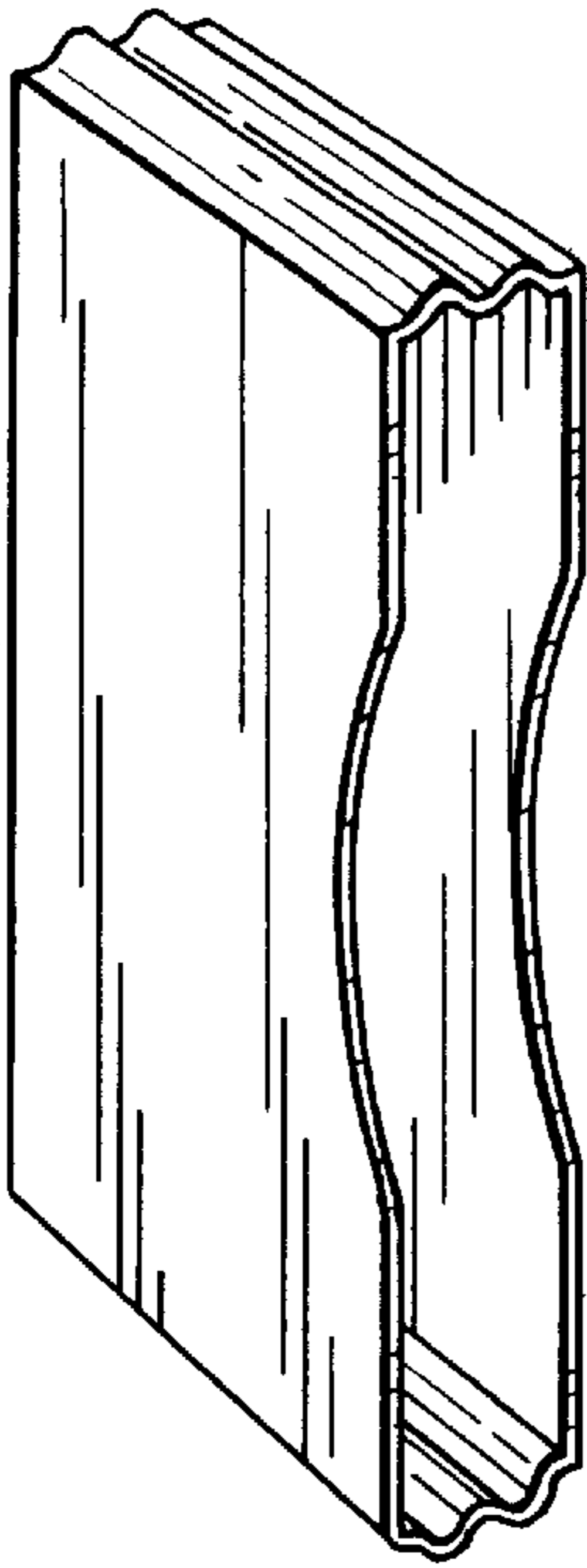


FIG. 7

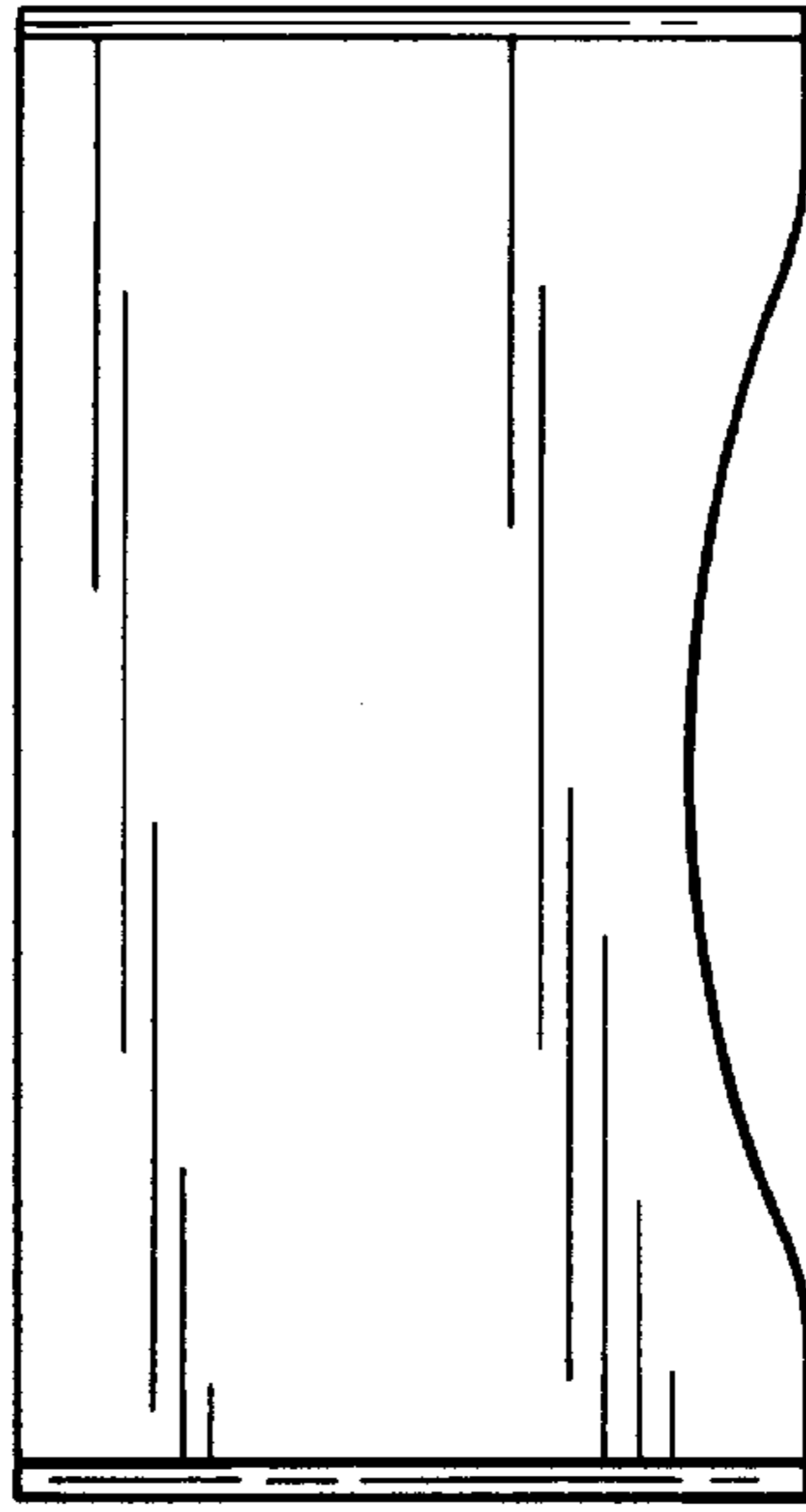


FIG. 8

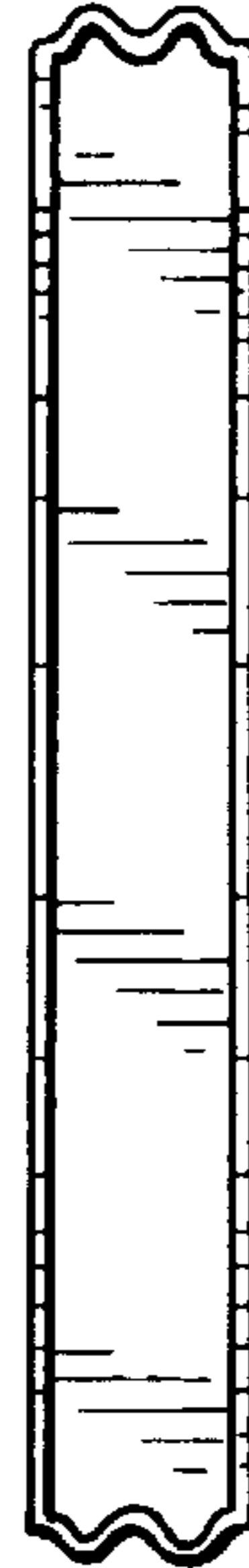


FIG. 10

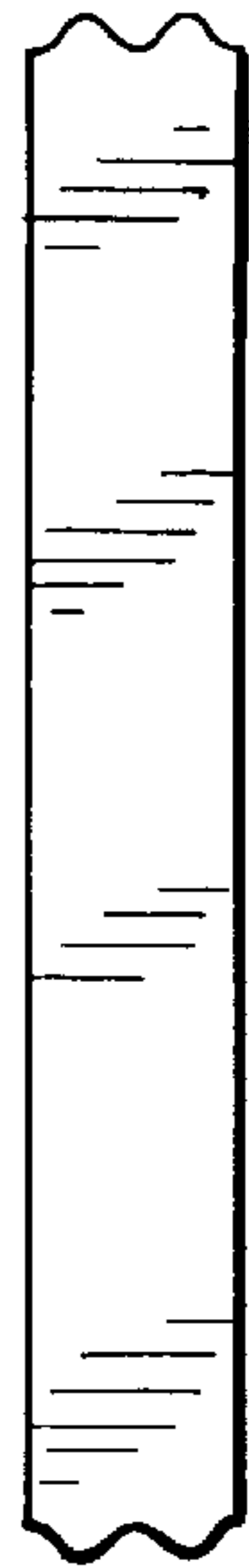


FIG. 9




FIG. 11




FIG. 12




FIG. 13

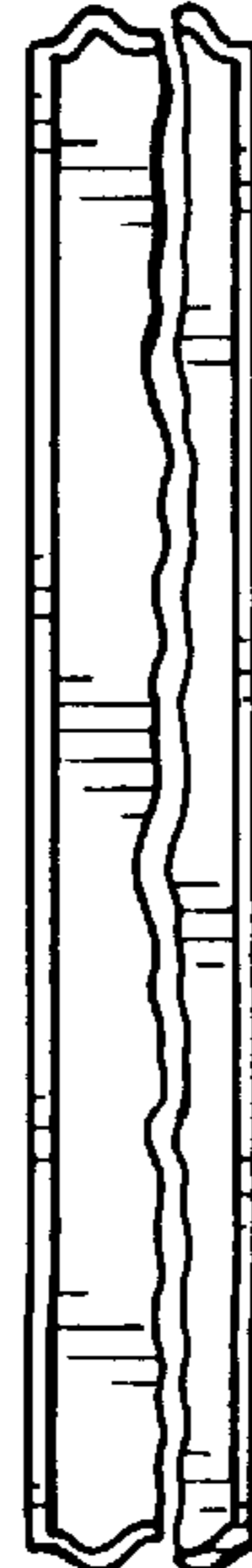


FIG. 15

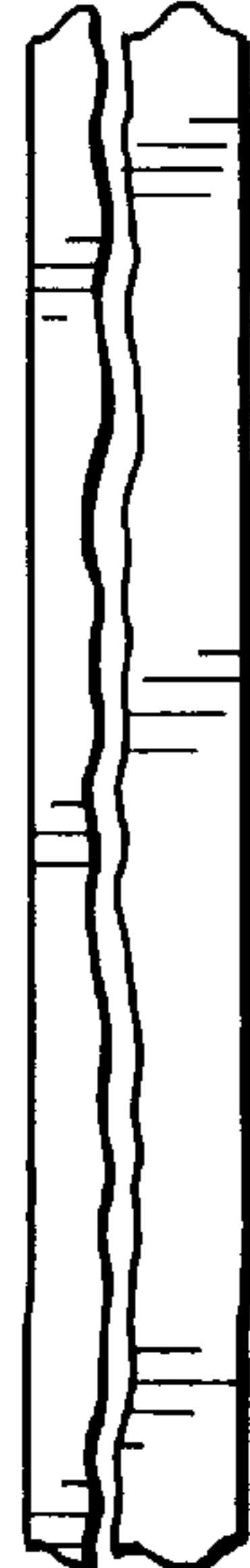


FIG. 14

