

US00D434223S

United States Patent [19]
Dombrowski

[11] **Patent Number: Des. 434,223**

[45] **Date of Patent: ** Nov. 28, 2000**

[54] **BOX**

[76] Inventor: **Larry H. Dombrowski**, 4124 Pathfield Dr., Gahanna, Ohio 43230

[**] Term: **14 Years**

[21] Appl. No.: **29/117,548**

[22] Filed: **Jan. 26, 2000**

[51] **LOC (7) Cl.** **03-01**

[52] **U.S. Cl.** **D3/273; D3/272; D3/304; D3/302**

[58] **Field of Search** **D3/272, 273, 276, D3/294, 302, 304; D9/418, 420, 423, 424; 229/162, 907; 206/379; 220/908**

[56] **References Cited**

U.S. PATENT DOCUMENTS

D. 202,133	8/1965	Marchant	D9/424
D. 276,594	12/1984	Fahey et al.	D9/420
D. 283,311	4/1986	Lander	D9/420
D. 286,750	11/1986	Hamilton et al.	D9/423
D. 294,125	2/1988	Hesser et al.	D9/420

D. 373,297	9/1996	Hill	D3/271
D. 390,459	2/1998	King	D3/294
3,741,434	6/1973	Trayerse	229/162
4,241,773	12/1980	Personnat	206/379
4,657,176	4/1987	Matsubara	229/907
4,976,355	12/1990	Crutchfield	229/907
5,257,734	11/1993	Bartle	229/907
5,634,566	6/1997	Schilthuizeh	220/908

Primary Examiner—Raphael Barkai
Attorney, Agent, or Firm—Mueller and Smith, LPA

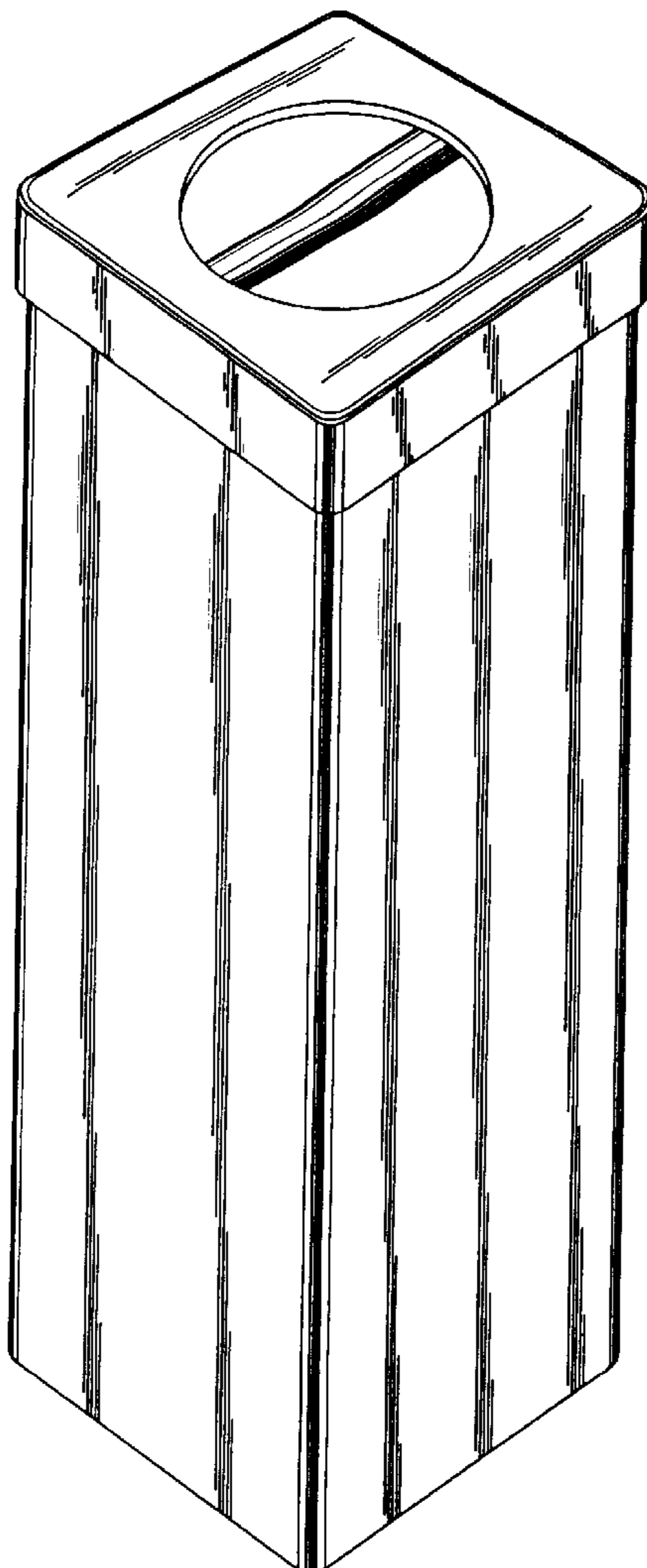
[57] **CLAIM**

The ornamental design for a box, as shown and described.

DESCRIPTION

FIG. 1 is a perspective view of the box showing my new design;
FIG. 2 is a top plan view thereof;
FIG. 3 is a front view thereof, the back and both sides being identical thereto;
FIG. 4 is a front view of a modified embodiment of the design shown in FIGS. 1-3 and 5; and,
FIG. 5 is a bottom view thereof.

1 Claim, 2 Drawing Sheets



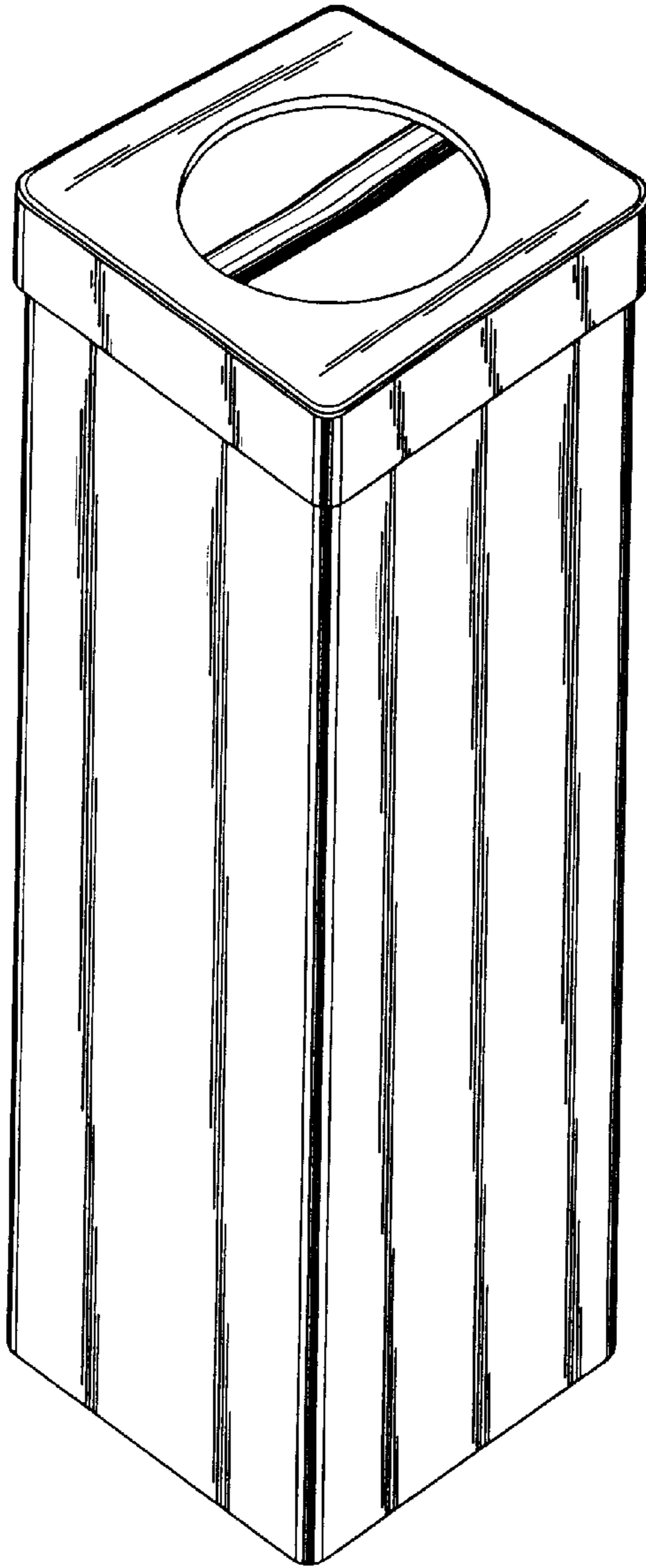


FIG. 1

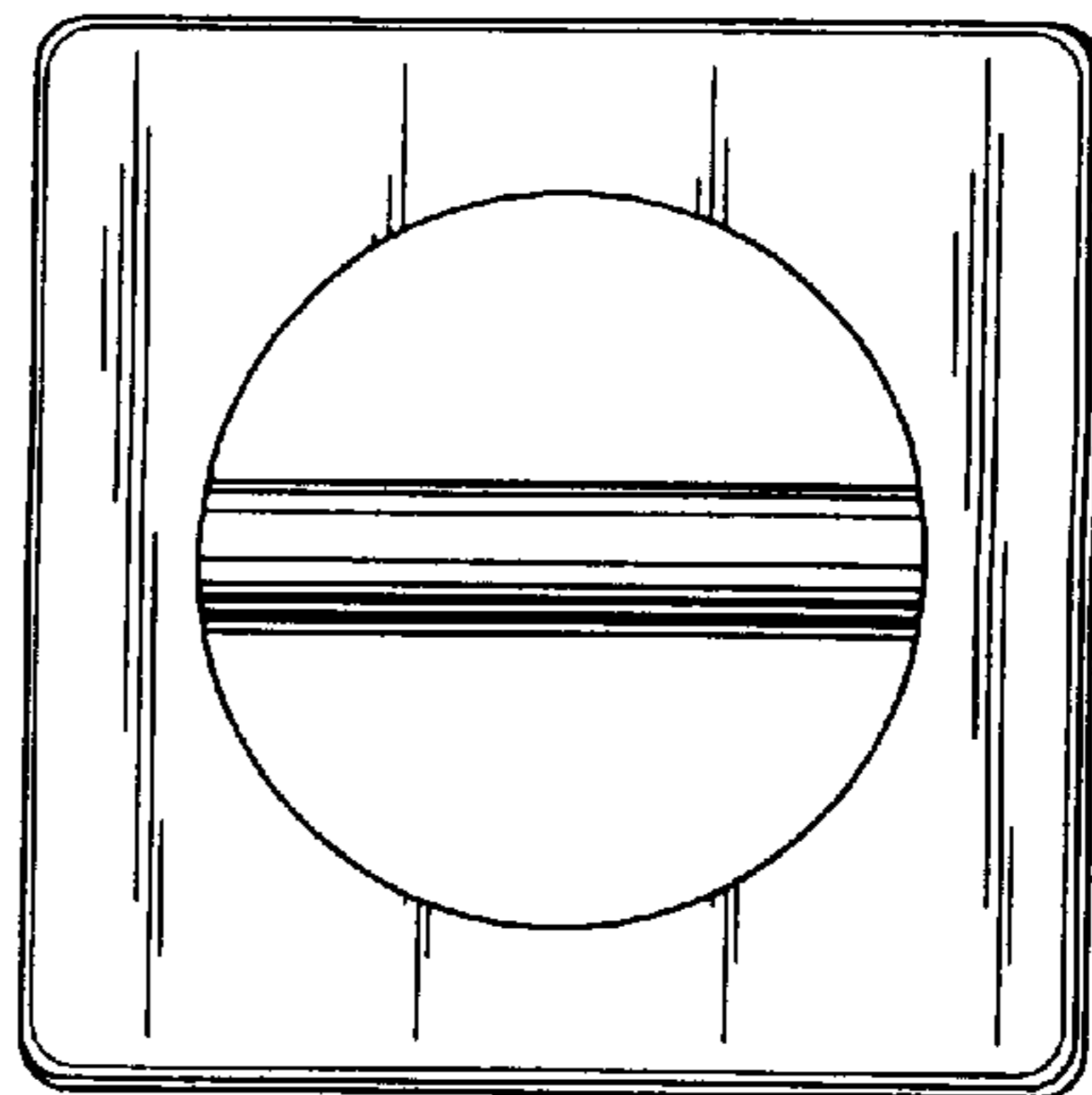


FIG. 2

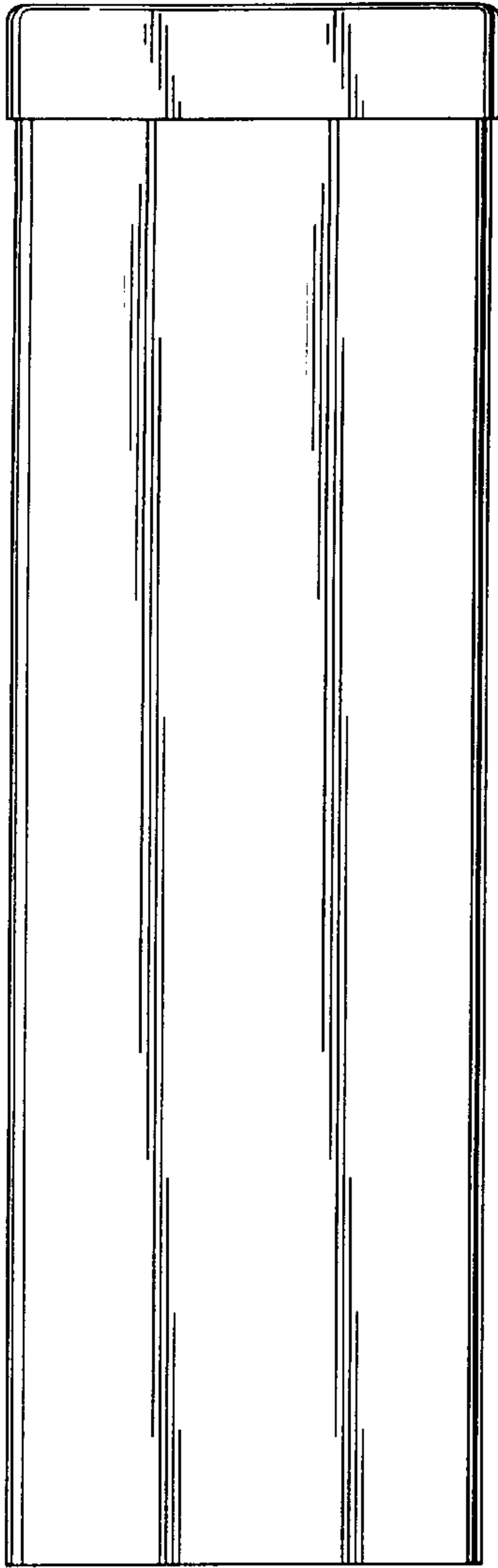


FIG. 3

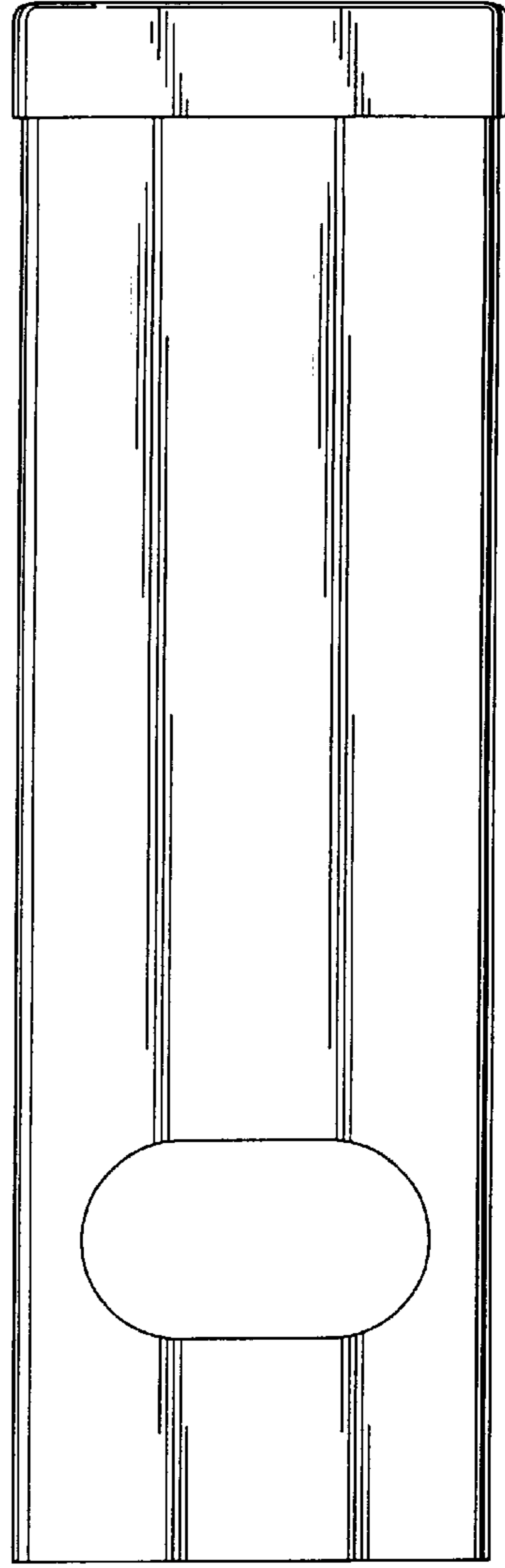


FIG. 4

FIG. 5

