



US00D434221S

United States Patent [19]
Chao

[11] **Patent Number: Des. 434,221**

[45] **Date of Patent: ** Nov. 28, 2000**

[54] **CASE FOR EYEGLASSES**

[76] Inventor: **David Yinkai Chao**, P.O. Box 63-99,
Taichung, Taiwan, 406

[**] Term: **14 Years**

[21] Appl. No.: **29/107,347**

[22] Filed: **Jul. 2, 1999**

[51] **LOC (7) Cl.** **03-01**

[52] **U.S. Cl.** **D3/265**

[58] **Field of Search** D3/263, 264, 265,
D3/266, 267, 203, 205, 207, 212; 206/5,
5.1, 6, 528, 534, 537; D9/500-504, 300,
347, 444; 351/158; D8/85, 89, 77, 7; D16/132

[56] **References Cited**

U.S. PATENT DOCUMENTS

D. 112,400	11/1938	Penn	D28/89
D. 277,324	1/1985	Davey	D28/77
D. 281,054	10/1985	Menrad	D9/300
D. 299,973	2/1989	Campello et al.	D28/77
D. 317,526	6/1991	Lapham	D3/265
D. 364,669	11/1995	Winner	D9/300 X

D. 398,150	9/1998	Vonarburg	D3/205
D. 403,123	12/1998	Sgariboldi	D28/76
2,201,467	5/1940	Bloom	D28/89
5,929,967	7/1999	Conner	206/6.1

Primary Examiner—Louis S. Zarfes
Assistant Examiner—Catherine R. Oliver
Attorney, Agent, or Firm—Baker Botts L.L.P.

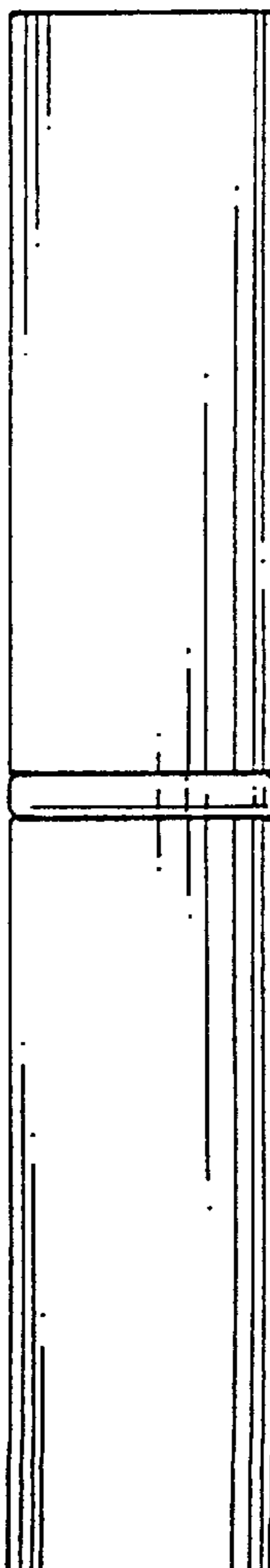
[57] **CLAIM**

The ornamental design for a case for eyeglasses, as shown and described.

DESCRIPTION

FIG. 1 is a perspective view of a case for eyeglasses showing my new design;
FIG. 2 is a front elevational view thereof, the rear elevational view being identical. The left and right side elevational views being identical to the front elevational view.
FIG. 3 is a top plan view thereof, the bottom being identical in appearance; and,
FIG. 4 is a perspective view thereof, the eyeglasses depicted by means of broken lines being for illustrative purposes only and forming no part of the claimed design.

1 Claim, 1 Drawing Sheet



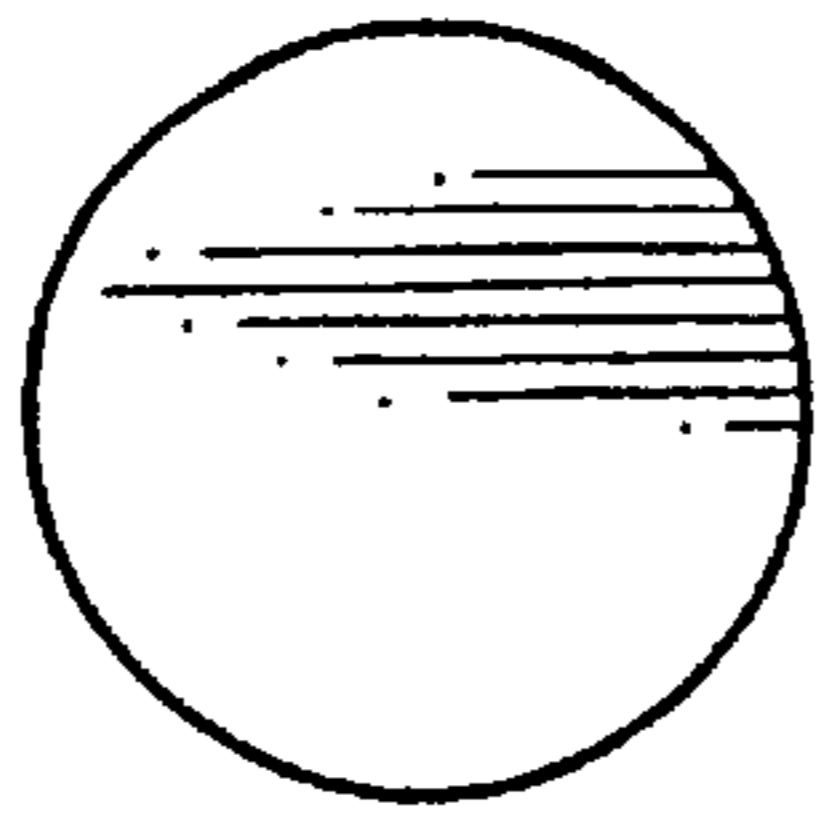


FIG. 3

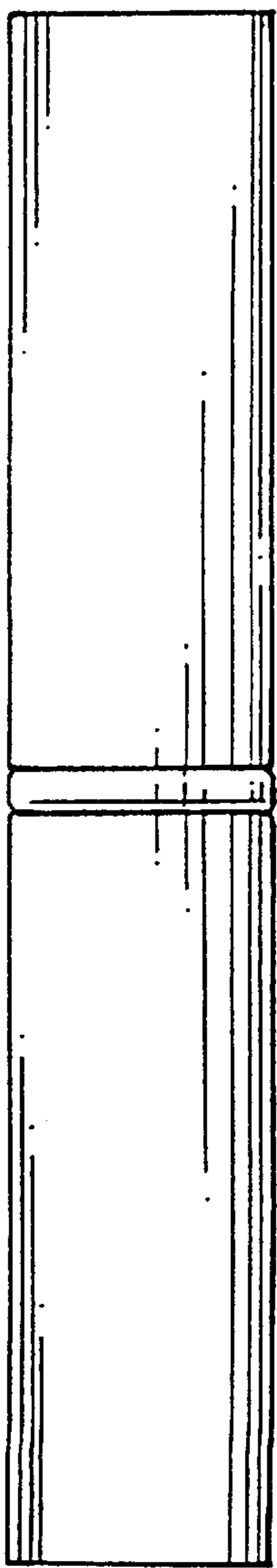


FIG. 2




FIG. 1

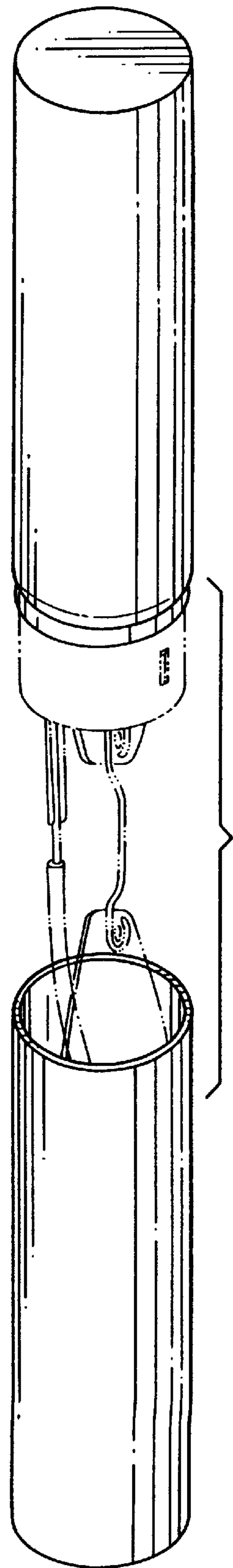


FIG. 4