



US00D434211S

**United States Patent** [19]  
**Gee**

[11] **Patent Number: Des. 434,211**

[45] **Date of Patent: \*\* Nov. 28, 2000**

[54] **SHOE UPPER**

[75] Inventor: **Patrick Gee**, Chino Hill, Calif.

[73] Assignee: **HYI**, Covina, Calif.

[\*\*] Term: **14 Years**

[21] Appl. No.: **29/115,091**

[22] Filed: **Dec. 6, 1999**

[51] **LOC (7) Cl.** ..... **02-04**

[52] **U.S. Cl.** ..... **D2/969; D2/907**

[58] **Field of Search** ..... D2/896, 902, 906-908,  
D2/969, 970; 36/114, 115, 127, 45

[56] **References Cited**

**U.S. PATENT DOCUMENTS**

D. 309,822	8/1990	Barret	.....	D2/908
4,130,950	12/1978	Bazzle et al.	.....	36/127
5,197,210	3/1993	Sink	.....	36/127

**OTHER PUBLICATIONS**

Footjoy Catalog 1996-1997, no page number, only show shown, Dec. 1996.  
Footjoy Catalog 1997-1998, p. 43, item # 90423, Dec. 1997.  
Footjoy Catalog 1999-2000, p. 10, only show shown, Dec. 1999.

*Primary Examiner*—Louis S. Zarfes  
*Assistant Examiner*—Gregory Andoll  
*Attorney, Agent, or Firm*—Townsend and Townsend and Crew LLP; Guy W. Chambers, Esq.

[57] **CLAIM**


The ornamental design for a shoe upper, as shown as described.


**DESCRIPTION**

FIG. 1 is a left elevation view of the shoe upper;  
FIG. 2 is a right elevation view of the shoe upper;  
FIG. 3 is a front elevation view of the shoe upper;  
FIG. 4 is a rear elevation view of the shoe upper; and,  
FIG. 5 is a top view of the shoe upper.


The broken lines showing of the sole in the Figures is for illustrative purposes only and forms no part of the claimed design.

**1 Claim, 2 Drawing Sheets**

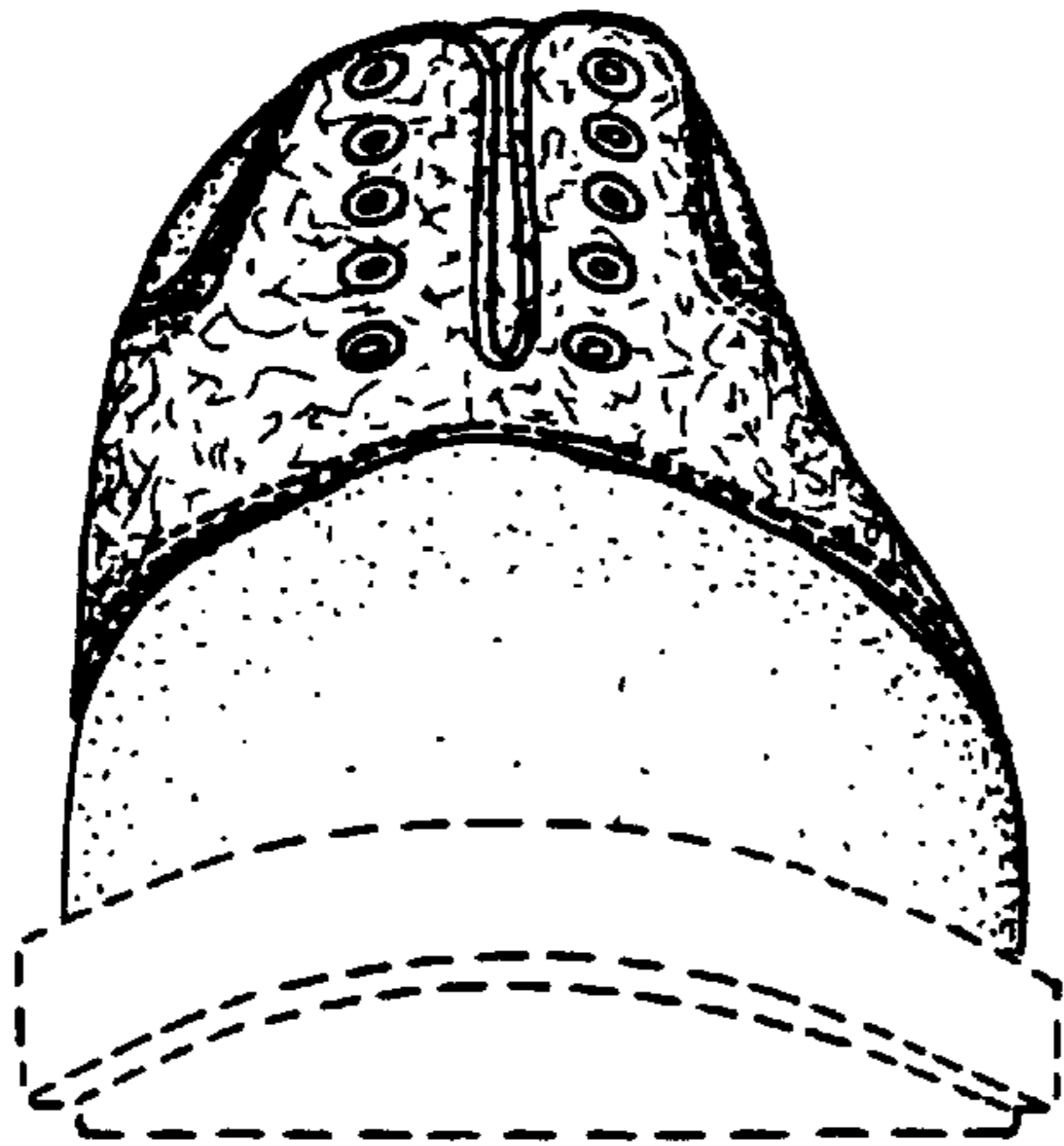




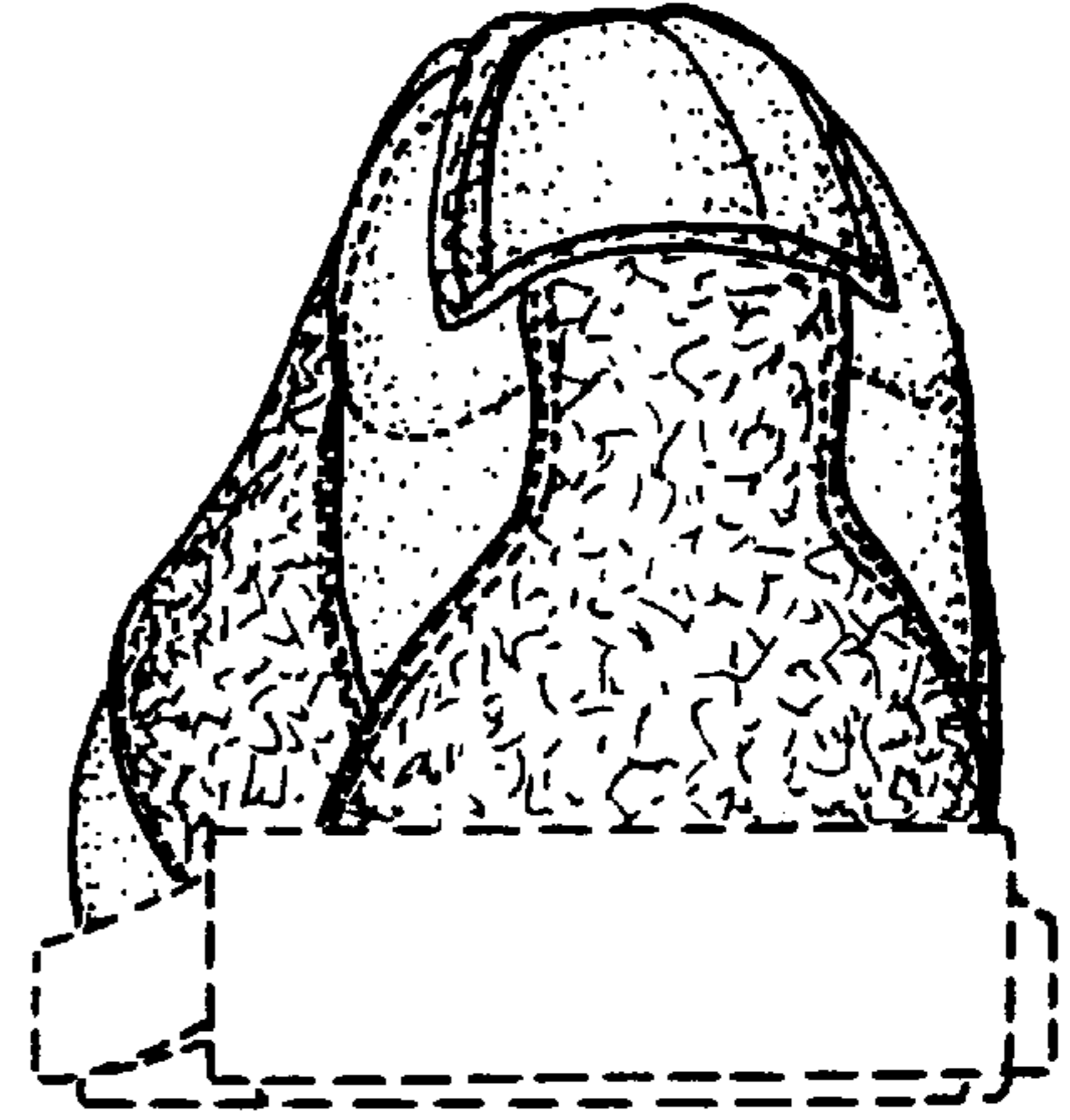
*FIG. 1.*



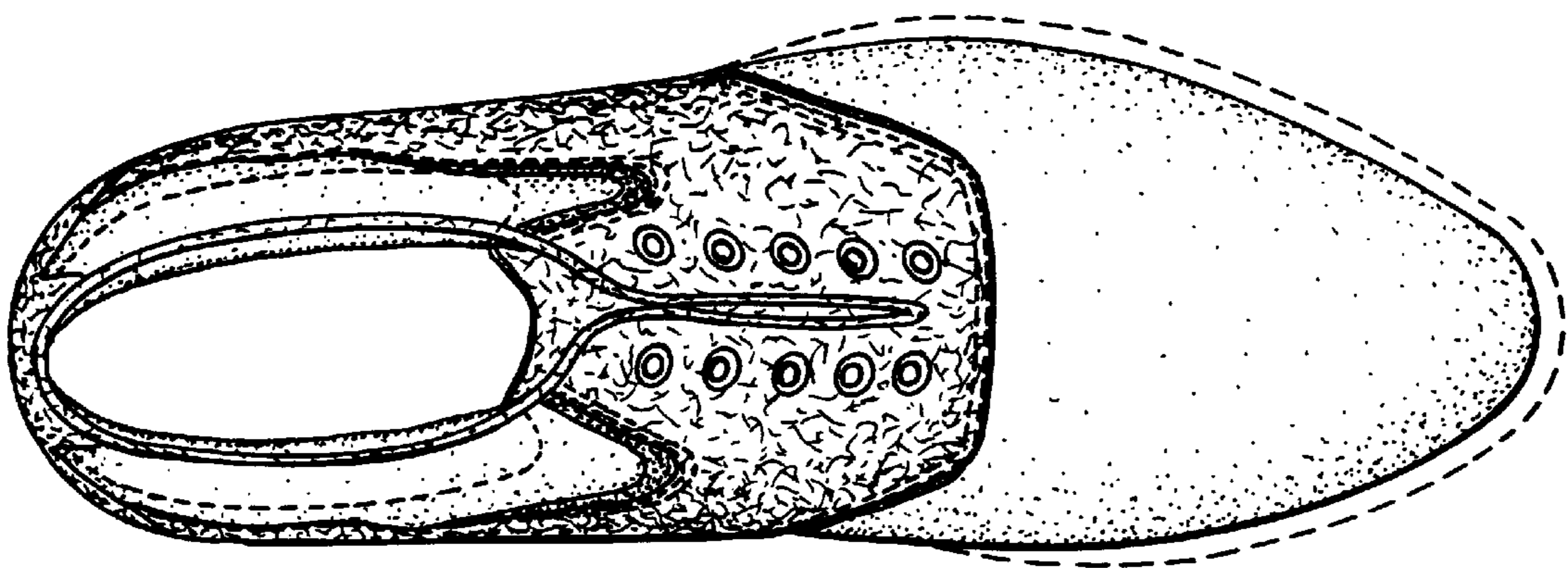
*FIG. 2.*



*FIG. 3.*



*FIG. 4.*



*FIG. 5.*