



US00D434210S

United States Patent [19]

[11] Patent Number: **Des. 434,210**

Dean

[45] Date of Patent: **** Nov. 28, 2000**

[54] SANDAL UPPER

[75] Inventor: **Norman Dean**, Pleasant Valley, N.Y.

[73] Assignee: **Footstar Corporation**, Mahwah, N.J.

[**] Term: **14 Years**

[21] Appl. No.: **29/114,663**

[22] Filed: **Nov. 29, 1999**

[51] LOC (7) Cl. **02-04**

[52] U.S. Cl. **D2/969; D2/916**

[58] Field of Search D2/896, 897, 900,
D2/905, 916-931, 935, 948-960, 969-973,
978; 36/84, 7.5, 9 A, 10, 45, 47, 11.5, 19.5,
169, 166

[56] **References Cited**

U.S. PATENT DOCUMENTS

D. 127,987	7/1941	Babinchak	D2/918
D. 360,973	8/1995	Bailey	D2/969
D. 375,915	11/1996	McDonald	D2/916
2,167,035	7/1939	Westheimer	36/169

OTHER PUBLICATIONS

- Women's Sandal Noat Cross Over Sandal #2304-739.
- Women's Sandal Rockport Criss Cross Vamp #W9103M.
- Women's Sandal Bos & Co Zina Suede Footbed leather sandal #ZINA BLK.
- Women's Sandal Dr. Martens Criss Cross Vamp (S8209PN70) Women's Criss Cross Vamp (S8209PN70) #820943015.
- Women's Sandal Timberland Sady Y Strap #78341.
- Women's Sandal Dr. Martens Criss Cross Vamp #S8209PB44.

Women's Sandal Ecco Shape Crossover Leather #85643-709.

Women's Sandal Rockport Velero Instep Sandal #W2954M.

Women's Sandal Rockport Veler Front Strap #W9429W.

Women's Sandal Aerosoles Thinkshank #THINKSHA002.

Women's Sandal Timberland Iola Cross Strap #80332.

Women's Sandal Cross Front Velcro #W2944M.

Women's Sandal Ecco Cross Over Nubuck #65253 201.

Women's Sandal Clarks of England 2 Strap Velcro Nubuck #33557 MUS.

Women's Sandal Clarks of England Criss Cross Vamp Nubuck #34133 TAU.

Women's Sandal Effectivo Fashion Shoes Cross Over Sandal Velcro Side #CLOUDY BLK.

Primary Examiner—Louis S. Zarfaz

Assistant Examiner—Gregory Andoll

Attorney, Agent, or Firm—Seyfarth Shaw

[57] **CLAIM**

The ornamental design for the sandal upper, as shown and described.

DESCRIPTION

FIG. 1 is a perspective view of a sandal upper showing my new design;

FIG. 2 is a top plan view thereof;

FIG. 3 is a side elevation view of one side thereof;

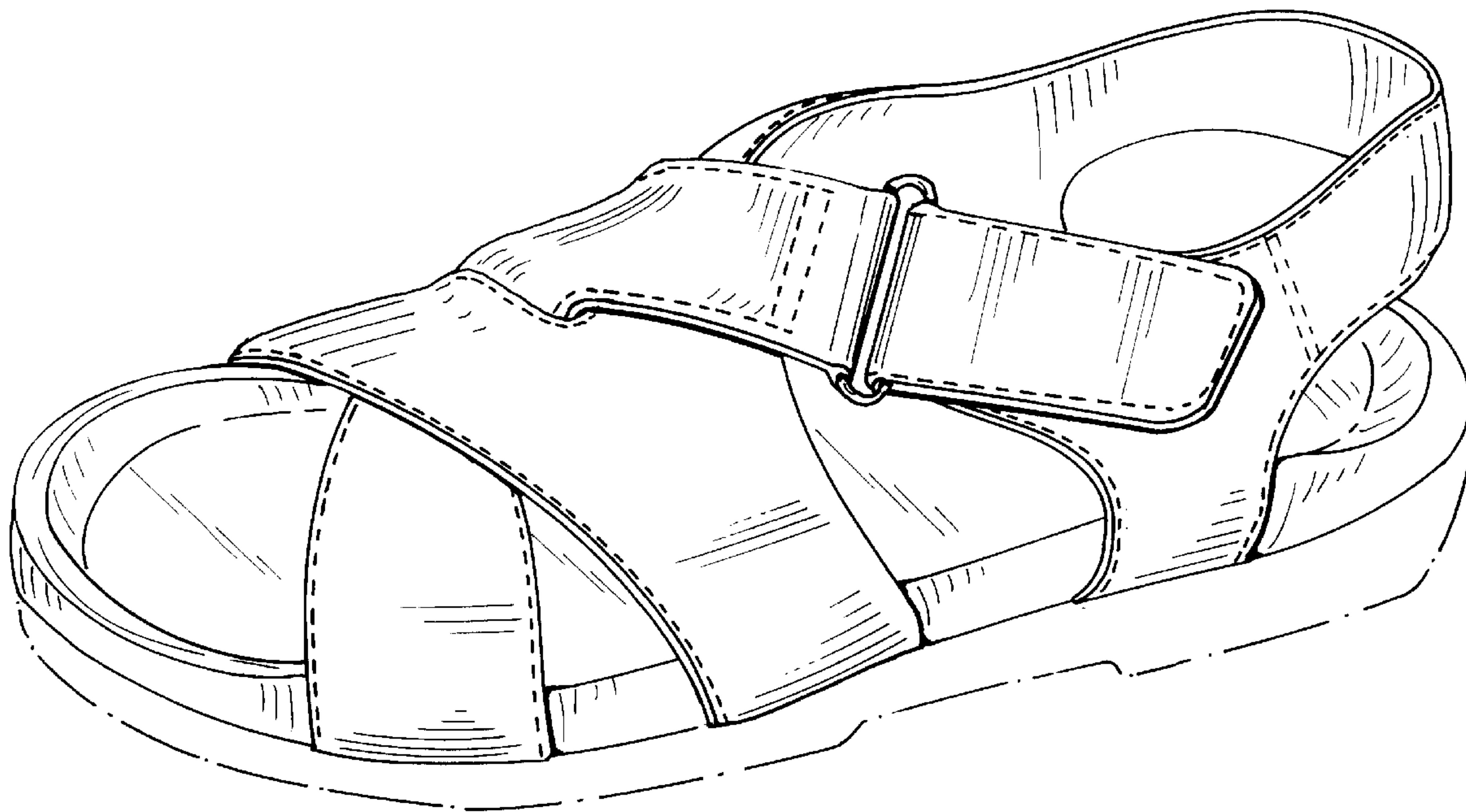
FIG. 4 is a side elevation view of the other side thereof;

FIG. 5 is a front elevation view thereof; and,

FIG. 6 is a rear elevation view thereof.

The broken line showing of the shoe sole in the figures is for illustrative purposes only and forms no part of the claimed design.

1 Claim, 3 Drawing Sheets



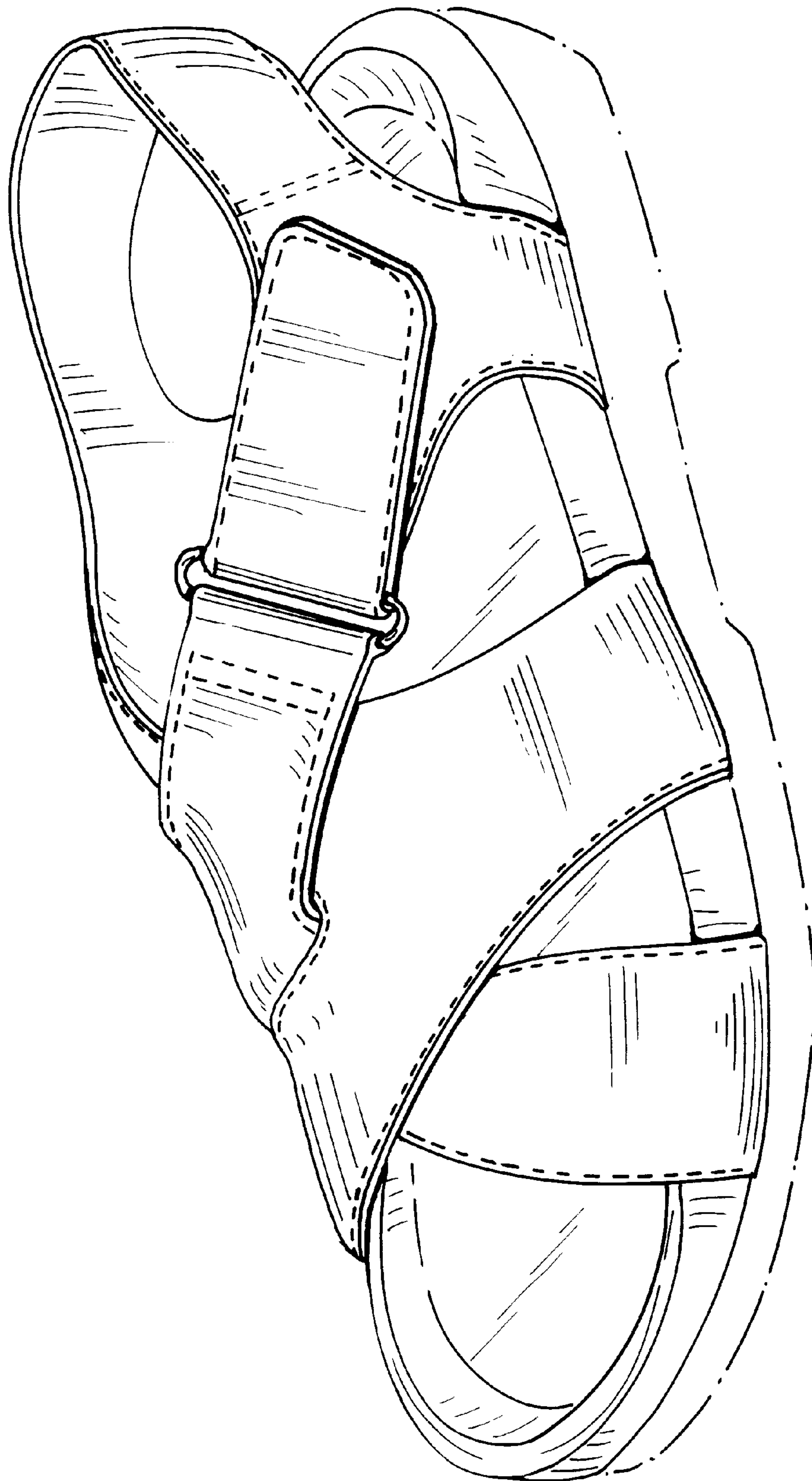


FIG. 1

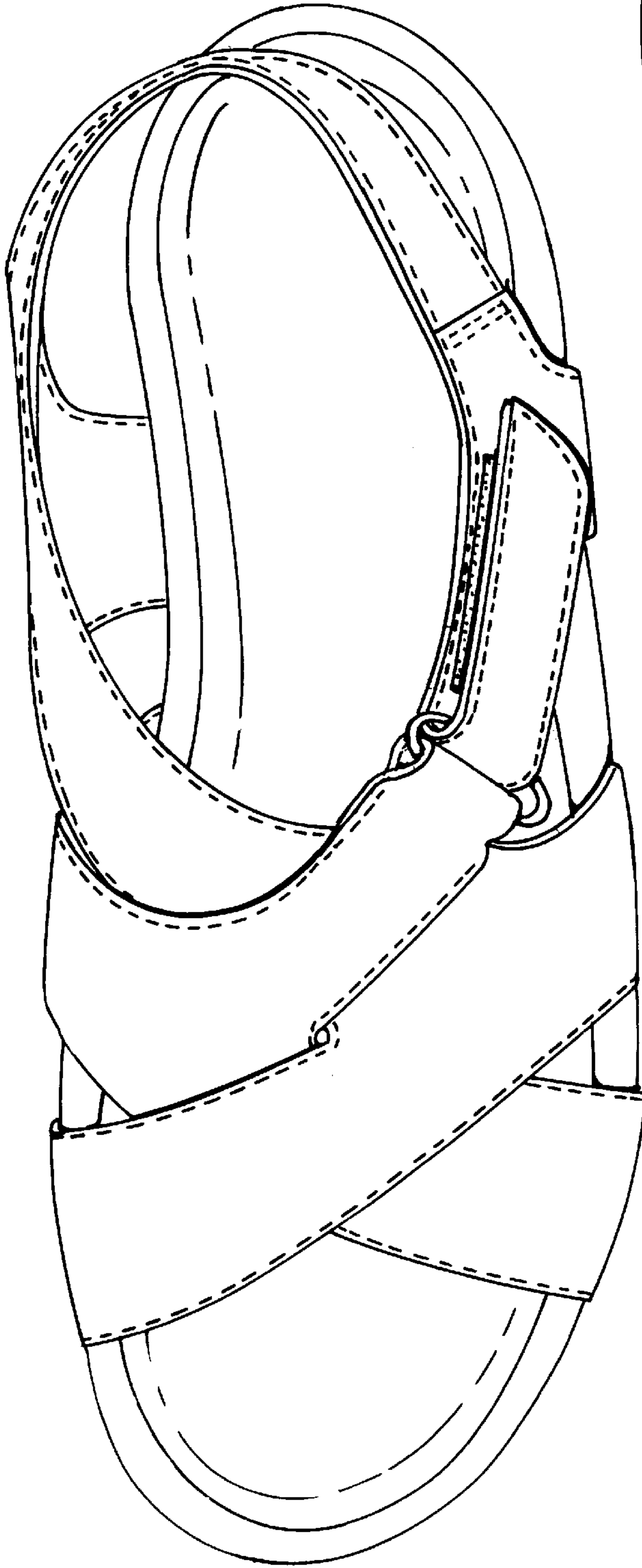


FIG. 2

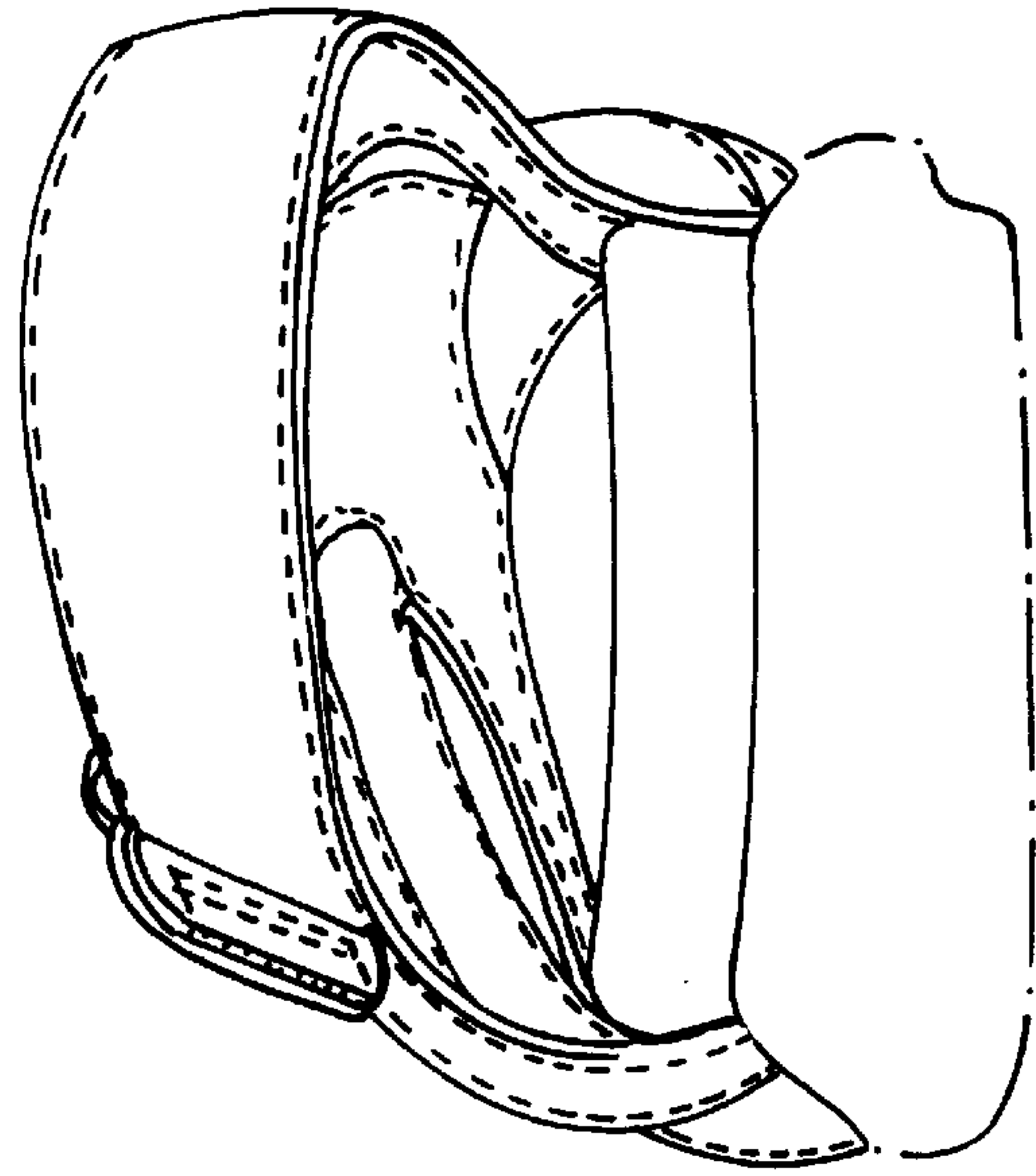


FIG. 6

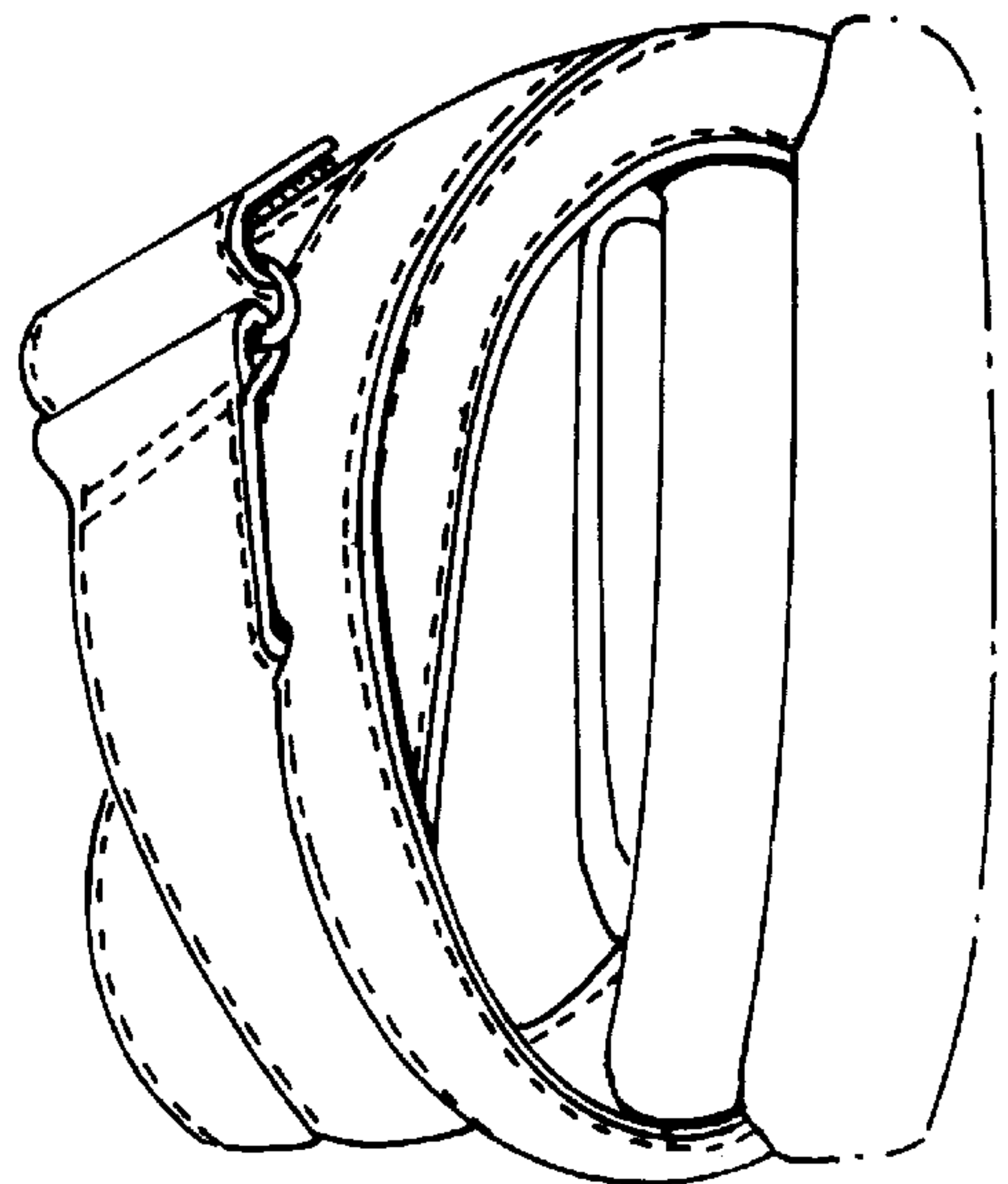


FIG. 5

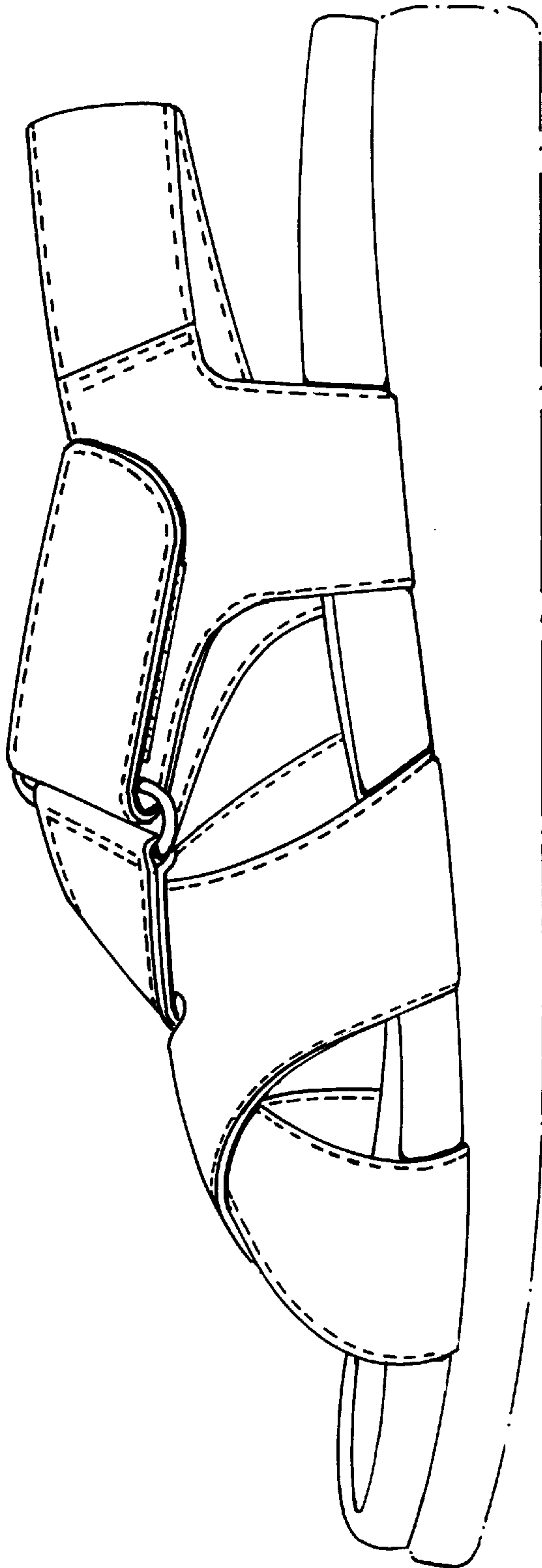


FIG. 3

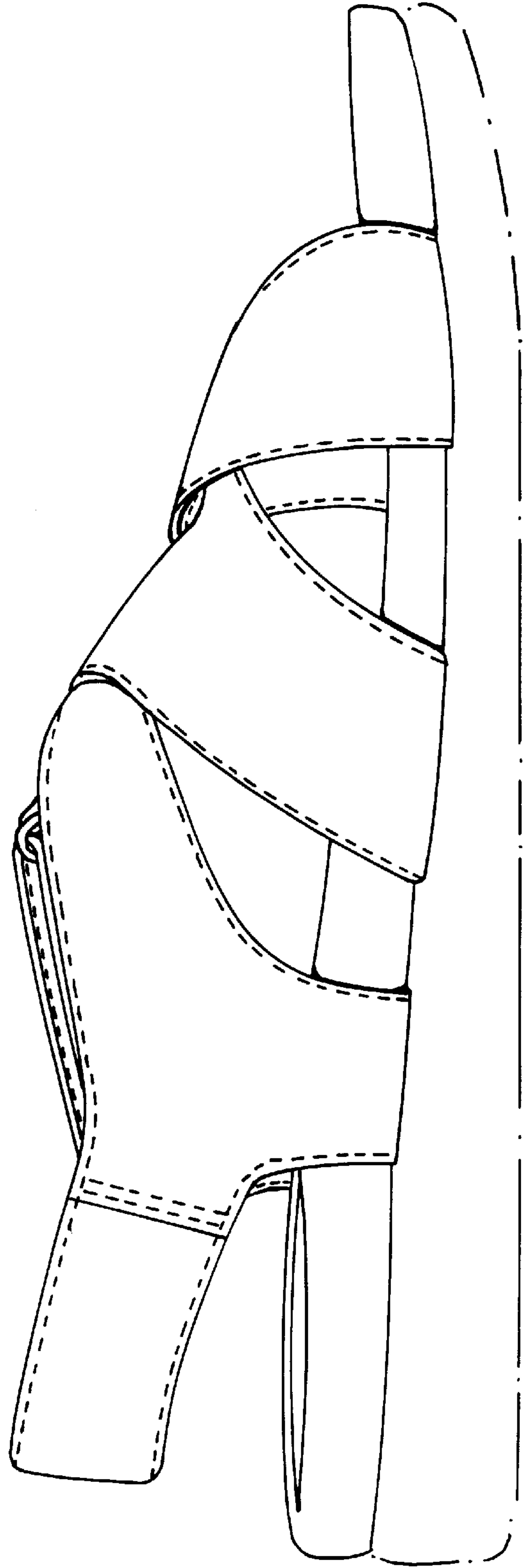


FIG. 4