



US00D434209S

# United States Patent [19] McKinney

[11] **Patent Number: Des. 434,209**

[45] **Date of Patent: \*\* Nov. 28, 2000**

[54] **PAIR OF SHOE INSOLES**

4,860,463 8/1989 Pin ..... 36/3 R  
5,408,761 4/1995 Gazzano ..... 36/88  
5,655,314 8/1997 Petracci ..... 36/3 R

[75] Inventor: **Edward C. McKinney**, San Rafael, Calif.

[73] Assignee: **Sharper Image Corp.**, San Francisco, Calif.

[\*\*] Term: **14 Years**

*Primary Examiner*—Louis S. Zarfes  
*Assistant Examiner*—Gregory Andoll  
*Attorney, Agent, or Firm*—Flehr Hohbach Test Albritton & Herbert LLP

[21] Appl. No.: **29/094,479**

[22] Filed: **Oct. 2, 1998**

[51] **LOC (7) Cl.** ..... **02-04**

[52] **U.S. Cl.** ..... **D2/961**

[58] **Field of Search** ..... D2/961, 977; 36/28, 36/29, 153, 173, 43, 44, 37, 35 R, 88, 71, 145-147, 114, 3 R, 76 R, 154, 140, 172, 174, 178, 180, 181

[57] **CLAIM**

The ornamental design for a pair of shoe insoles, as shown.

**DESCRIPTION**

FIG. 1 is a top, front and right perspective view of a pair of shoe insoles showing my new design;  
FIG. 2 is a bottom, front and left perspective view of a pair of shoe insoles showing my new design;  
FIG. 3 is a side elevational view of a pair of shoe insoles showing my new design;  
FIG. 4 is a rear elevational view of a pair of shoe insoles showing my new design;  
FIG. 5 is a front elevational view of a pair of shoe insoles showing my new design;  
FIG. 6 is a top plan view of a pair of shoe insoles showing my new design; and,  
FIG. 7 is a bottom plan view of a pair of shoe insoles showing my new design.

[56] **References Cited**

**U.S. PATENT DOCUMENTS**

D. 287,302	12/1986	Peterson	.....	D2/961
D. 289,103	4/1987	Autry	.....	D2/961
D. 311,269	10/1990	Graham et al.	.....	D2/961
D. 388,946	1/1998	Sessa	.....	D2/961
1,852,883	4/1932	Gustaveson	.....	36/3 R
4,654,982	4/1987	Lee	.....	36/3 R

**1 Claim, 6 Drawing Sheets**








FIG.1





FIG.2



**FIG.3**






FIG. 4



FIG. 5






FIG.6






FIG.7