



US00D434206S

# United States Patent [19] Bernardini

[11] Patent Number: Des. 434,206

[45] Date of Patent: \*\* Nov. 28, 2000

[54] SLIPPER

2,509,423 5/1950 Cramer ..... 36/19.5  
5,339,542 8/1994 Kim ..... 36/7.5

[75] Inventor: **Marcello Bernardini**, Lucca, Italy

[73] Assignee: **Pro. Media S.r.l.**, Lucca, Italy

[\*\*] Term: **14 Years**

*Primary Examiner*—Louis S. Zarfes  
*Assistant Examiner*—Gregory Andoll  
*Attorney, Agent, or Firm*—Browdy and Neimark

[21] Appl. No.: **29/118,305**

[22] Filed: **Feb. 8, 2000**

[57] **CLAIM**

The ornamental design for a slipper, as shown and described.

[51] **LOC (7) Cl.** ..... **02-04**

[52] **U.S. Cl.** ..... **D2/919**; D2/916; D2/949;  
D2/973; D2/927; D2/897

**DESCRIPTION**

[58] **Field of Search** ..... D2/896, 897, 900,  
D2/905, 916–931, 935, 948–960, 969–973,  
978; 36/84, 7.5, 9 A, 10, 45, 47, 11.5, 19.5,  
169, 166

FIG. 1 is a front perspective view of the slipper according to the invention;

FIG. 2 is a left side view of the slipper of the invention, the right side view being a mirror image thereof;

FIG. 3 is a front view thereof;

FIG. 4 is a rear view thereof;

FIG. 5 is a top plan view thereof; and,

FIG. 6 is a bottom plan view thereof.

The novel feature of the slipper according to the invention consists in that the sole is of reduced length and the rear end of the sole is rounded.

[56] **References Cited**

**U.S. PATENT DOCUMENTS**

D. 117,918 12/1939 Bodrick ..... D2/896  
D. 406,937 3/1999 Nakazawa ..... D2/919

**1 Claim, 3 Drawing Sheets**





Fig. 1




Fig. 2

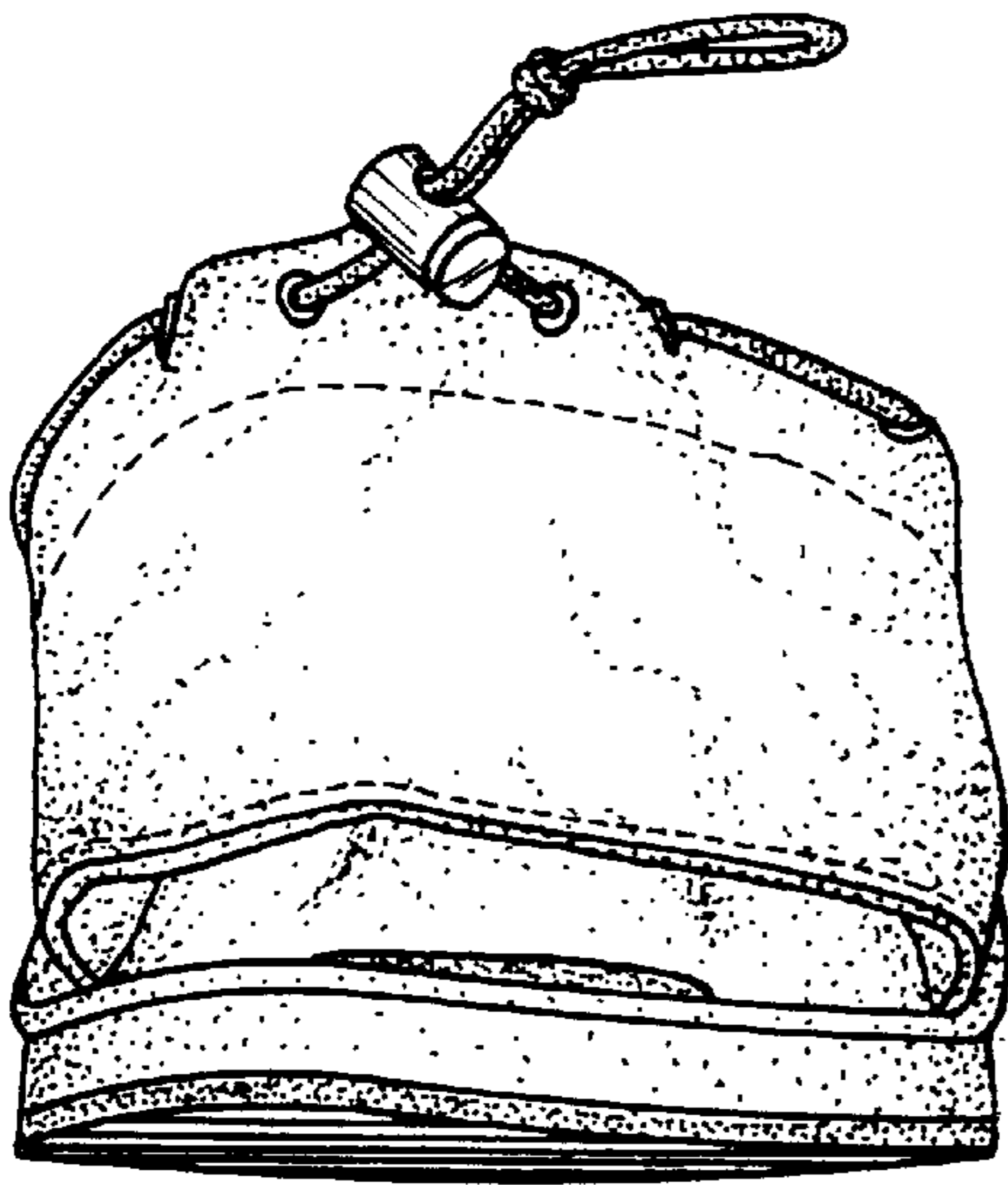


Fig. 3

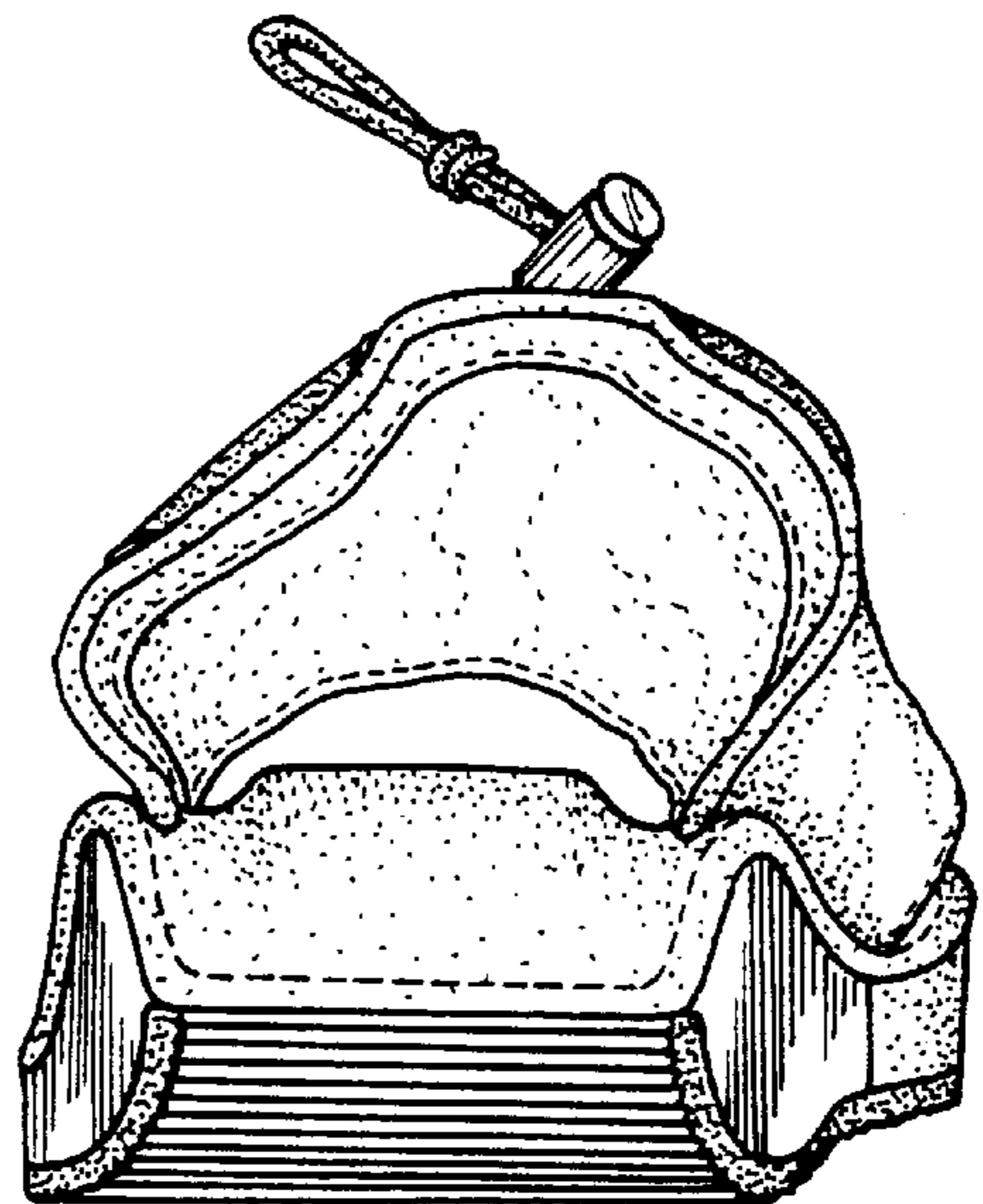


Fig. 4

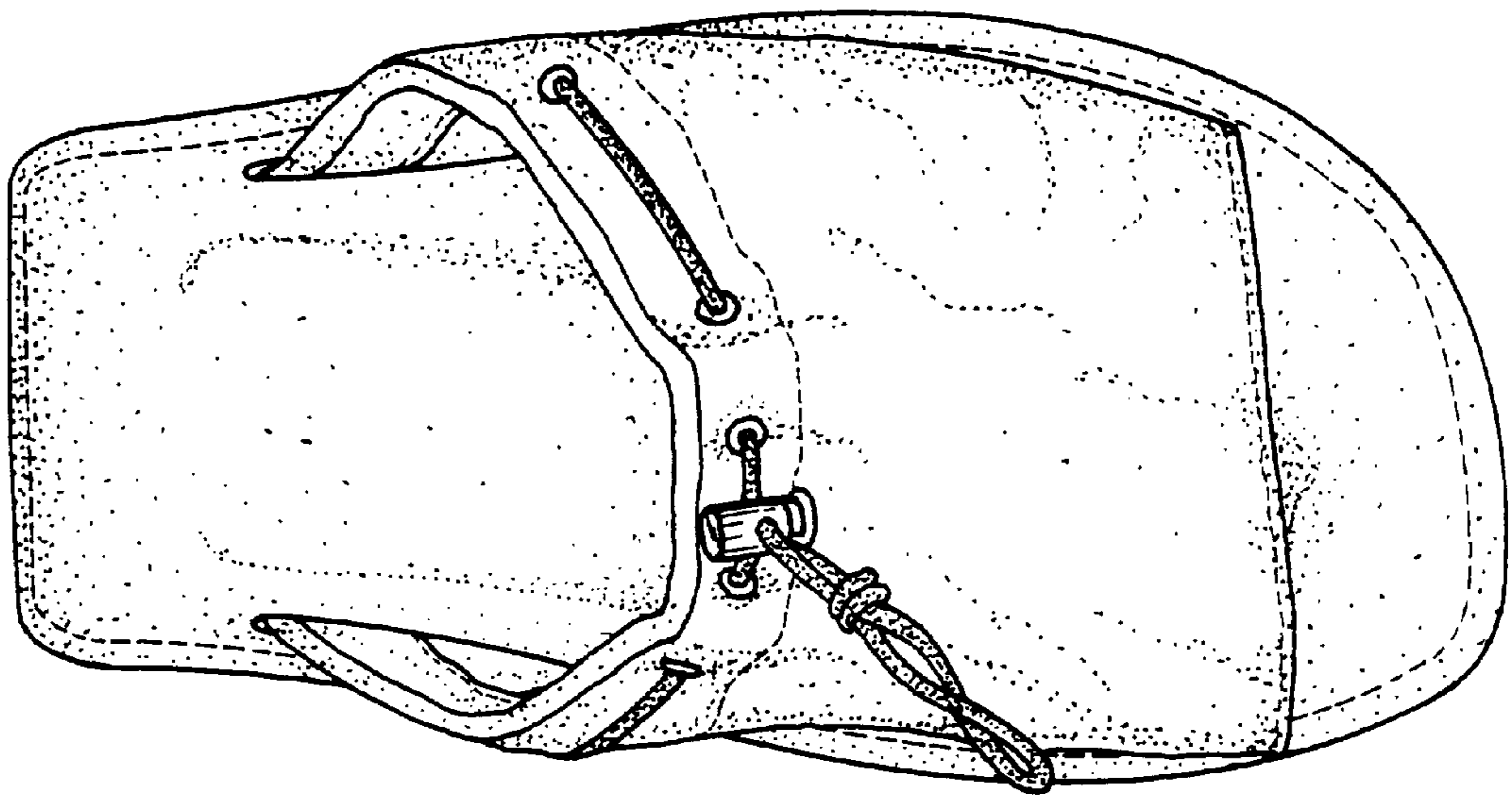


Fig. 5

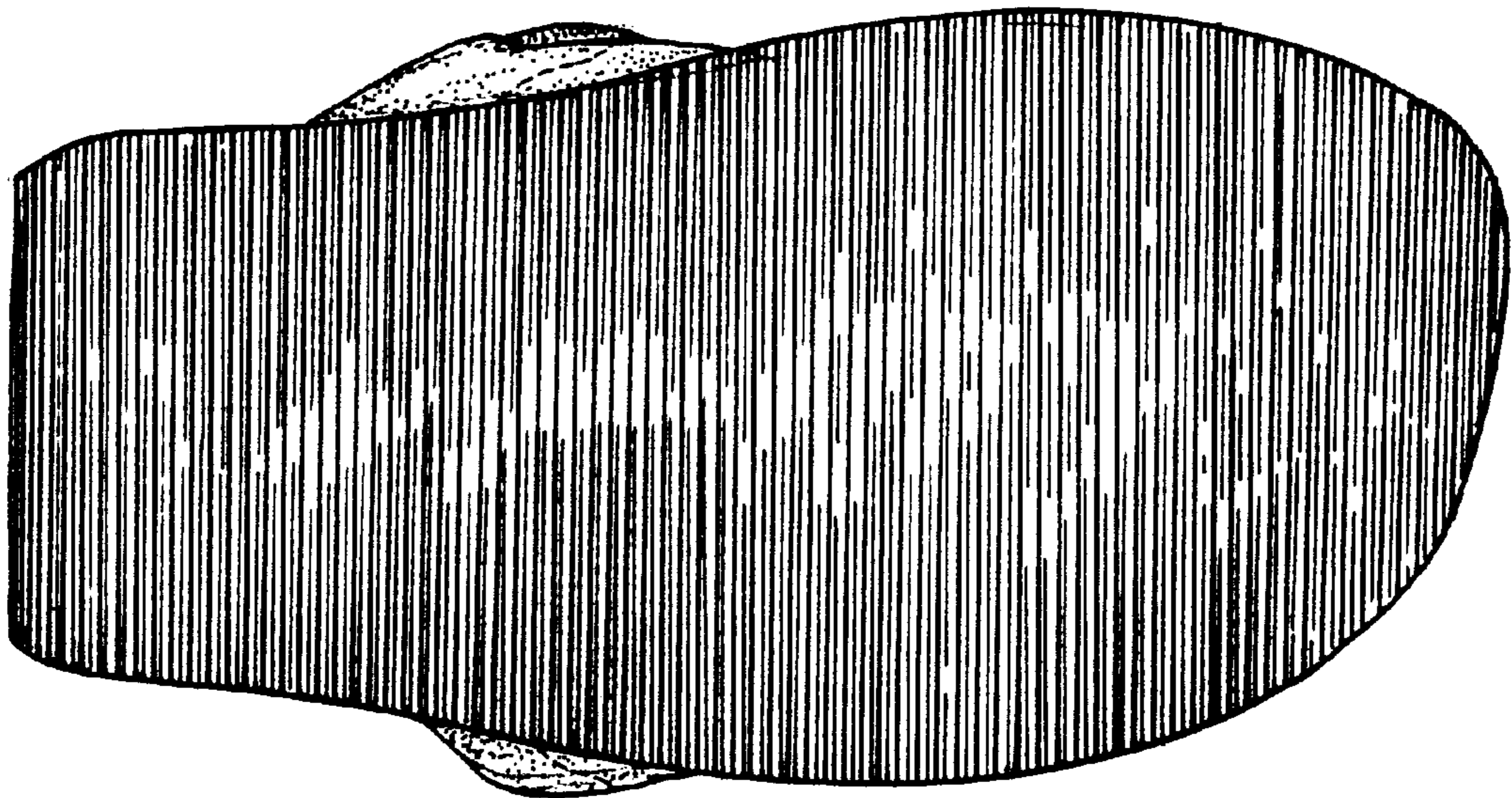


Fig. 6