



US00D434196S

**United States Patent** [19]  
**Schober**

[11] **Patent Number: Des. 434,196**

[45] **Date of Patent: \*\* Nov. 21, 2000**

[54] **CONSOLE FOR WASHING MACHINE**

[75] Inventor: **Stephen D. Schober**, Newton, Iowa

[73] Assignee: **Maytag Corporation**, Newton, Iowa

[\*\*] Term: **14 Years**

[21] Appl. No.: **29/119,692**

[22] Filed: **Mar. 6, 2000**

[51] **LOC (7) Cl.** ..... **15-05**

[52] **U.S. Cl.** ..... **D32/28**

[58] **Field of Search** ..... D32/1, 5, 25, 28;  
68/139, 140, 142, 172, 173; 134/56 D,  
57 D, 57 DL, 60, 93, 58 DL, 58 R; 312/109

[56] **References Cited**

**U.S. PATENT DOCUMENTS**

- D. 206,764 1/1967 Smith ..... D32/28
- D. 207,180 3/1967 Smith ..... D32/28
- D. 398,102 2/1998 Schober ..... D32/25

D. 422,839 4/2000 Marchand ..... D32/25 X

*Primary Examiner*—Mitchell Siegel  
*Attorney, Agent, or Firm*—Zarley, McKee, Thomte,  
Voorhees & Sease

[57] **CLAIM**

I claim the ornamental design for a console for washing machine, as shown and described.

**DESCRIPTION**

FIG. 1 is a perspective view of the console for washing machine design.

FIG. 2 is a front elevational view thereof.

FIG. 3 is an end elevational view taken from the left end of FIG. 2.

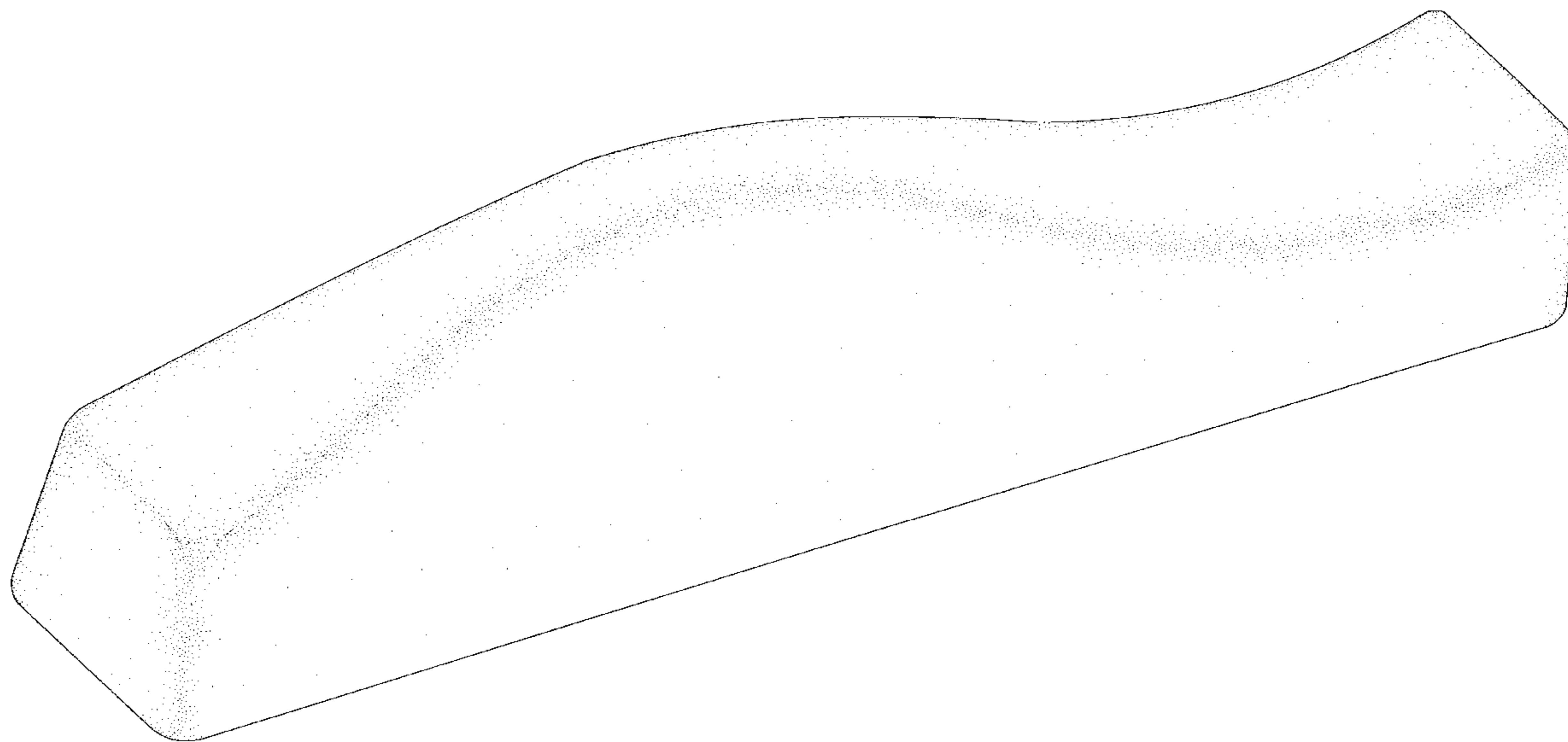
FIG. 4 is an end elevational view taken from the right end of FIG. 2.

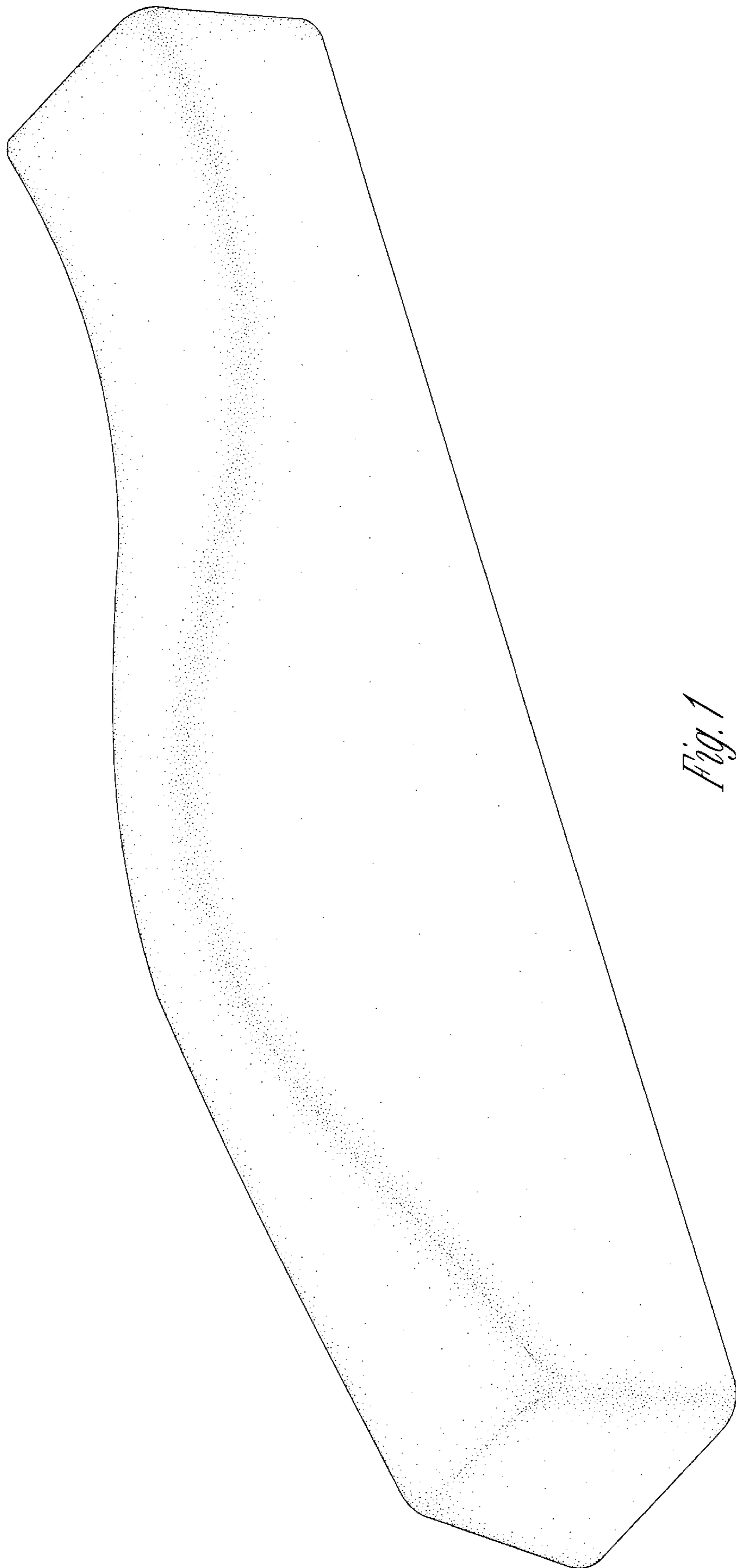
FIG. 5 is a top plan view.

FIG. 6 is a rear elevational view; and,


FIG. 7 is a bottom plan view.

**1 Claim, 6 Drawing Sheets**

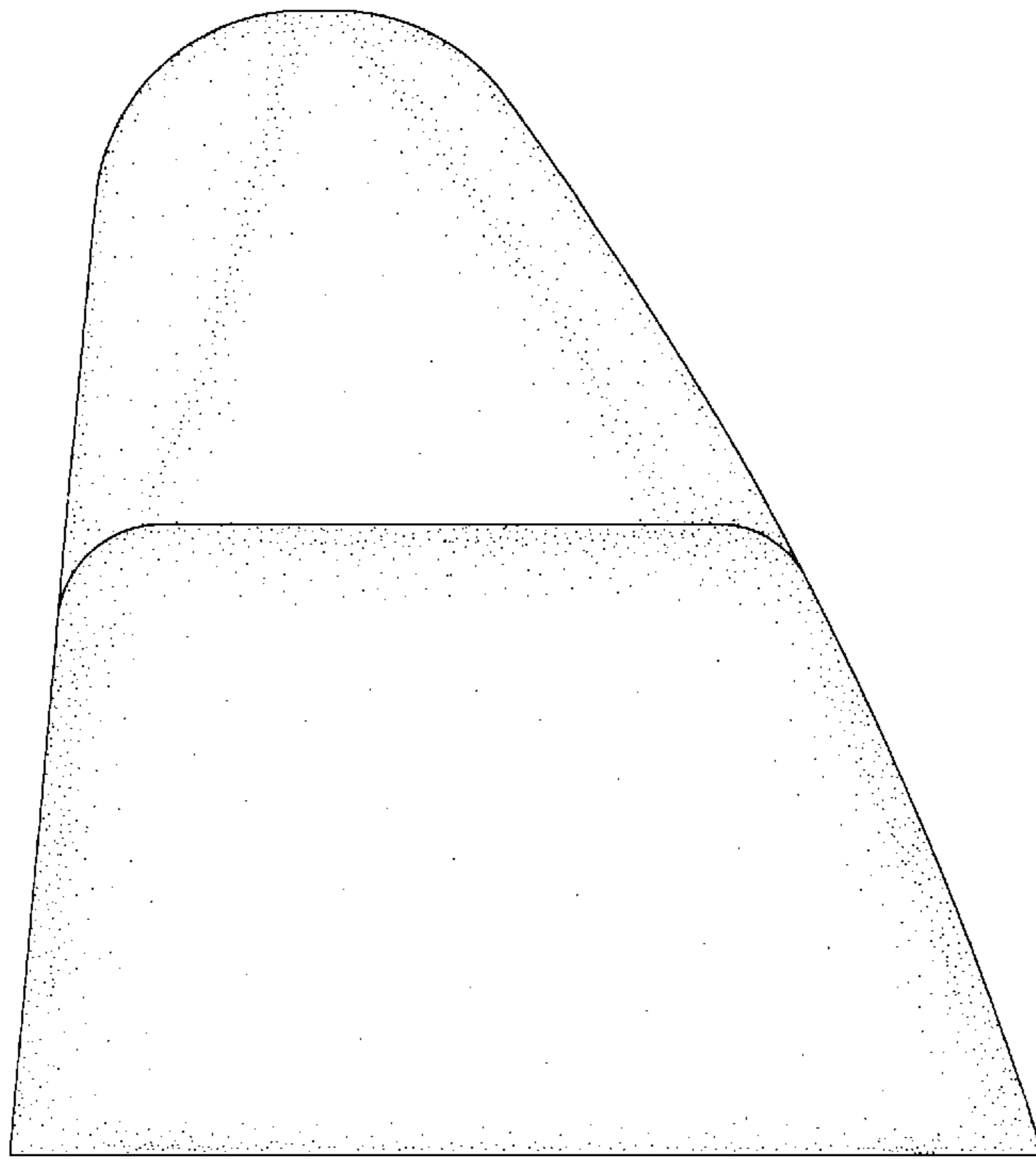




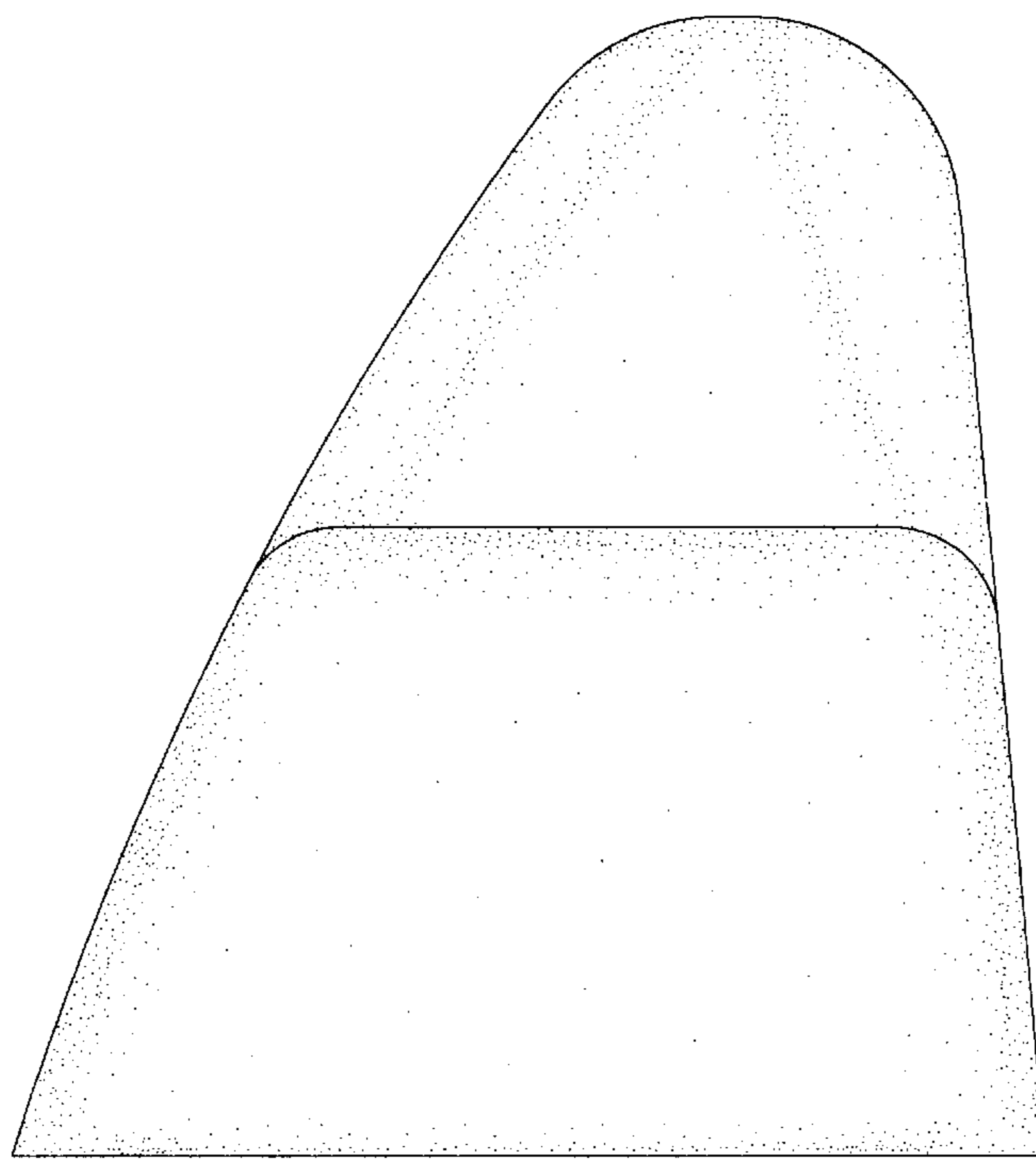
*Fig. 1*




*Fig. 2*



*Fig. 3*




*Fig. 4*



*Fig. 5*



*Fig. 6*



*Fig. 7*