



US00D434169S

**United States Patent** [19]  
**Chen**

[11] **Patent Number: Des. 434,169**

[45] **Date of Patent: \*\* Nov. 21, 2000**

[54] **HANGING LAMP**

[76] Inventor: **Chia Teh Chen**, 5F, No. 30, Yee Shien Road, Taipei, Taiwan

[\*\*] Term: **14 Years**

[21] Appl. No.: **29/102,746**

[22] Filed: **Mar. 31, 1999**

[51] **LOC (7) Cl.** ..... **26-05**

[52] **U.S. Cl.** ..... **D26/84**

[58] **Field of Search** ..... D26/72, 80-92,  
D26/68, 67; 362/404-408, 147, 367, 368

[56] **References Cited**

**U.S. PATENT DOCUMENTS**

- D. 388,220 12/1997 Hsu ..... D26/87
- D. 419,256 1/2000 Meck et al. .... D26/87 X
- 5,442,532 8/1995 Boulos et al. .... 362/367

**OTHER PUBLICATIONS**

Bright lighting catalog, Jan. 1995, p. 54, wall lamp # AL-1661H.

EIA lighting Co. flyer, 1988, front page, post mounted lantern.

Minka-Lavery lighting catalog, Jan. 1995, p. 91, chandelier # B 81028-33.

*Primary Examiner*—Susan J. Lucas  
*Attorney, Agent, or Firm*—Rosenberg, Klein & Lee

[57] **CLAIM**

The ornamental design for hanging lamp, as shown and described.

**DESCRIPTION**

FIG. 1 is the perspective view of a hanging lamp showing my new design;

FIG. 2 is the front elevational view thereof;

FIG. 3 is the rear elevational view thereof;


FIG. 4 is the left side elevational view thereof;

FIG. 5 is the right side elevational view thereof;

FIG. 6 is the top plan view thereof; and,

FIG. 7 is the bottom plan view thereof.

**1 Claim, 4 Drawing Sheets**






Fig. 1




Fig. 3

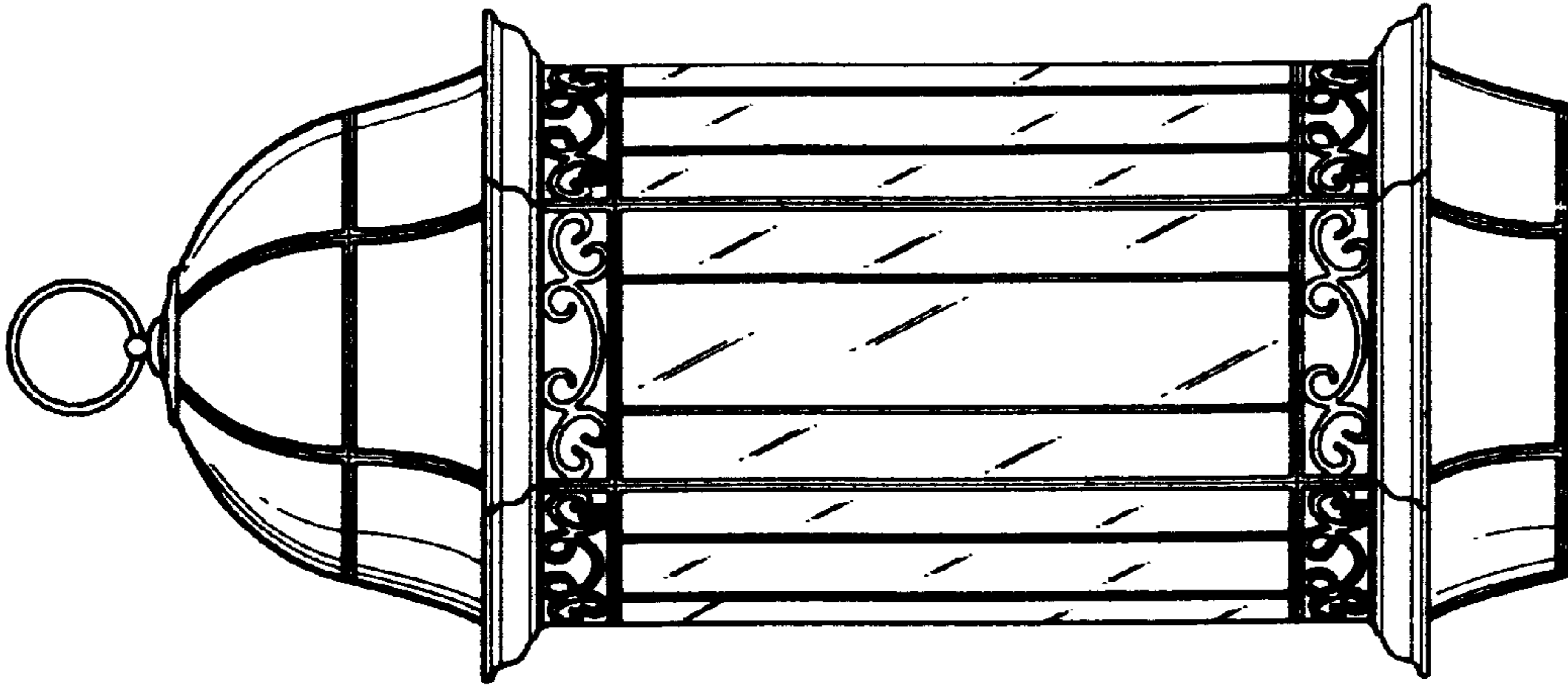


Fig. 2




Fig. 5




Fig. 4

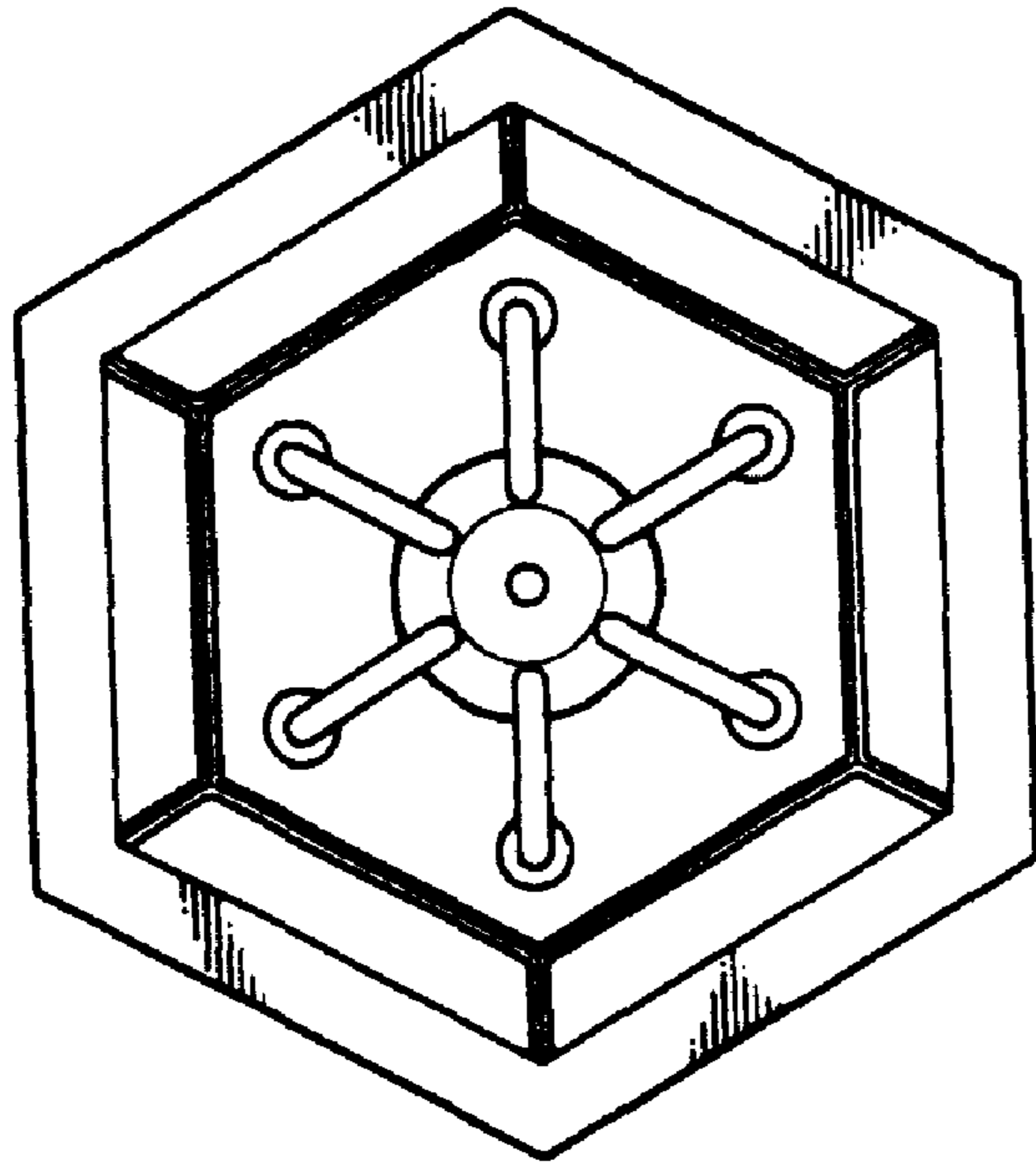


Fig. 7

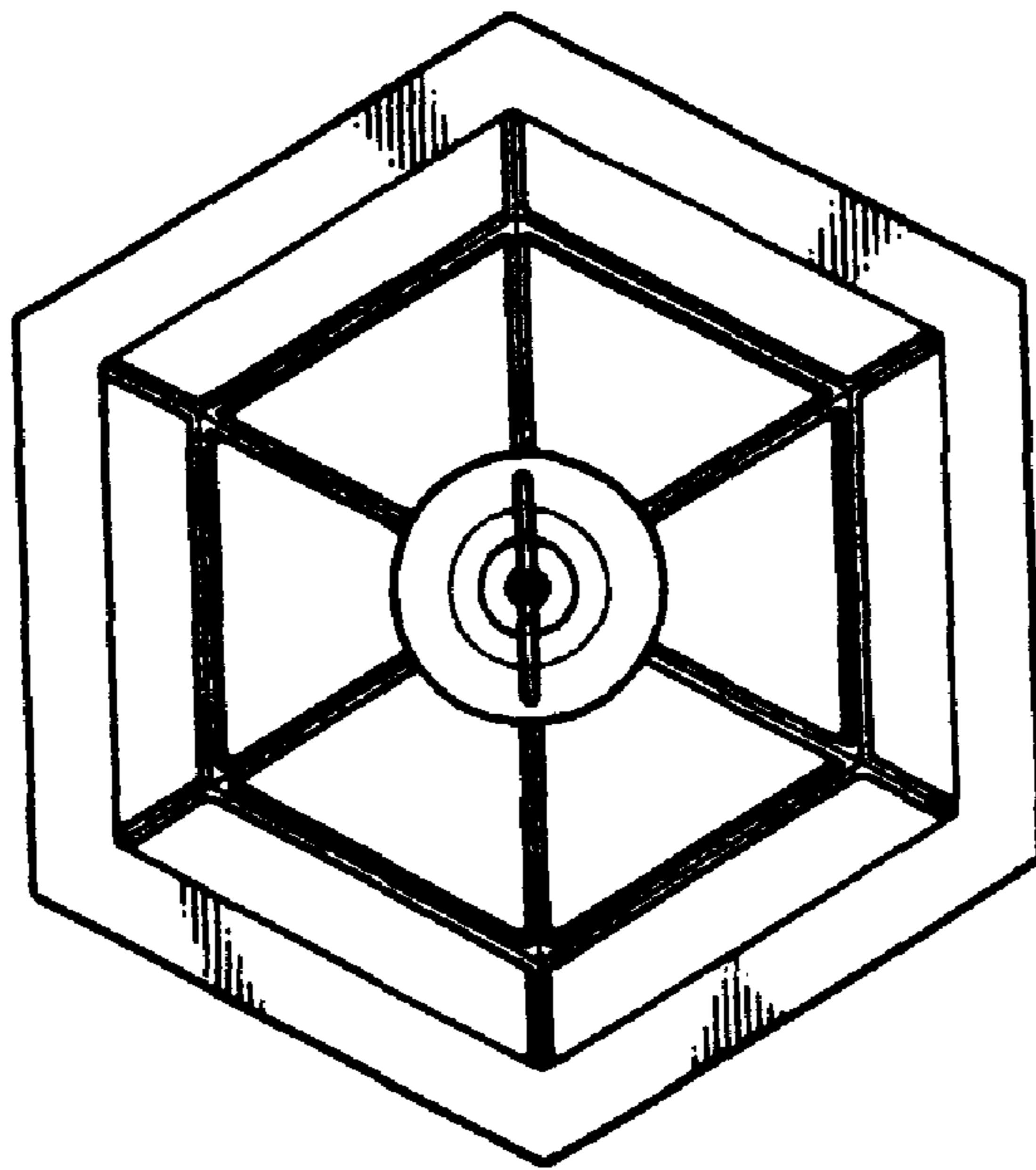


Fig. 6