

US00D434153S

United States Patent [19]

[11] Patent Number: Des. 434,153

Anderson et al.

[45] Date of Patent: ** Nov. 21, 2000

[54] POINT OF CARE ANALYTE DETECTOR SYSTEM

1339117 7/1997 Canada .
0500506 A1 8/1992 European Pat. Off. .
0610805 A2 8/1994 European Pat. Off. .
0616291 A2 9/1994 European Pat. Off. .

[75] Inventors: Emory V. Anderson, Danville; Ricardo Martinez, Santa Cruz, both of Calif.

(List continued on next page.)

[73] Assignee: Adeza Biomedical Corporation, Sunnyvale, Calif.

OTHER PUBLICATIONS

[**] Term: 14 Years

Alvager, T., et al., "The Use of Artificial Neural Networks in Biomedical Technologies: An Introduction", *Biomed. Instr. Tech.*, 315-322 (1994).

[21] Appl. No.: 29/086,781

"Artificial Intelligence Systems in Routine Clinical Use", (available on <http://www.gretmar.com/ailist/list.html> on Nov. 21, 1996).

[22] Filed: Apr. 20, 1998

"BarCode 1; Code 128 Specification Page", (available on <http://www.adams1.com/pub/russadam/128code.html> on Apr. 14, 1998).

[51] LOC (7) Cl. 24-01

[52] U.S. Cl. D24/216; D24/232

[58] Field of Search D24/216, 223, D24/232, 186; 422/50, 56, 57, 58, 68.1, 63; 435/4, 14, 25; 436/44, 46, 43, 95

Baxt, W.G., "Use of an Artificial Neural Network for Data Analysis in Clinical Decision-Making: The Diagnosis of Acute Coronary Occlusion", *Neur. Comp.*, 2:480-489 (1990).

[56] References Cited

Baxt, W.G. and White, H., "Bootstrapping Confidence Intervals for Clinical Input Variable Effects in a Network Trained to Identify the Presence of Acute Myocardial Infarction", *Neur. Comp.*, 7:624-638 (1995).

U.S. PATENT DOCUMENTS

D. 299,860	2/1989	Fan et al.	D24/17
D. 328,135	7/1992	Fan et al.	D24/223
D. 341,663	11/1993	Coulter	D24/225
D. 342,575	12/1993	Ashihara et al.	D24/224
D. 361,842	8/1995	Nazareth et al.	D24/225
D. 369,868	5/1996	Nazareth et al.	D24/225
D. 375,799	11/1996	Leiva et al.	D24/224
D. 379,662	6/1997	Pearson et al.	D24/223
D. 379,663	6/1997	Pearson et al.	D24/223
D. 380,554	7/1997	Leiva et al.	D24/224
D. 383,549	9/1997	Arnett et al.	D24/223
D. 383,550	9/1997	Larson et al.	D24/225
D. 384,164	9/1997	Leiva et al.	D24/224
D. 390,667	2/1998	Nazareth	D24/223
3,600,099	8/1971	Schoeffel	356/206
3,734,630	5/1973	McIntosh et al.	356/203
3,762,817	10/1973	Harklau	356/73
3,905,767	9/1975	Morris et al.	23/230 B
3,924,948	12/1975	Thoden et al.	356/71

(List continued on next page.)

Primary Examiner—Stella Reid
Attorney, Agent, or Firm—Stephanie L. Seidman; Heller Ehrman White & McAuliffe

(List continued on next page.)

[57] CLAIM
The ornamental design for a point of care analyte detector system, as shown and described.


FOREIGN PATENT DOCUMENTS

1305921 8/1992 Canada .

DESCRIPTION

FIG. 1 is a perspective view of a point of care analyte detector system, showing our new design;
FIG. 2 is a top plan view thereof;
FIG. 3 is a left side elevational view thereof;
FIG. 4 is a right side elevational view thereof;
FIG. 5 is a front view thereof; and,
FIG. 6 is a rear view thereof.

1 Claim, 2 Drawing Sheets



U.S. PATENT DOCUMENTS

4,160,008	7/1979	Fenocketti et al.	422/56	5,185,127	2/1993	Vonk	422/56
4,160,646	7/1979	Furutani et al.	23/230 R	5,185,270	2/1993	Senyei et al.	436/510
4,197,088	4/1980	Meserol et al.	23/230 B	5,192,856	3/1993	Schaham	235/462
4,225,575	9/1980	Piasio et al.	424/1	5,198,369	3/1993	Itoh et al.	436/534
4,267,261	5/1981	Hallman et al.	430/322	5,202,268	4/1993	Kuhn et al.	436/525
4,268,173	5/1981	Barnard et al.	356/445	5,223,219	6/1993	Subramanian et al.	422/55
4,372,682	2/1983	Nenninger et al.	356/244	5,223,440	6/1993	Teng et al.	436/510
4,379,224	4/1983	Engstrom	235/463	5,227,893	7/1993	Ett	358/400
4,400,353	8/1983	Meserol et al.	422/73	5,236,846	8/1993	Senyei et al.	436/65
4,438,327	3/1984	Smith	235/462	5,243,655	9/1993	Wang	380/51
4,511,259	4/1985	Horiuchi	368/10	5,246,858	9/1993	Arbuckle et al.	436/8
4,523,853	6/1985	Rosenblatt et al.	356/446	5,249,259	9/1993	Harvey	395/13
4,537,861	8/1985	Elings et al.	436/518	5,251,626	10/1993	Nickolls et al.	607/14
4,552,458	11/1985	Lowne	356/446	5,252,459	10/1993	Tarcha et al.	435/6
4,647,544	3/1987	Nicoli et al.	436/518	5,262,625	11/1993	Tom et al.	235/462
4,666,309	5/1987	Barry et al.	356/446	5,275,785	1/1994	May et al.	422/56
4,676,653	6/1987	Strohmeier et al.	356/446	5,281,522	1/1994	Senyei et al.	435/7.9
4,689,202	8/1987	Khoja et al.	422/65	5,288,648	2/1994	Pouletty et al.	436/514
4,738,823	4/1988	Engelmann	422/56	5,299,284	3/1994	Roy	395/22
4,742,011	5/1988	Blake et al.	436/518	5,301,681	4/1994	DeBan et al.	128/736
4,818,677	4/1989	Hay-Kaufman et al.	435/4	5,304,468	4/1994	Phillips et al.	435/14
4,820,489	4/1989	Rothe et al.	422/56	5,304,786	4/1994	Pavlidis et al.	235/462
4,820,491	4/1989	Khoja et al.	422/63	5,306,622	4/1994	Mangold	435/7.92
4,826,659	5/1989	Akisada	422/63	5,316,727	5/1994	Suzuki et al.	422/68.1
4,838,697	6/1989	Kurandt	356/406	5,331,550	7/1994	Stafford et al.	364/413.02
4,855,240	8/1989	Rosenstein et al.	436/514	5,354,692	10/1994	Yang et al.	436/514
4,857,457	8/1989	Shamsuddin et al.	435/7	5,392,403	2/1995	Kaufmann	395/275
4,861,711	8/1989	Friesen et al.	436/7	5,408,535	4/1995	Howard, III et al.	382/1
4,867,946	9/1989	Gross et al.	422/68	5,415,994	5/1995	Imrich et al.	435/5
4,868,767	9/1989	Colvin, Jr. et al.	364/525	5,424,035	6/1995	Hones et al.	422/55
4,874,691	10/1989	Chandler	435/7	5,455,890	10/1995	Wang	395/22
4,894,326	1/1990	Matsuura et al.	435/7	5,457,313	10/1995	Baylor et al.	250/227.21
4,902,629	2/1990	Meserol et al.	436/165	5,463,548	10/1995	Asada et al.	364/413.02
4,907,857	3/1990	Giuliani et al.	350/96.29	5,467,778	11/1995	Catt et al.	128/738
4,916,056	4/1990	Brown, III et al.	435/7	5,468,619	11/1995	Senyei et al.	435/7.94
4,918,025	4/1990	Grenner	436/165	5,473,537	12/1995	Glazer et al.	364/419.2
4,919,889	4/1990	Jones et al.	422/40	5,500,375	3/1996	Lee-Own et al.	436/514
4,920,046	4/1990	McFarland et al.	435/7	5,516,702	5/1996	Senyei et al.	436/510
4,934,817	6/1990	Gassenhuber	356/446	5,526,120	6/1996	Jina et al.	356/446
4,935,346	6/1990	Phillips et al.	435/14	5,537,590	7/1996	Amado	395/600
4,943,522	7/1990	Eisinger et al.	435/7	5,563,042	10/1996	Phillips et al.	435/14
4,945,250	7/1990	Bowen et al.	250/461.1	5,578,306	11/1996	Lessey	424/143.1
4,960,691	10/1990	Gordon et al.	435/6	5,580,794	12/1996	Allen	436/169
4,980,298	12/1990	Blake et al.	436/518	5,590,665	1/1997	Kanai	128/898
4,981,786	1/1991	Dafforn et al.	435/7	5,591,645	1/1997	Rosenstein	436/514
5,006,474	4/1991	Horstman et al.	436/524	5,594,637	1/1997	Eisenberg et al.	395/202
5,008,080	4/1991	Brown, III et al.	422/56	5,597,532	1/1997	Connolly	422/58
5,047,206	9/1991	Dombrowski	422/56	5,598,007	1/1997	Bunce et al.	250/566
5,055,261	10/1991	Khoja et al.	422/64	5,602,040	2/1997	May et al.	436/514
5,059,394	10/1991	Phillips et al.	422/68.1	5,621,204	4/1997	Yu	235/462
5,073,342	12/1991	Porte et al.	422/64	5,622,171	4/1997	Asada et al.	128/653.1
5,079,171	1/1992	Senyei et al.	436/510	5,622,871	4/1997	May et al.	436/514
5,087,556	2/1992	Ertinghausen	435/7.9	5,623,939	4/1997	Garfield	128/733
5,094,955	3/1992	Calandra et al.	435/291	5,627,907	5/1997	Gur et al.	382/132
5,096,830	3/1992	Senyei et al.	436/65	5,648,274	7/1997	Chandler	436/514
5,100,805	3/1992	Ziege et al.	436/517	5,656,502	8/1997	MacKay et al.	436/180
5,118,183	6/1992	Cargill et al.	356/73	5,656,503	8/1997	May et al.	436/514
5,120,643	6/1992	Ching et al.	435/7.92	5,658,801	8/1997	Poissant et al.	436/518
5,120,662	6/1992	Chan et al.	436/530	5,661,563	8/1997	Howard et al.	356/446
5,132,097	7/1992	Van Deusen et al.	422/82.09	5,665,310	9/1997	Augstein	422/66
5,135,160	8/1992	Tasaki	235/462	5,668,017	9/1997	Buchanan et al.	436/518
5,141,850	8/1992	Cole et al.	436/525	5,681,529	10/1997	Taguchi et al.	422/61
5,143,694	9/1992	Schafer et al.	422/65	5,686,315	11/1997	Pronovost et al.	436/510
5,147,606	9/1992	Charlton et al.	422/56	5,687,716	11/1997	Kaufmann et al.	128/630
5,147,609	9/1992	Grenner	422/58	5,701,181	12/1997	Boiarski et al.	356/446
5,157,733	10/1992	Takeo et al.	382/6	5,723,868	3/1998	Hammond, Jr. et al.	250/553
5,173,261	12/1992	Krause et al.	422/58				
5,179,005	1/1993	Phillips et al.	435/14				
5,179,288	1/1993	Miffitt et al.	250/564				
5,182,216	1/1993	Clayton et al.	436/518				

FOREIGN PATENT DOCUMENTS

0359274 B1	11/1995	European Pat. Off. .
0528988 B1	4/1997	European Pat. Off. .
9425933	11/1994	WIPO .
9612187	4/1996	WIPO .

9705553 2/1997 WIPO .
 9729447 8/1997 WIPO .
 9737222 10/1997 WIPO .
 9939298 8/1999 WIPO .

OTHER PUBLICATIONS

- Baxt, W.G., "Analysis of the Clinical Variables Driving Decision in an Artificial Neural Network Trained to Identify the Presence of Myocardial Infarction", *Ann. Emerg. Med.*, 21(12):1439-1444 (1992).
- Baxt, W.G., "A Neural Network Trained to Identify the Presence of Myocardial Infarction Bases Some Decisions on Clinical Associations that Differ from Accepted Clinical Teaching", *Med. Decis. Making*, 14:217-222 (1994).
- Baxt, W.G., "Application of Artificial Neural Networks to Clinical Medicine", *The Lancet*, 346:1135-1138 (1995).
- Baxt, W.G., "Improving the Accuracy of an Artificial Neural Network Using Multiple Differently Trained Networks", *Neur. Comp.*, 4:772-780 (1992).
- Baxt, W.G., "Complexity, Chaos and Human Physiology: The Justification for Non-linear Neural Computational Analysis", *Cancer Lett.*, 77:85-93 (1994).
- Baxt, W.G., "Use of an Artificial Neural Network for the Diagnosis of Myocardial Infarction", *Ann. Int. Med.*, 115:843-848 (1991).
- Beksac, M.S. et al., "An Artificial Intelligent Diagnostic System with Neural Networks to Determine Genetical Disorders and Fetal Health by Using Maternal Serum Markers", *Eur. Jour. Ob. Gyn. Reprod. Bio.*, 59:131-136 (1995).
- Benediktsson, J.A. et al., "Parallel Consensual Neural Networks with Optimally Weighted Output", *Proc. World Cong. Neur. Networks*, 3:129-137 (1994).
- BioComp Systems, Inc., "Systems that Learn, Adapt and Evolve", (available on <http://www.bio-comp.com/products.htm> on Nov. 21, 1996).
- Blinowska, A. et al., "Diagnostica—A Bayesian Decision-Aid System—Applied to Hypertension Diagnosis", *IEEE Transact. Biomed. Eng.*, 40(3):230-235 (1993).
- Brickley, M.R. and Shepherd, J.P., "Performance of a Neural Network Trained to Make Third-molar Treatment-planning Decisions", *Med. Decis. Making*, 16:153-160 (1996).
- "Code 39 Symbology", (available on <http://www.abetech.com/abetech/ab.../3d40bf6c892a1f6a8625645100586c88> on Apr. 14, 1998).
- Creasy, R.K. and Resnik, R., "Maternal-Fetal Medicine: Principles and Practice", Ch.36, Sect.18, p. 657, Harcourt, Brace, Jovanovich, Inc., 1989.
- Davis, R. et al., "Production Rules as a Representation for a Knowledge-Based Consultation Program", *Artif. Intel.*, 8:15-45 (1977).
- Diller, W., "Horus' Computer-Enhanced Diagnostics", *IN VIVO: Business and Medicine Report*, pp. 3-10 (1997).
- Fahlman, S.E., "Faster-Learning Variations on Back-Propagation: An Empirical Study", *Proc. 1988 Connectionist Models Summer School*, Pittsburgh, pp. 38-51 (1988).
- Fahlman, S.E. and Lebiere, C., "The Cascade-Correlation Learning Architecture", *Adv. Neur. Informat. Proc. Syst.*, 2:524-532 (1989).
- Geoghegan, W.D. and Ackerman, G.A., "Adsorption of Horseradish Peroxidase, Ovomuroid and Anti-Immunoglobulin to Colloidal Gold for the Indirect Detection of Concanavalin A, Wheat Germ Agglutinin and Goat Anti-Human Immunoglobulin G on Cell Surfaces at the Electron Microscopic Level: A New Method, Theory and Application", *Jour. Hist. Cytochem.*, 25(11):1187-1200 (1977).
- Kahn, C.E. et al., "Mammonet: Mammography Decision Support System", (available at <http://www.mcw.edu/midas/mammo.html> on Nov. 21, 1996).
- Keller, P.E., "Artificial Neural Networks in Medicine", Handout / Technology brief, Pacific Northwest Laboratory.
- Kin, J. et al., "Ensemble Competitive Learning Neural Networks with Reduced Input Dimension", *Int. J. Neur. Syst.*, 6(2):133-142 (1995).
- Kol, S. et al., "Interpretation of Nonstress Tests by an Artificial Neural Network", *Am. J. Obstet. Gynecol.*, 172(5):1372-1379 (1995).
- LaPuerta, P. et al., "Use of Neural Networks in Predicting the Risk of Coronary Artery Disease", *Comp. Biomed. Res.*, 28:38-52 (1995).
- Maclin, P.S. et al., "Using Neural Networks to Diagnose Cancer", *J. Med. Syst.*, 15(1):11-19 (1991).
- Matsuura, H. and Hakomori, S., "The Oncofetal Domain of Fibronectin Defined by Monoclonal Antibody FDC-6: Its Presence in Fibronectins from Fetal and Tumor Tissues and Its Absence in Those from Normal Adult Tissues and Plasma", *Proc. Natl. Acad. Sci. USA*, 82:6517-6521 (1985).
- Mobley, B.A. et al., "Artificial Neural Network Predictions of Lengths of Stay on a Post-Coronary Care Unit", *Heart Lung*, 24(3):251-256 (1995).
- Modai, I. et al., "Clinical Decisions for Psychiatric Inpatients and their Evaluation by a Trained Neural Network", *Meth. Inform. Med.*, 32(5):396-399 (1993).
- Moneta, C. et al., "Automated Diagnosis and Disease Characterization using Neural Network Analysis", *IEEE Intl. Conf. Syst., Man, Cybernetics, USA*, 1:123-128 (1992).
- Nejad, A.F. and Gedeon, T.D., "Significance Measures and Data Dependency in Classification Methods", *IEEE Intl. Conf. Neur. Network Proceedings*, Australia, 4:1816-1822 (1995).
- "Neural Informatics Pearls of Wisdom", (available on http://www.smi.stanford.edu/people/.../hysiology/Neuro_Pearls.html#ANN-app on Nov. 21, 1996).
- Ota, H. and Maki, M., "Evaluation of Autoantibody and CA125 in the Diagnosis of Endometriosis or Adenomyosis", *Med. Sci. Res.*, 18:309-310 (1990).
- Pattichis, C.S. et al., "Neural Network Models in EMG Diagnosis", *IEEE Trans. Biomed. Engin.*, 42:486-495 (1995).
- Penny, W. and Frost, D., "Neural Networks in Clinical Medicine", *Med. Decis. Making*, 16:386-398 (1996).
- Pollak, V. and Boulton, A.A., "An Experimental High-Performance Photodensitometer for Quantitative Chromatography", *J. Chromat.*, 115:335-347 (1975).
- Press, W.H. et al., eds., "Numerical Recipes in C", Cambridge University Press, Second Edition, 1992.
- Rogers, S.K. et al., "Artificial Neural Networks for Early Detection and Diagnosis of Cancer", 77:79-83 (1994).
- Siganos, D., "Neural Networks in Medicine", (available at http://scorch.doc.ic.ac.uk/~nd/surprise_96/journal/vol2/ds12/article2.html on Nov. 21, 1996).
- Snow, P.B. et al., "Artificial Neural Networks in the Diagnosis and Prognosis of Prostate Cancer: A Pilot Study", *J. Urol.*, 152:1923-26 (1994).
- Solms, F. et al., "A Neural Network Diagnostic Tool for the Chronic Fatigue Syndrome", *International Conference on Neural Networks*, Paper No. 108 (1996).
- Stamey, T.A., "ProstAsure™: An Information Resource", (available at <http://www.labcorp.com/prost3.htm> on Nov. 21, 1996).

Stephenson, J. "RAMP: A Quantitative Immunoassay Platform Takes Shape", *IVD Tech.*, pp. 51-56 (1996).

Turner, D.D. and Garrett, B.A., "Coronary Artery Disease Diagnosis", Technology handout, (available on <http://www.emsl.gov:2080/docs/cie/techbrief/CAD.techbrief.html> on Nov. 21, 1996).

Utans, J. and Moody, J., "Selecting Neural Network Architectures via the Prediction Risk: Application to Corporate Bond Rating Prediction", *Proceedings of the First International Conference on Artificial Intelligence Applications on Wall Street*, Washington, D.C., IEEE Computer Society Press, pp. 35-41 (1991).

Utans, J. et al., "Input Variable Selection for Neural Networks: Application to Predicting the U.S. Business Cycle", *IEEE*, pp. 118-122 (1995).

Weinstein, J.N. et al., "Neural Networks in the Biomedical Sciences: A Survey of 386 Publications Since the Beginning of 1991", pp. 121-126.

Widman, L.E., "Expert Systems in Medicine", (available on <http://amplatz/uokhsc.edu/acc95-expert-systems.html> on Nov. 21, 1996).

Wilding, P. et al., "Application of Backpropagation Neural Networks to Diagnosis of Breast and Ovarian Cancer", *Cancer Lett.*, 77:145-153 (1994).

Young, G.P., "Diagnosis of Acute Cardiac Ischemia", (available on <http://www.library.ucsf.edu/Originals/young.html> on Nov. 21, 1996).

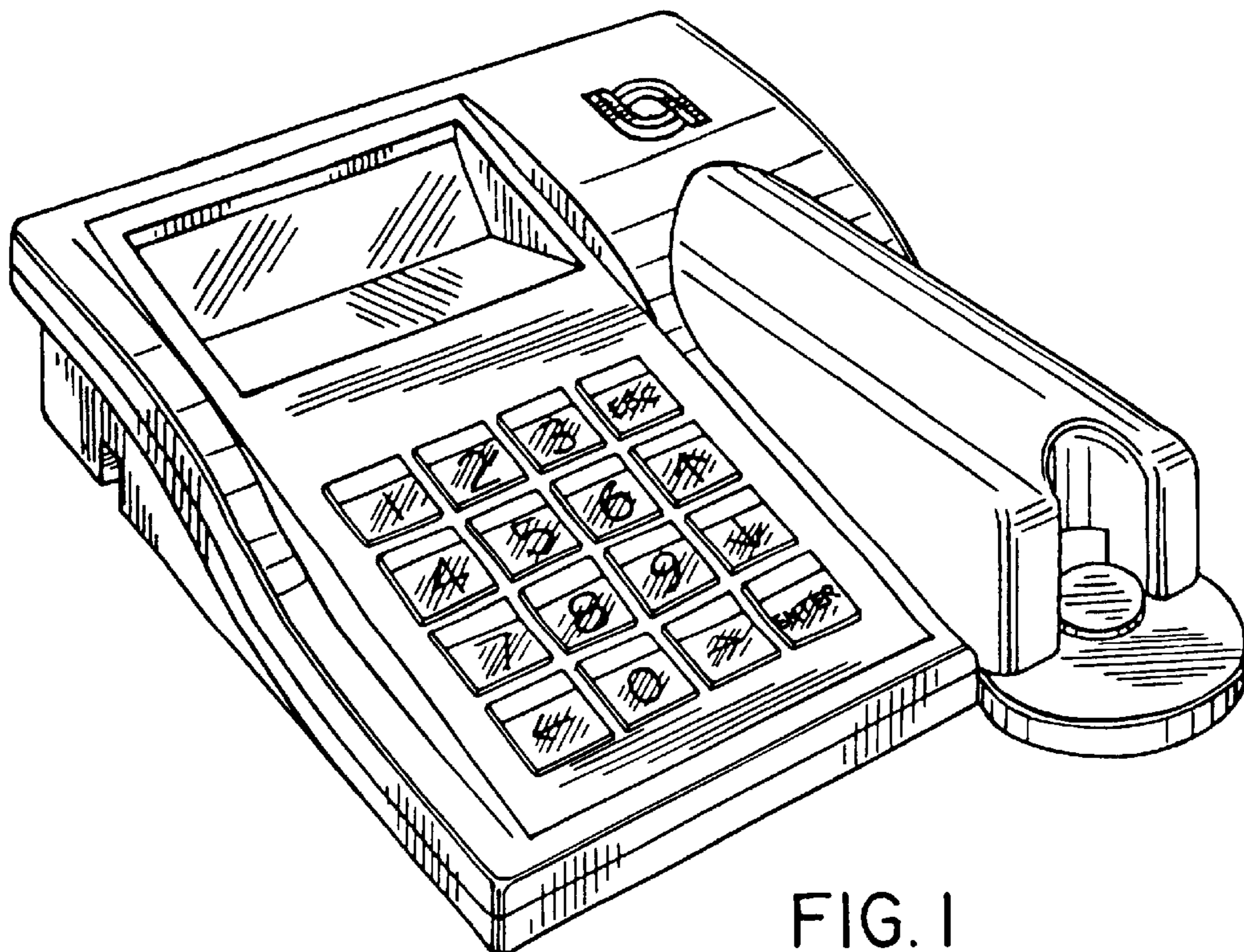


FIG. 1

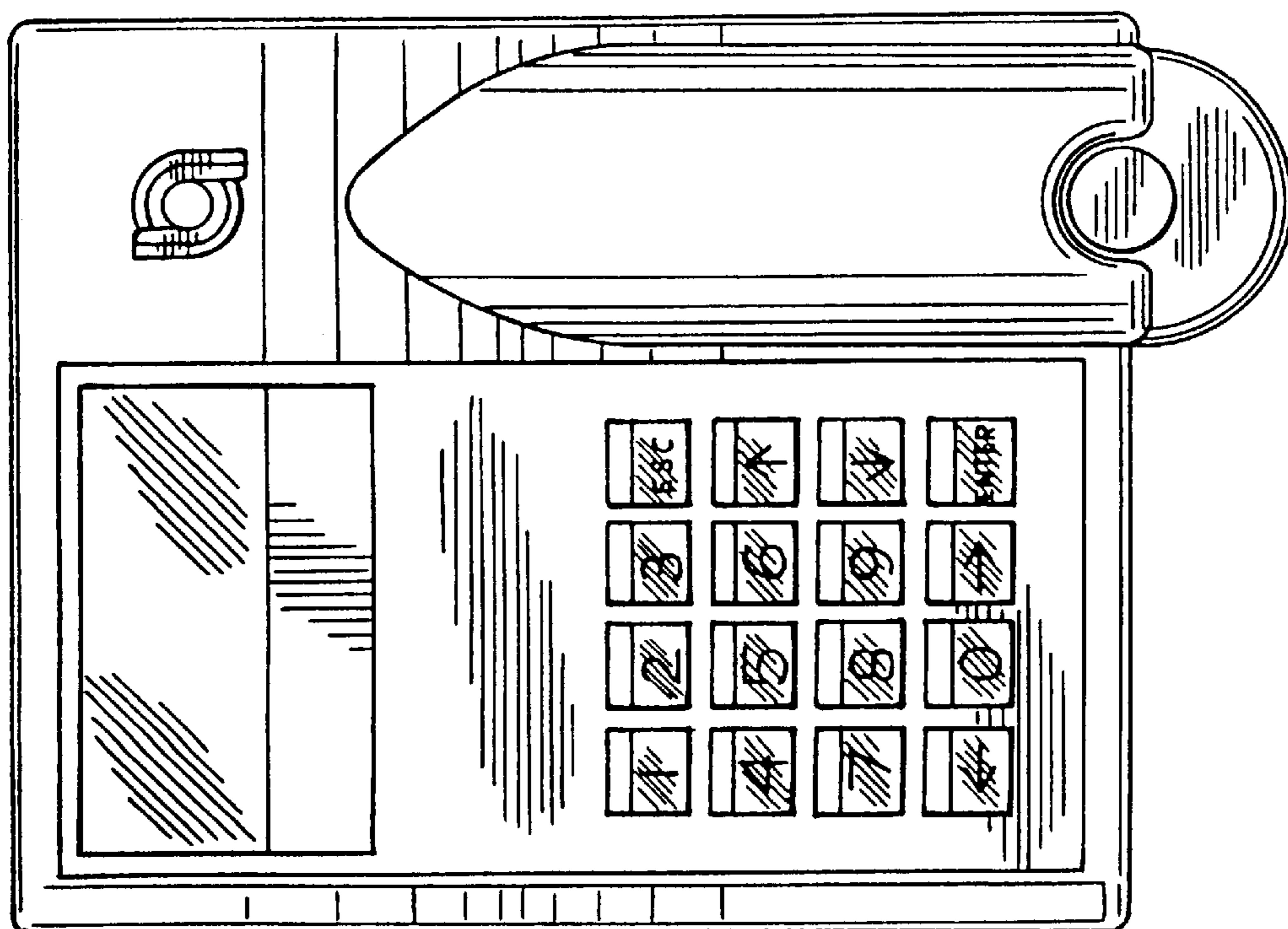


FIG. 2

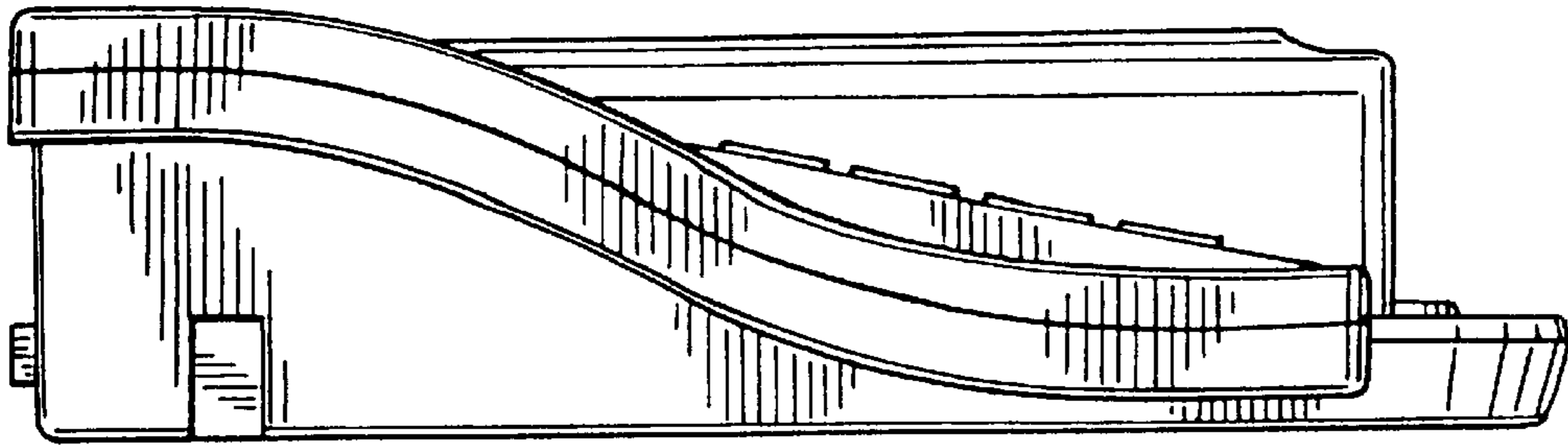


FIG. 3

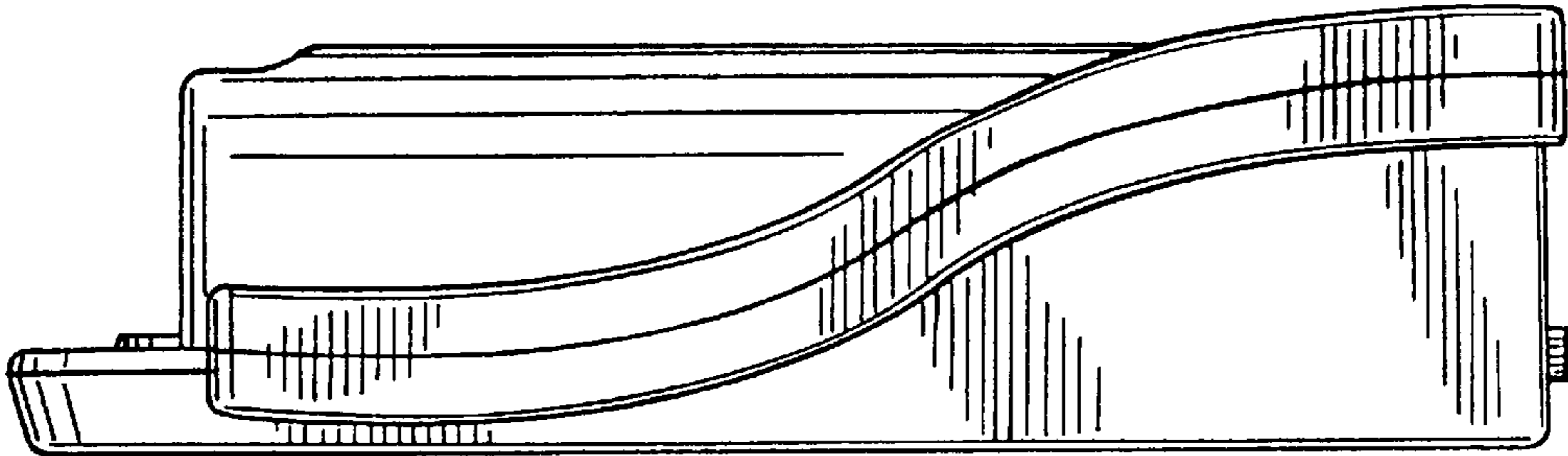


FIG. 4




FIG. 5

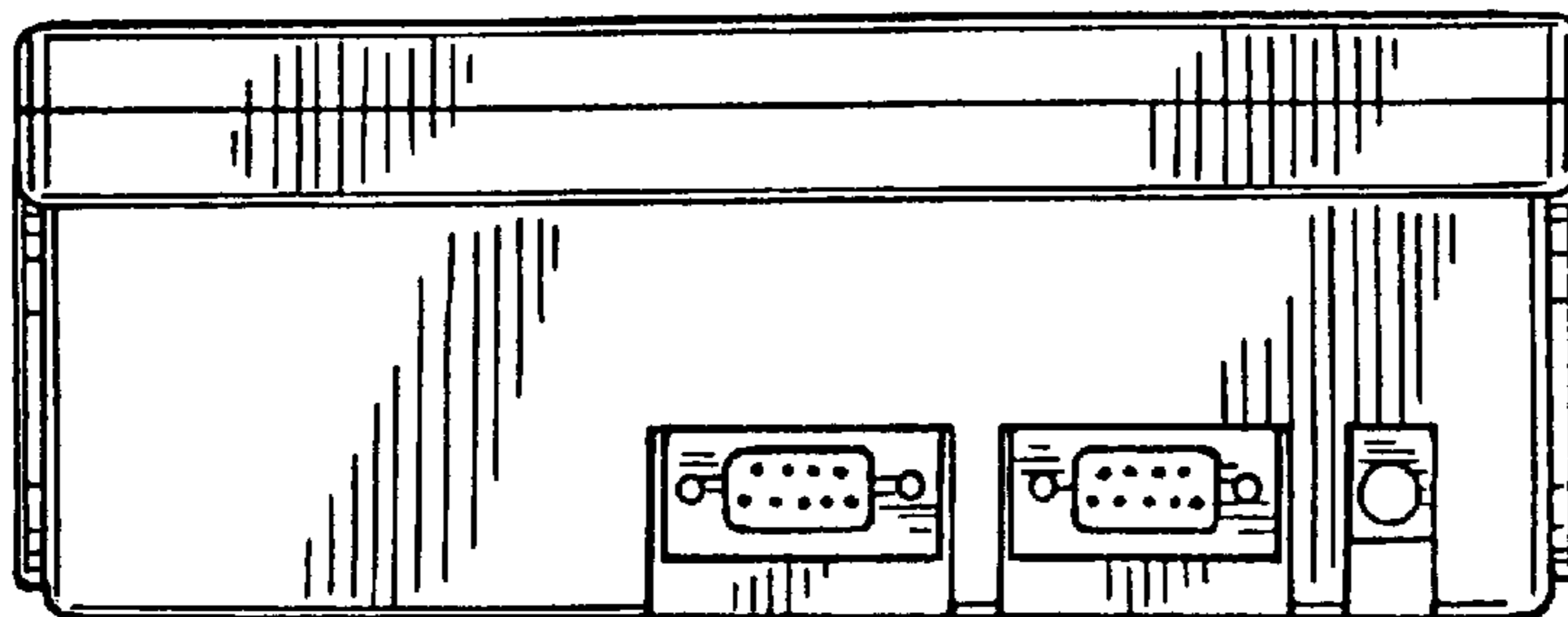


FIG. 6