



US00D434137S

United States Patent [19]
Davis

[11] **Patent Number: Des. 434,137**

[45] **Date of Patent: ** Nov. 21, 2000**

[54] **TOOTHPASTE CAPSULE**

[76] Inventor: **Randall P. Davis**, 1604 Hoover Ave.,
Eau Claire, Wis. 54701

[**] Term: **14 Years**

[21] Appl. No.: **29/095,192**

[22] Filed: **Oct. 19, 1998**

[51] **LOC (7) Cl. 28-01**

[52] **U.S. Cl. D24/104**

[58] **Field of Search** D6/541; D24/104;
424/37, 49-52, 284, 401, 455, 456, 58;
401/184, 268, 269; 222/105, 92, 95, 153.1,
562; 215/224, 235-236, 316-364

[56] **References Cited**

U.S. PATENT DOCUMENTS

D. 253,935 1/1980 Daenen 222/562 X
D. 307,115 4/1990 Waymack 222/562 X
2,004,957 6/1935 Messner .
4,292,304 9/1981 Barels et al. .

Primary Examiner—Antoine Duval Davis

Attorney, Agent, or Firm—Anthony G. Eggink


[57] **CLAIM**

The ornamental design for a toothpaste capsule, as shown and described.

DESCRIPTION

FIG. 1 is a perspective view showing the toothpaste capsule design of my invention;
FIG. 2 is a top view thereof; the bottom view being a mirror image thereof;
FIG. 3 is a side elevational view thereof; the opposite side being a mirror image thereof;
FIG. 4 is an end view thereof; the opposite end being a mirror image thereof;
FIG. 5 is a perspective view of an alternate embodiment of the toothpaste capsule design of my invention;
FIG. 6 is a top view thereof; the bottom view being a mirror image thereof;
FIG. 7 is a side elevational view thereof; the opposite side being a mirror image thereof; and,
FIG. 8 is an end view thereof; the opposite end being a mirror image thereof.

1 Claim, 2 Drawing Sheets



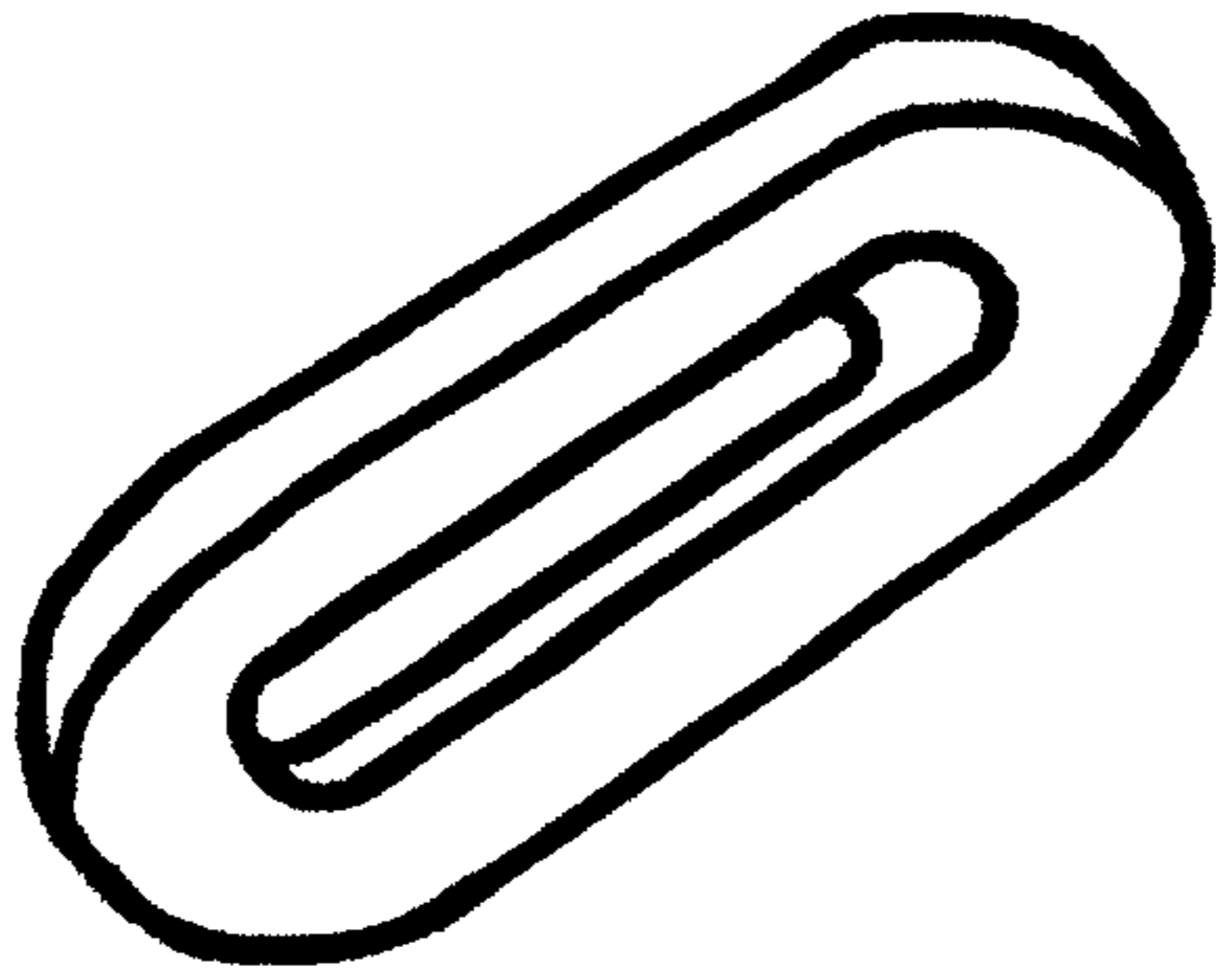


FIG. 1




FIG. 2



FIG. 3



FIG. 4

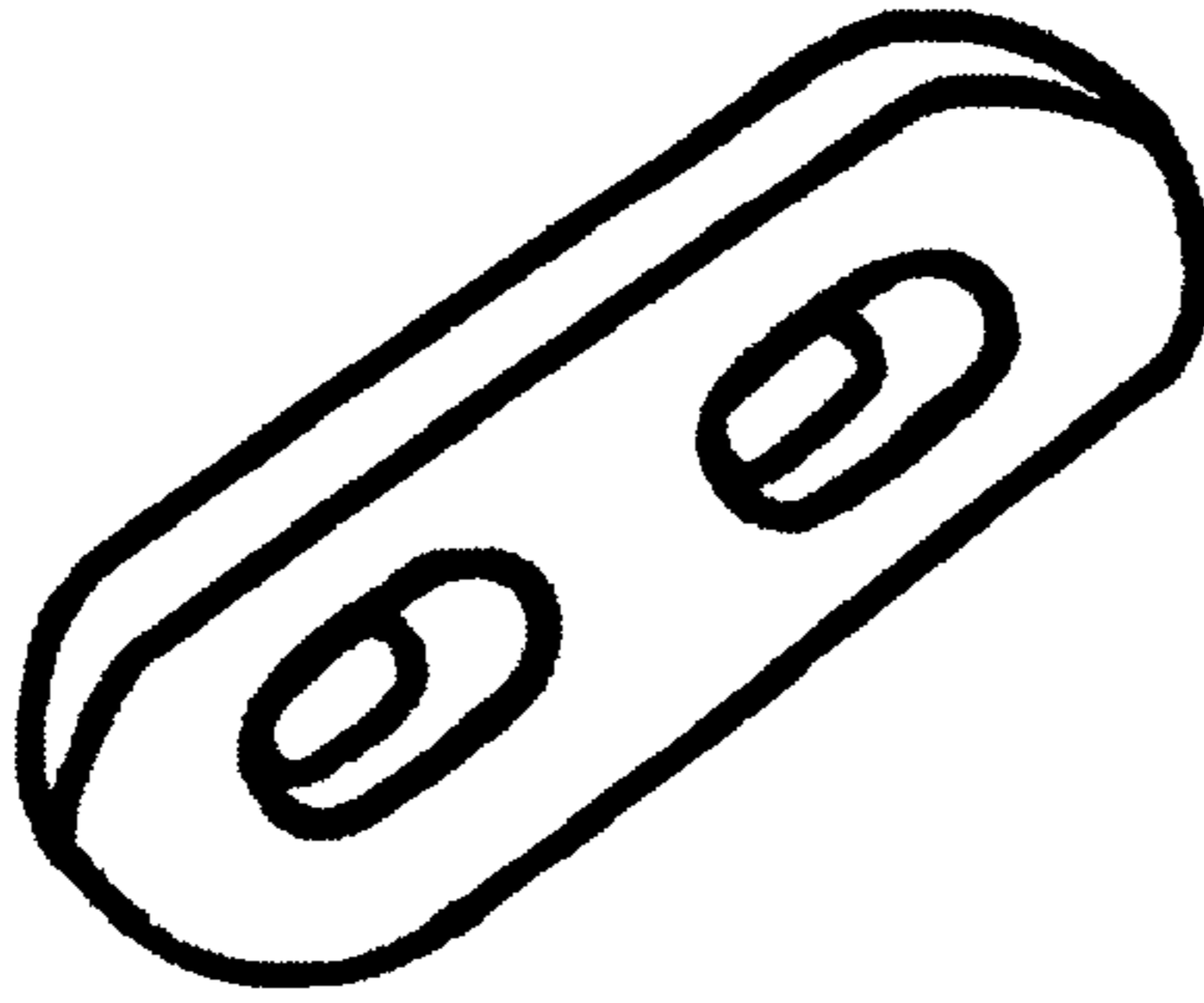


FIG. 5



FIG. 6



FIG. 7



FIG. 8