



US00D434128S

# United States Patent [19] Huang

[11] **Patent Number: Des. 434,128**

[45] **Date of Patent: \*\* Nov. 21, 2000**

[54] **AIR PURIFIER**

[75] Inventor: **Ping Huang**, Tainan Hsien, Taiwan

[73] Assignee: **Hung Hsing Electric Co., Ltd.**, Tainan Hsien, Taiwan

[\*\*] Term: **14 Years**

[21] Appl. No.: **29/122,726**

[22] Filed: **May 3, 2000**

[51] **LOC (7) Cl.** ..... **23-04**

[52] **U.S. Cl.** ..... **D23/364**

[58] **Field of Search** ..... D23/364, 355,  
D23/365; 96/97

### [56] **References Cited**

#### U.S. PATENT DOCUMENTS

D. 402,745 12/1998 Termeer et al. .... D23/364

*Primary Examiner*—Lisa Lichtenstein  
*Attorney, Agent, or Firm*—Rosenberg, Klein & Lee

### [57] **CLAIM**

The ornamental design for an air purifier, as shown and described.

### **DESCRIPTION**

FIG. 1 is a perspective view of an air purifier showing my new design;

FIG. 2 is a front elevational view thereof;

FIG. 3 is a rear elevational view thereof;

FIG. 4 is a left side elevational view thereof;



FIG. 5 is a right side elevational view thereof;

FIG. 6 is a top plan view thereof; and,

FIG. 7 is a bottom plan view thereof.

The indicia, the electrical cord, and the rear of the design are not being claimed.

**1 Claim, 4 Drawing Sheets**






FIG. 1




FIG. 2




FIG. 3




FIG. 4




FIG. 5




FIG. 6




FIG. 7