



US00D434118S

United States Patent [19]
Lord

[11] **Patent Number: Des. 434,118**

[45] **Date of Patent: ** Nov. 21, 2000**

[54] **FAUCET HANDLE**

[75] **Inventor: Judd A. Lord, Carmel, Ind.**

[73] **Assignee: Masco Corporation of Indiana, Indianapolis, Ind.**

[**] **Term: 14 Years**

[21] **Appl. No.: 29/117,571**

[22] **Filed: Jan. 27, 2000**

[51] **LOC (7) Cl. 23-01**

[52] **U.S. Cl. D23/252; D23/250**

[58] **Field of Search D23/238-243, D23/249-254; D8/300-303, 308, 321, DIG. 3; 4/675-678; 16/110 R; 137/801**

[56] **References Cited**

U.S. PATENT DOCUMENTS

D. 44,107	5/1913	Newton	D23/238
D. 60,347	2/1922	Kersten	D23/241
D. 81,026	4/1930	Schnell	D23/308
D. 303,490	9/1989	Mosch	D8/321
D. 349,208	8/1994	Bollenbacher	D23/254
D. 349,328	8/1994	Bollenbacher	D23/252
D. 355,578	2/1995	Mark et al.	D8/308
D. 357,525	4/1995	Fabian	D23/252

D. 365,384	12/1995	Robbins	D23/252
D. 372,764	8/1996	Dubin	D23/254
D. 378,231	2/1997	Dubin	D23/252
D. 391,831	3/1998	Doughty et al.	D8/321
D. 392,720	3/1998	Doughty et al.	D23/250
D. 407,466	3/1999	Hundley et al.	D23/252

Primary Examiner—Louis S. Zarfes
Assistant Examiner—Gregory Andoll
Attorney, Agent, or Firm—Myron B. Kapustij; Lloyd D. Doigan


[57] **CLAIM**

The ornamental design for a faucet handle, as shown and described.

DESCRIPTION

FIG. 1 is a front perspective view of the faucet handle showing my new design;
FIG. 2 is a rear perspective view thereof;
FIG. 3 is a front elevational view thereof, the rear being a mirror image of the front shown;
FIG. 4 is a top plan view thereof;
FIG. 5 is a right side elevational view thereof;
FIG. 6 is a left side elevational view thereof; and,
FIG. 7 is a bottom plan view thereof.

1 Claim, 4 Drawing Sheets



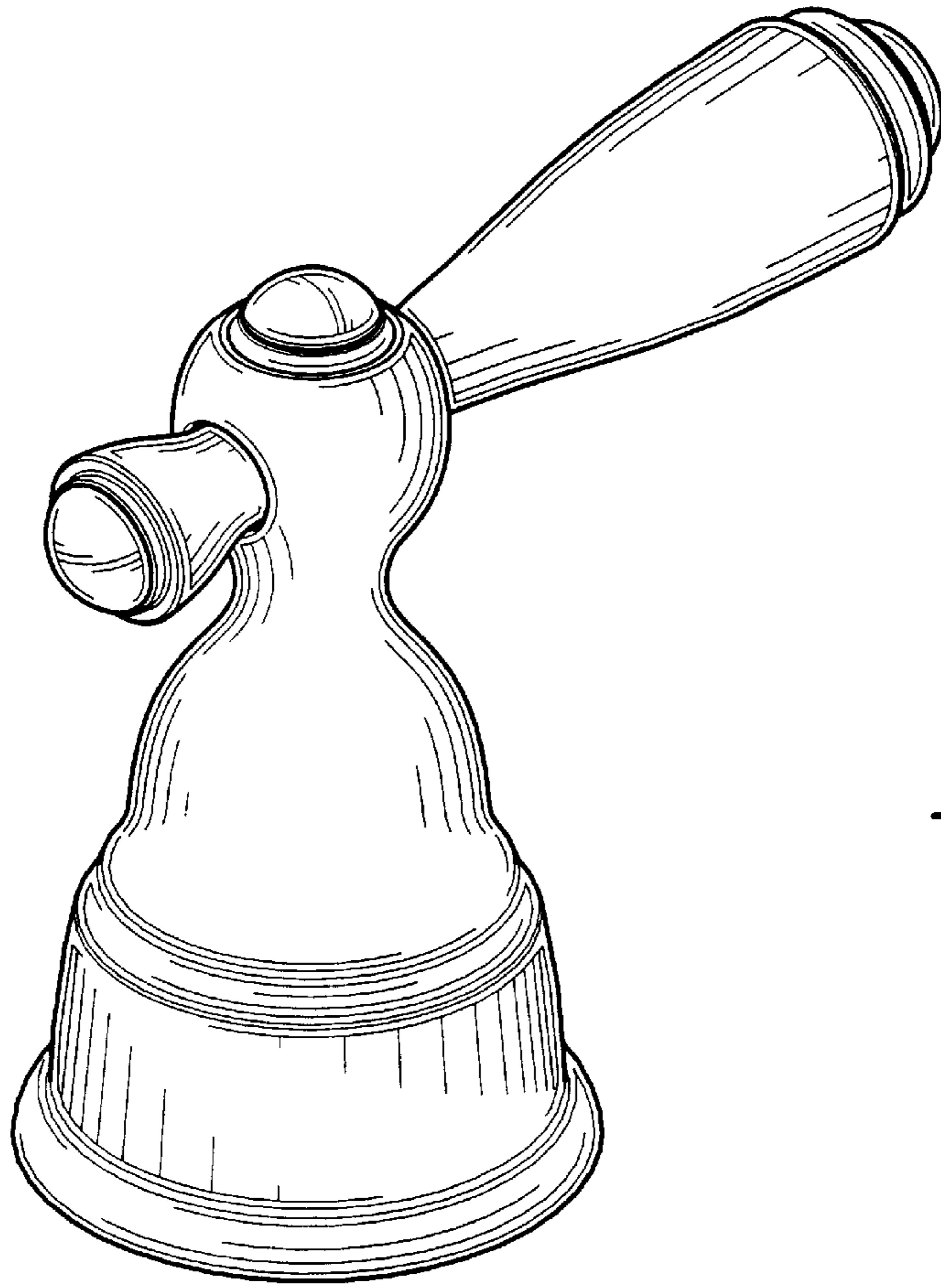


Figure - 1




Figure - 2

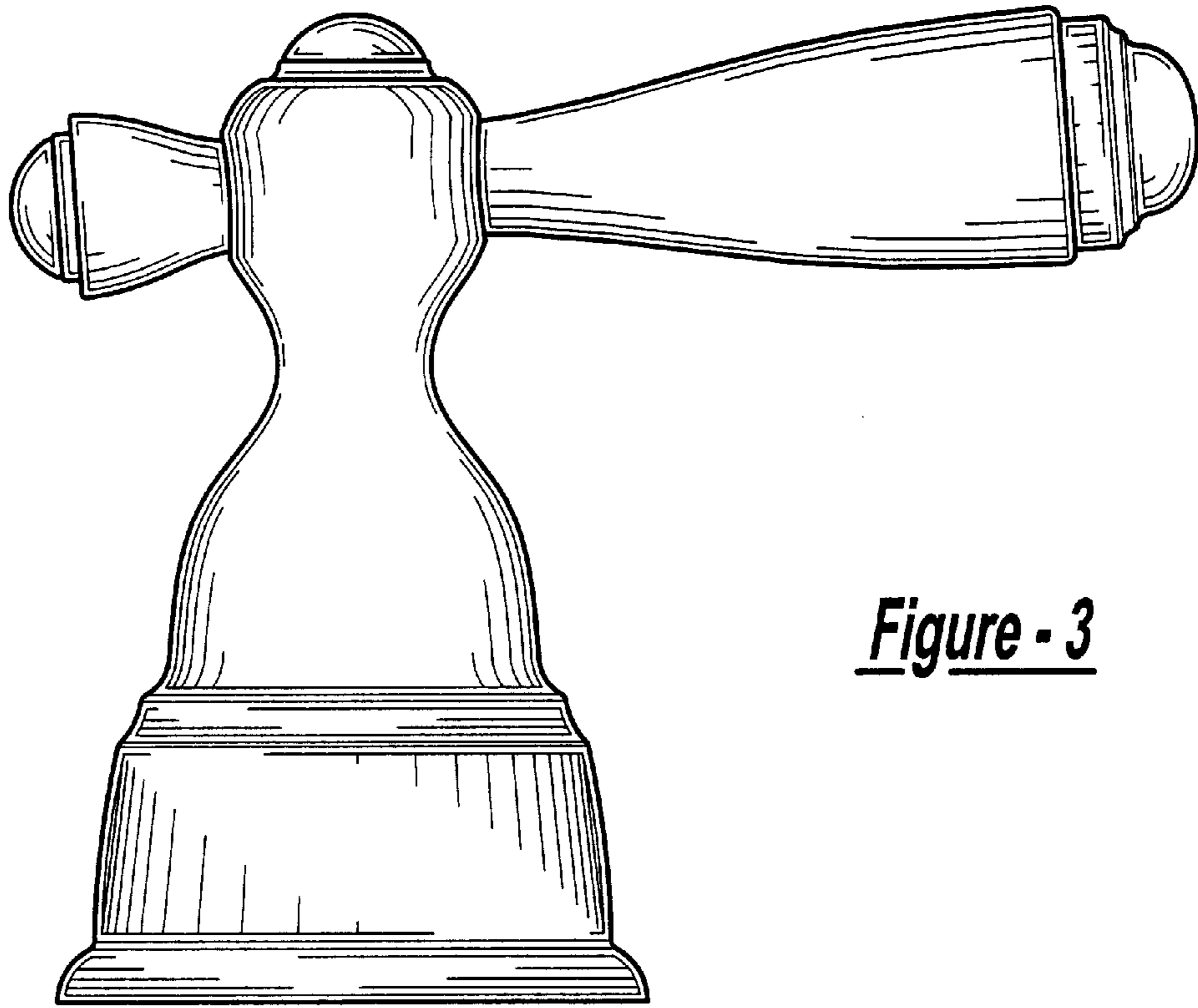


Figure - 3

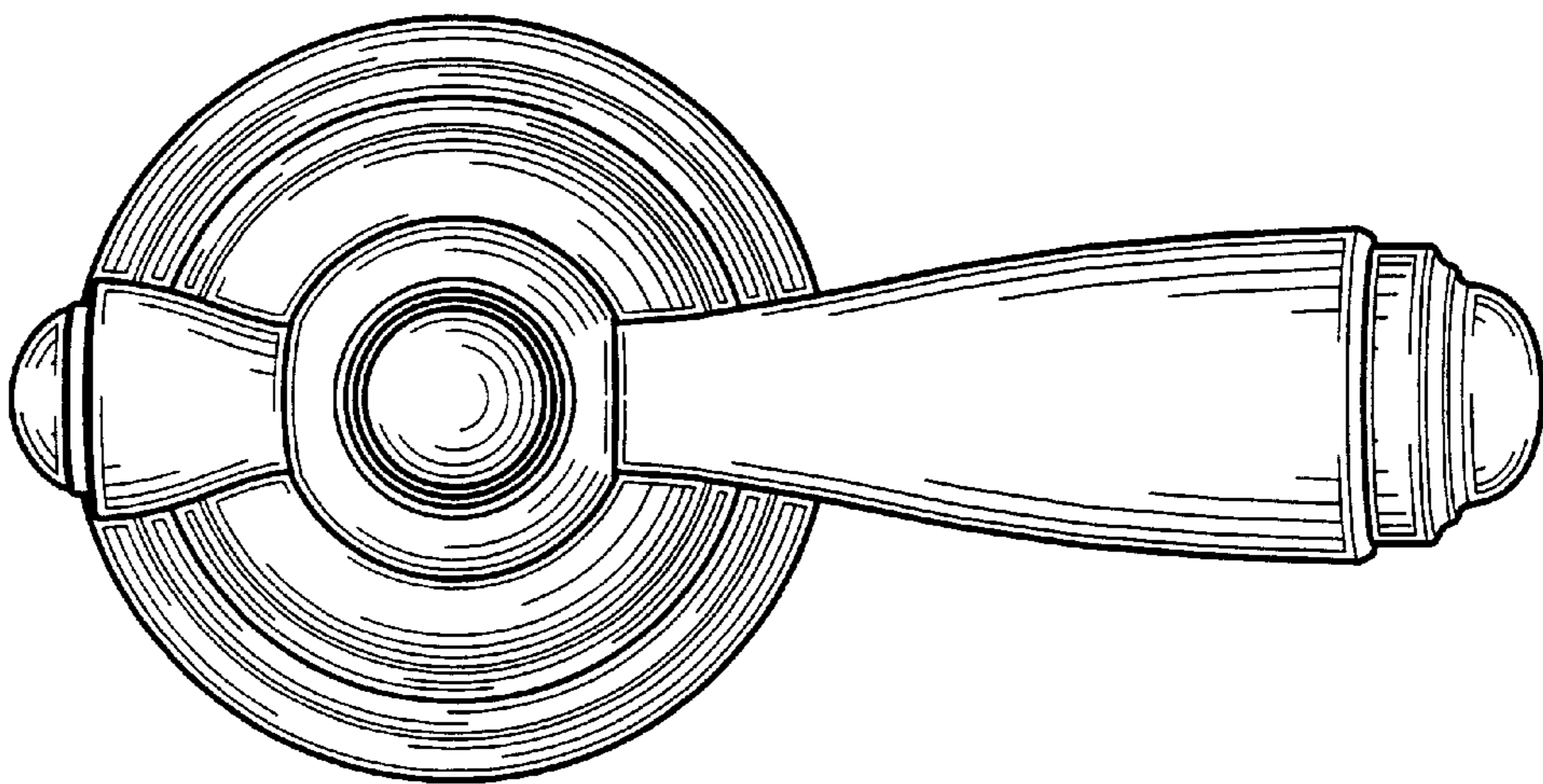


Figure - 4





Figure - 5

Figure - 6



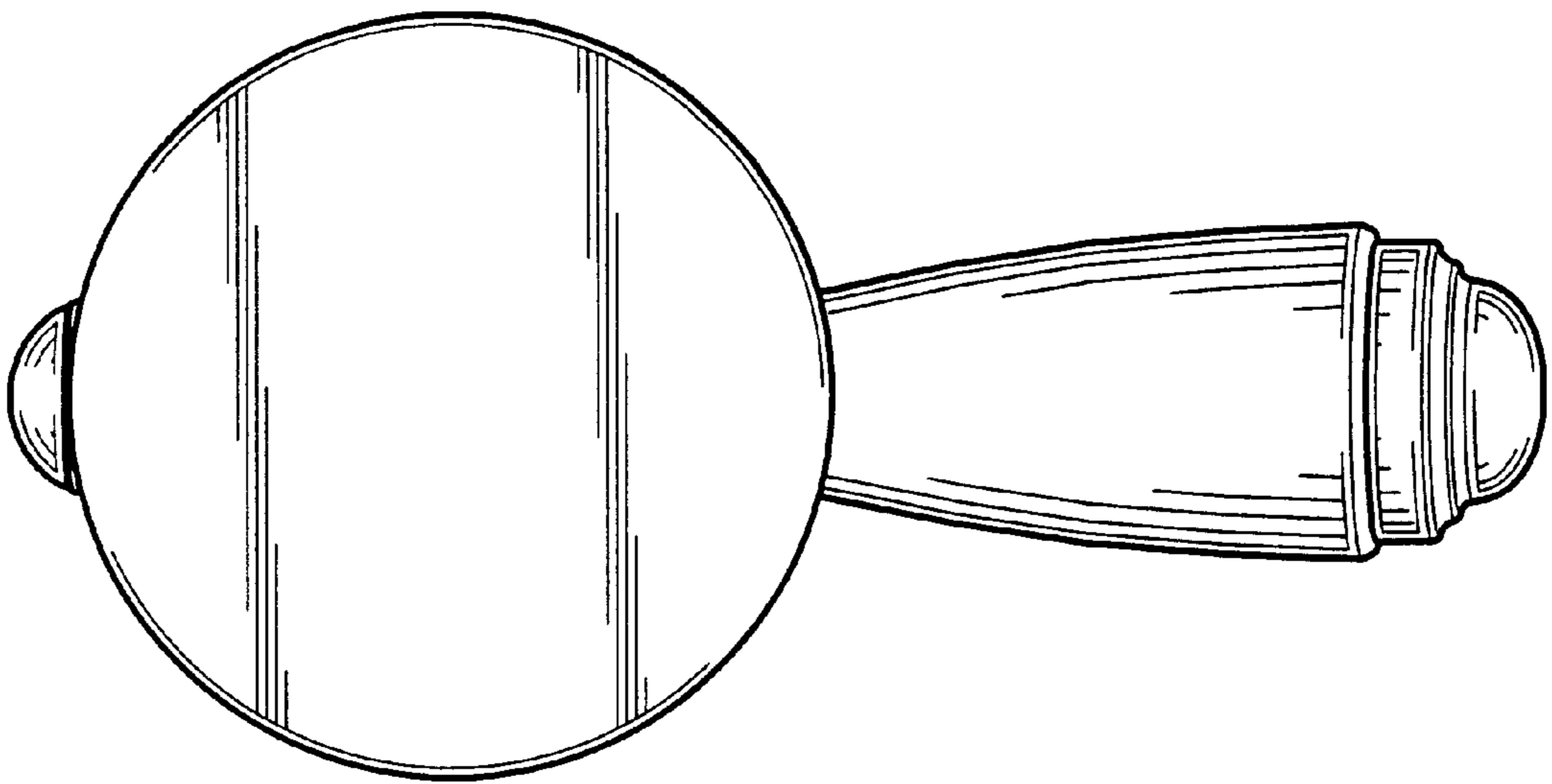


Figure - 7