



US00D434105S

United States Patent [19] Milrud

[11] **Patent Number: Des. 434,105**
[45] **Date of Patent: ** Nov. 21, 2000**

[54] **HAND HELD SHOWER HEAD**

[75] Inventor: **Eduardo Milrud**, Chagrin Falls, Ohio

[73] Assignee: **Moen Incorporated**, North Olmsted, Ohio

[**] Term: **14 Years**

[21] Appl. No.: **29/114,669**

[22] Filed: **Nov. 29, 1999**

[51] **LOC (7) Cl.** **23-01**

[52] **U.S. Cl.** **D23/223**

[58] **Field of Search** D23/213, 223,
D23/226, 229; 239/525-528, 394, 462

[56] **References Cited**

U.S. PATENT DOCUMENTS

- D. 224,834 9/1972 Landell D23/223
- D. 241,546 9/1976 Rizzuto .
- D. 295,437 4/1988 Fabian D23/223
- D. 327,115 6/1992 Rogers .
- D. 327,729 7/1992 Rogers .
- D. 328,634 8/1992 Ward .
- D. 332,303 1/1993 Klose .
- D. 334,048 3/1993 Ben-Zur .
- D. 339,627 9/1993 Klose .
- D. 347,260 5/1994 Ben-Zur .
- D. 348,720 7/1994 Haug et al. .
- D. 351,453 10/1994 Huen .
- D. 352,092 11/1994 Warshawsky .
- D. 352,766 11/1994 Hill et al. .
- D. 355,242 2/1995 Warshawsky .
- D. 361,623 8/1995 Huen .
- D. 367,315 2/1996 Andrus .
- D. 368,761 4/1996 Andrus .
- D. 369,203 4/1996 Andrus .
- D. 369,204 4/1996 Andrus .
- D. 369,205 4/1996 Andrus .

- D. 370,052 5/1996 Chan et al. .
- D. 374,271 10/1996 Fleischmann .
- D. 374,477 10/1996 Dow et al. .
- D. 375,541 11/1996 Michaluk .
- D. 379,212 5/1997 Chan .
- D. 385,331 10/1997 Andrus .
- D. 385,332 10/1997 Andrus .
- D. 385,333 10/1997 Caroen et al. .
- D. 387,413 12/1997 Andrus .
- D. 389,558 1/1998 Andrus .
- D. 392,369 3/1998 Chan .
- D. 398,953 9/1998 Andrus et al. .
- D. 400,966 11/1998 Ratzlaff .
- D. 401,669 11/1998 Ratzlaff .
- D. 403,408 12/1998 Andrus et al. .
- D. 405,502 2/1999 Tse .
- D. 410,275 5/1999 Lipshitz .
- D. 410,276 5/1999 Ben-Tsur .
- D. 418,585 1/2000 Lord D23/223

Primary Examiner—Robin V. Taylor
Attorney, Agent, or Firm—McEachran, Jambor, Keating, Bock & Kurtz

[57] **CLAIM**

The ornamental design for a hand held shower head, as shown and described.

DESCRIPTION

FIG. 1 is a perspective view of a hand held shower head showing my new design, portions shown in broken lines forming no part of the invention;
FIG. 2 is a right side view thereof, the left side being a mirror image of the right side;
FIG. 3 is a top view thereof;
FIG. 4 is a bottom view thereof;
FIG. 5 is a front view thereof; and,
FIG. 6 is a rear view thereof.

1 Claim, 2 Drawing Sheets

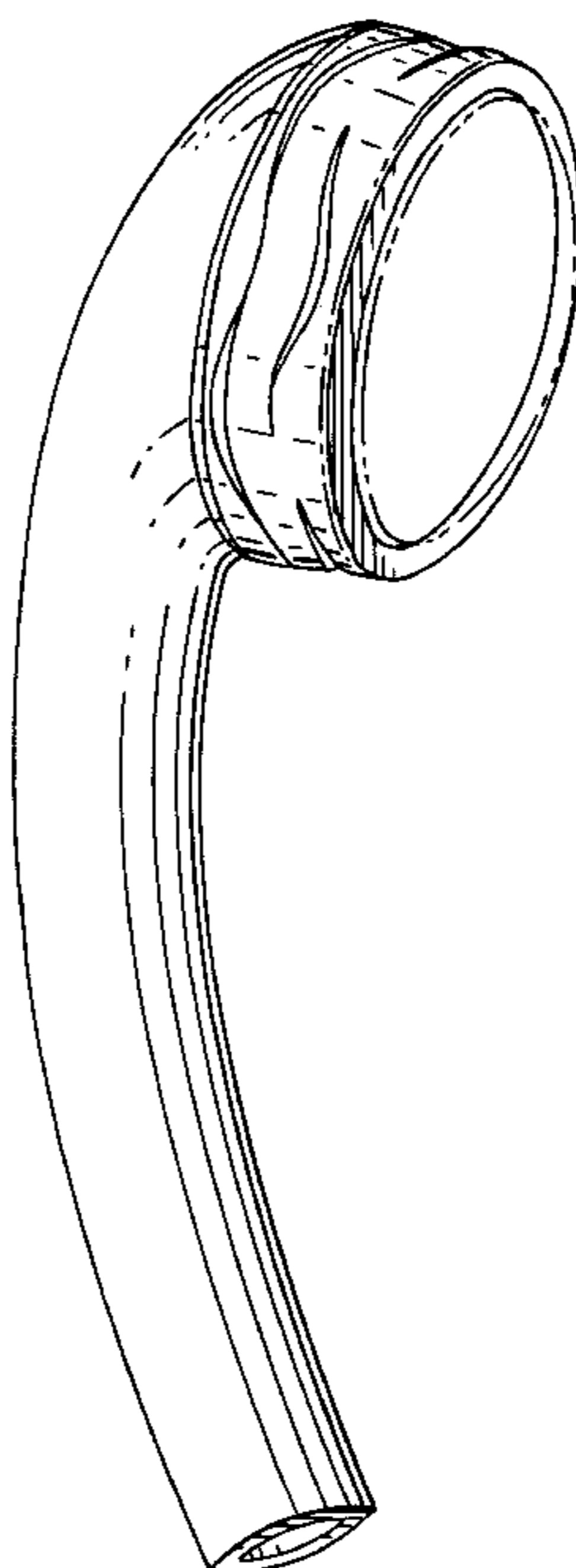


FIG. 1.

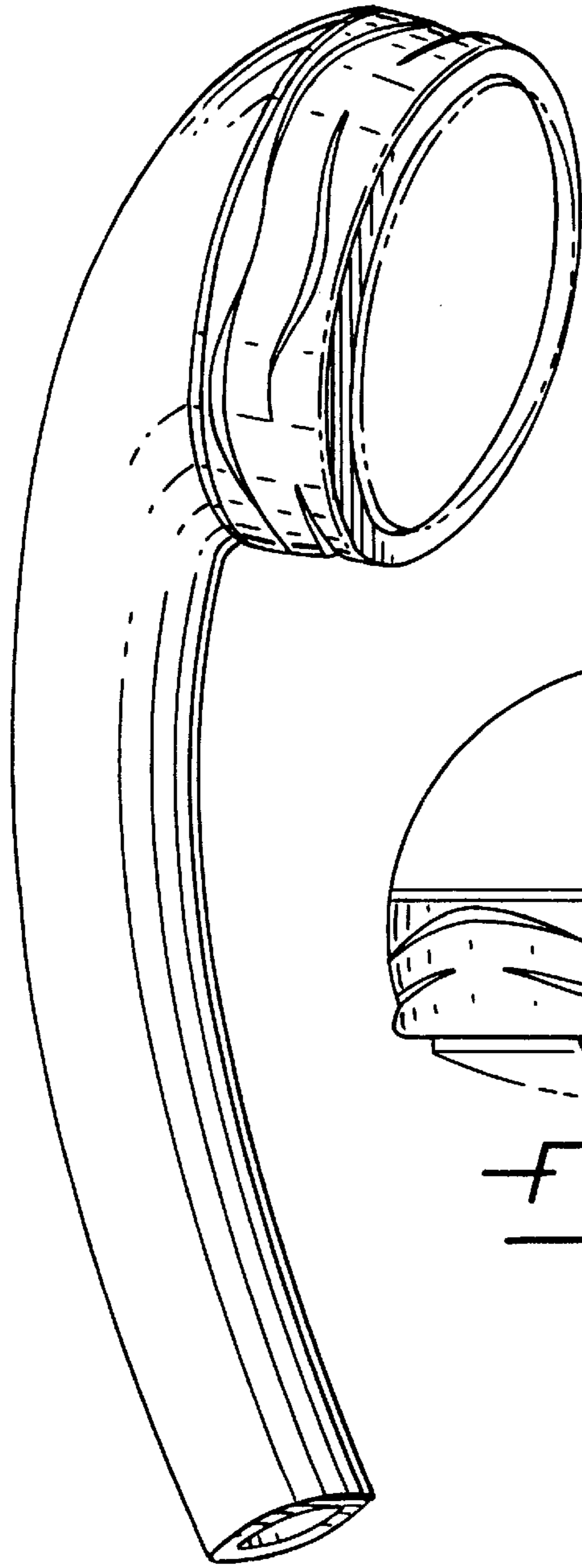


FIG. 2.

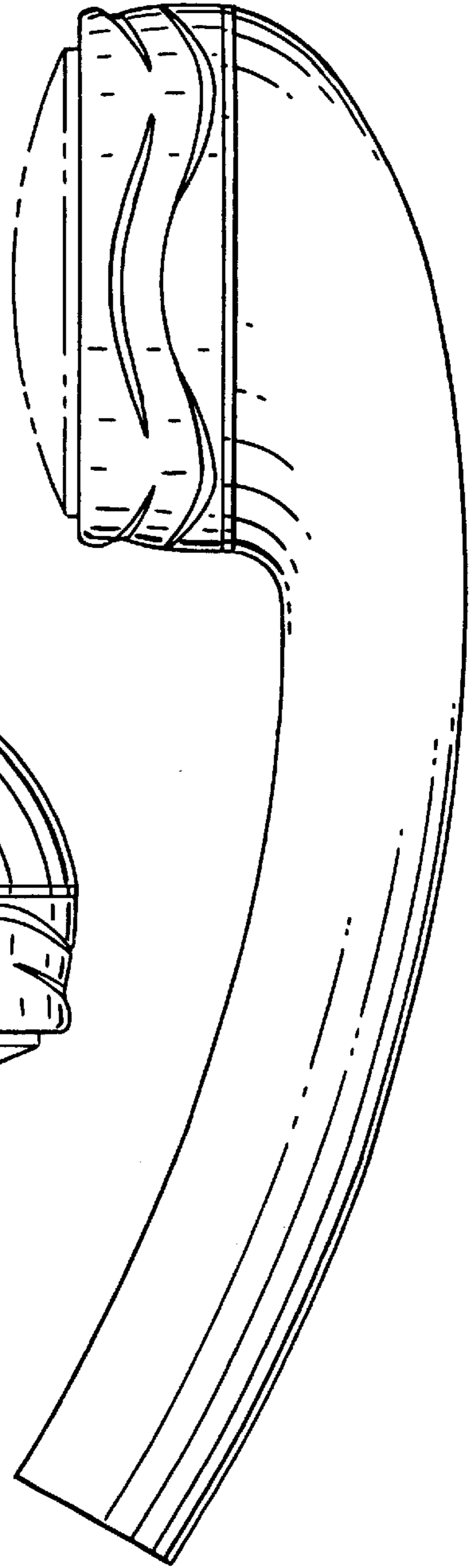


FIG. 3.

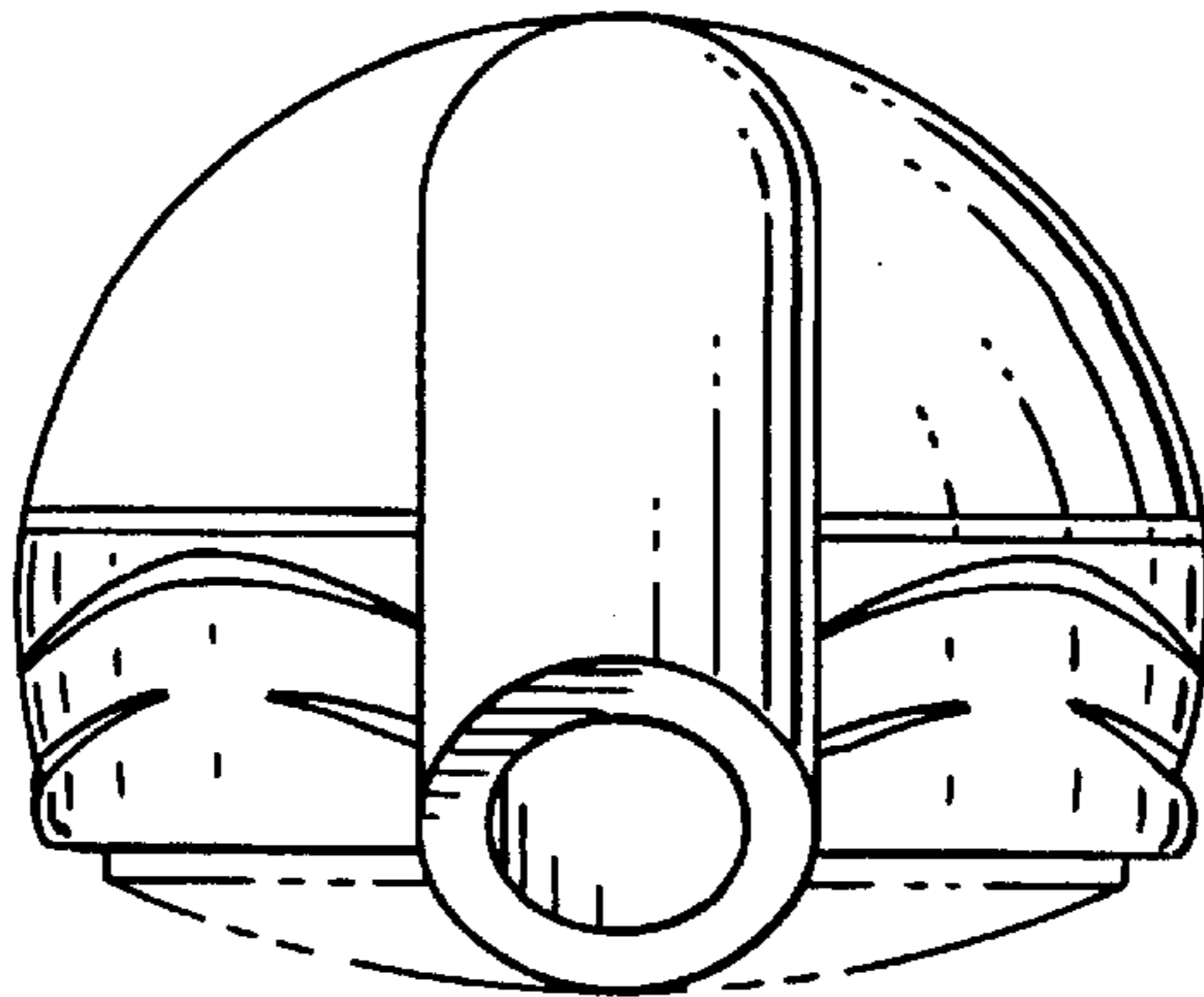
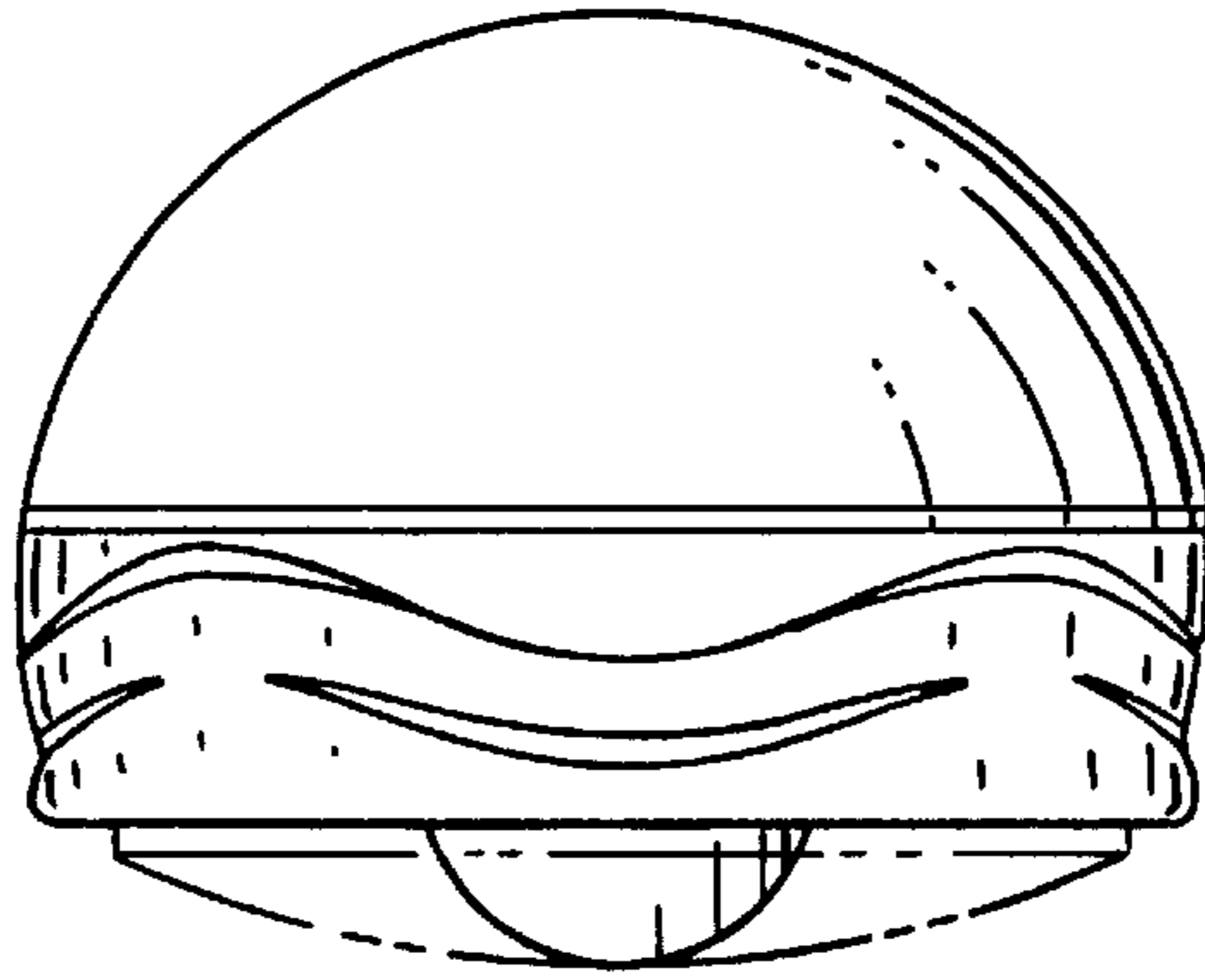


FIG. 4.

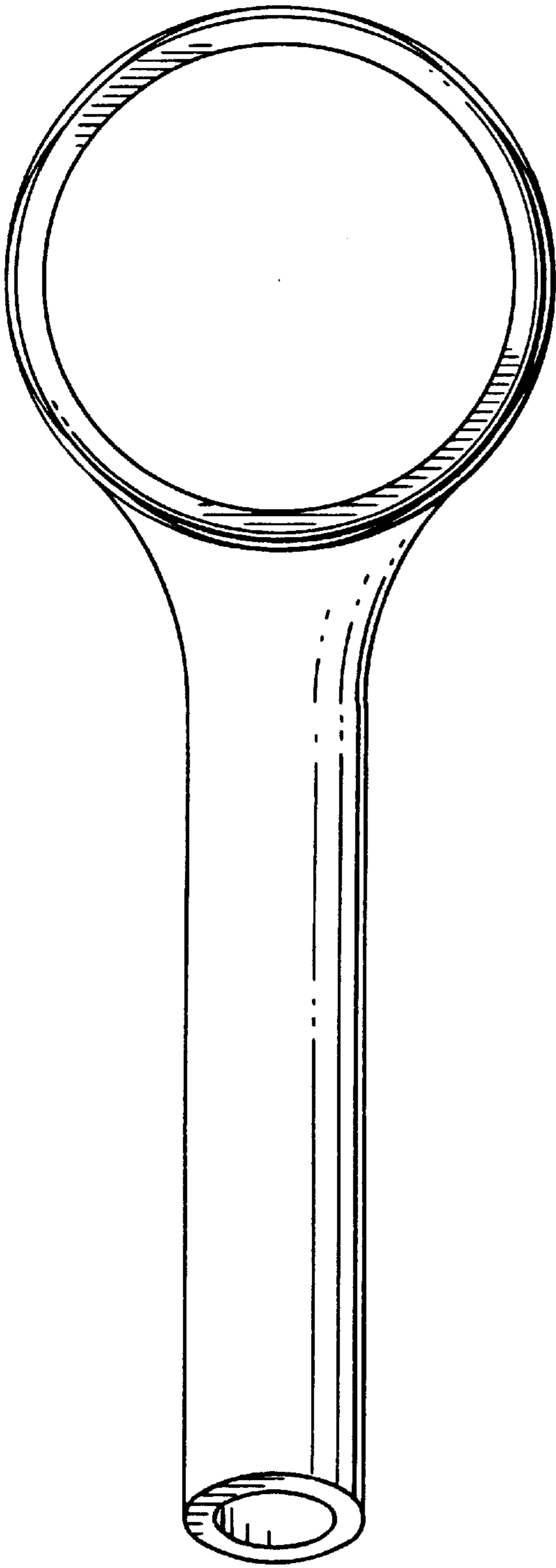


FIG. 5.

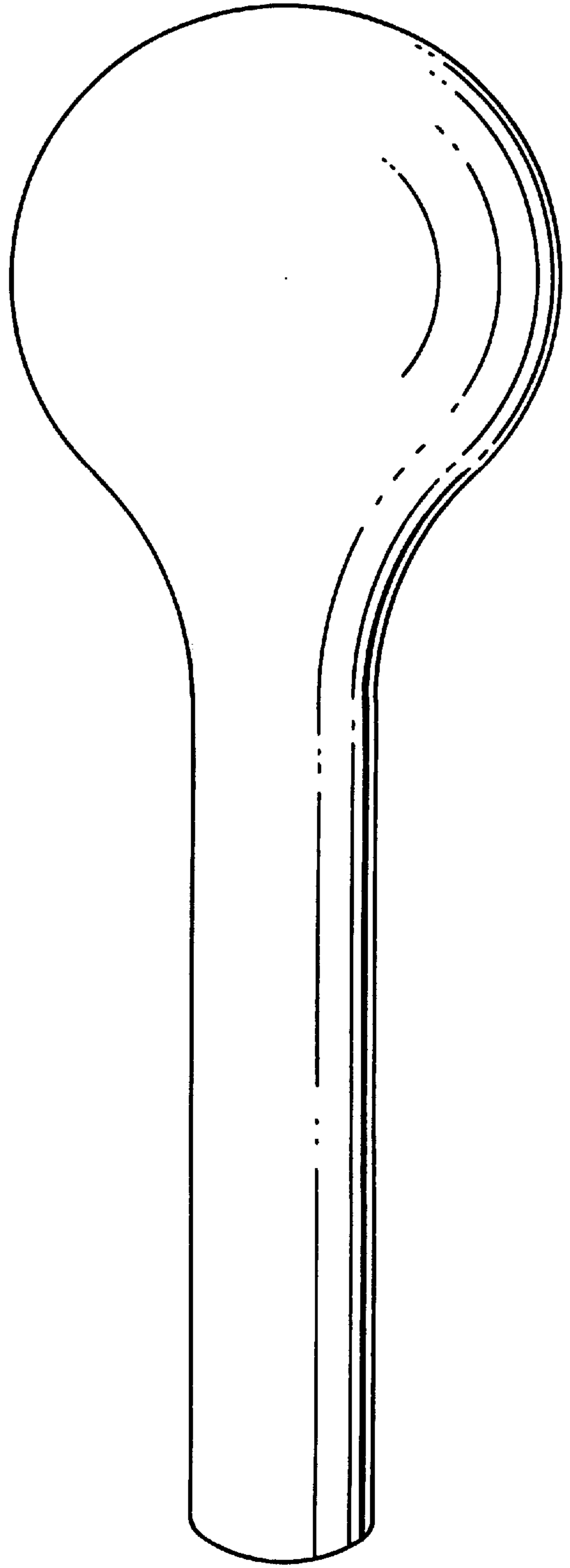


FIG. 6.