



US00D434091S

United States Patent [19]
Wiedner

[11] **Patent Number: Des. 434,091**

[45] **Date of Patent: ** Nov. 21, 2000**

[54] **BASKETBALL BACKBOARD COVER**

[76] Inventor: **Mark C. Wiedner**, 738 Brentwood Ct.,
Glen Ellyn, Ill. 60137

[**] Term: **14 Years**

[21] Appl. No.: **29/110,028**

[22] Filed: **Aug. 27, 1999**

[51] **LOC (7) Cl.** **21-02**

[52] **U.S. Cl.** **D21/701; D21/781; D3/254**

[58] **Field of Search** **D21/701, 781;**
D3/254; D6/502, 610, 611; 150/154; 206/315.1;
473/472, 476, 479, 481, 485, 504

[56] **References Cited**

U.S. PATENT DOCUMENTS

D. 340,580	10/1993	Hirschy	D6/502 X
D. 424,009	5/2000	McGrew	D12/401
3,087,524	4/1963	Dolnick	D6/610 X
3,166,112	1/1965	Fisher	D6/610 X
5,813,930	9/1998	Strauther	473/485

Primary Examiner—Richelle Shelton
Attorney, Agent, or Firm—Brinks Hofer Gilson & Lione

[57] **CLAIM**

The ornamental design for a basketball backboard cover, as shown and described.

DESCRIPTION

FIG. 1 is a perspective view of a basketball backboard cover showing the new design, the basketball hoop shown in broken lines is for illustrative purposes only and forms no part of the claimed design.

FIG. 2 is a top plan view thereof.

FIG. 3 is a bottom plan view thereof.

FIG. 4 is a front elevational view thereof.

FIG. 5 is a rear elevational view thereof.

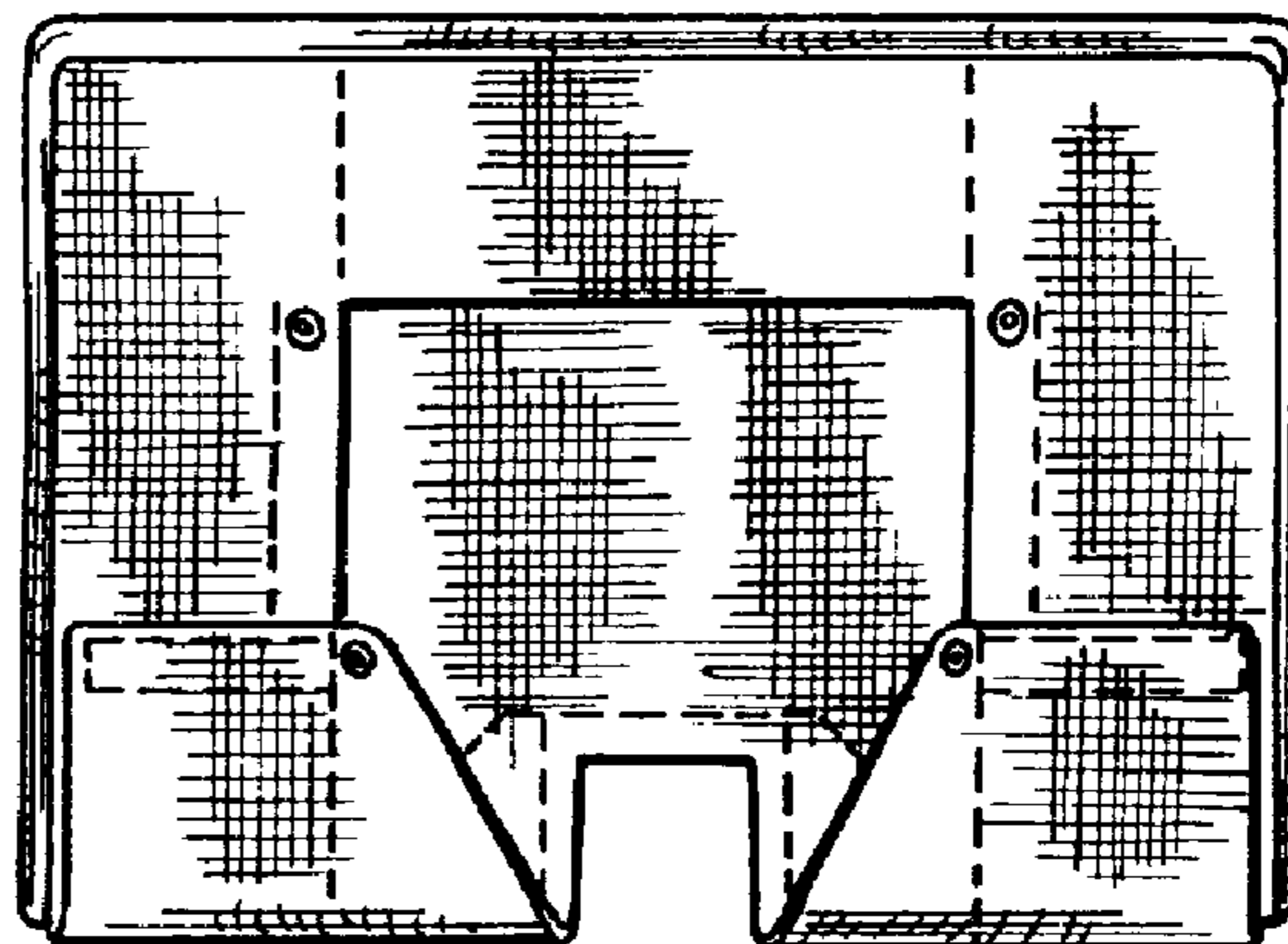

FIG. 6 is a side elevational view thereof.

FIG. 7 is an enlarged rear elevational view thereof, with the rear left bottom and the rear right bottom in alternate positions; and,

FIG. 8 is an enlarged fragmented side perspective view of a vertical cross-section taken at the top thereof.

The broken line showing on the basketball backboard cover in FIGS. 1, 4, 5, 7 and 8 is representative of conventional stitching.

1 Claim, 2 Drawing Sheets






Fig. 1

Fig. 2





Fig. 3

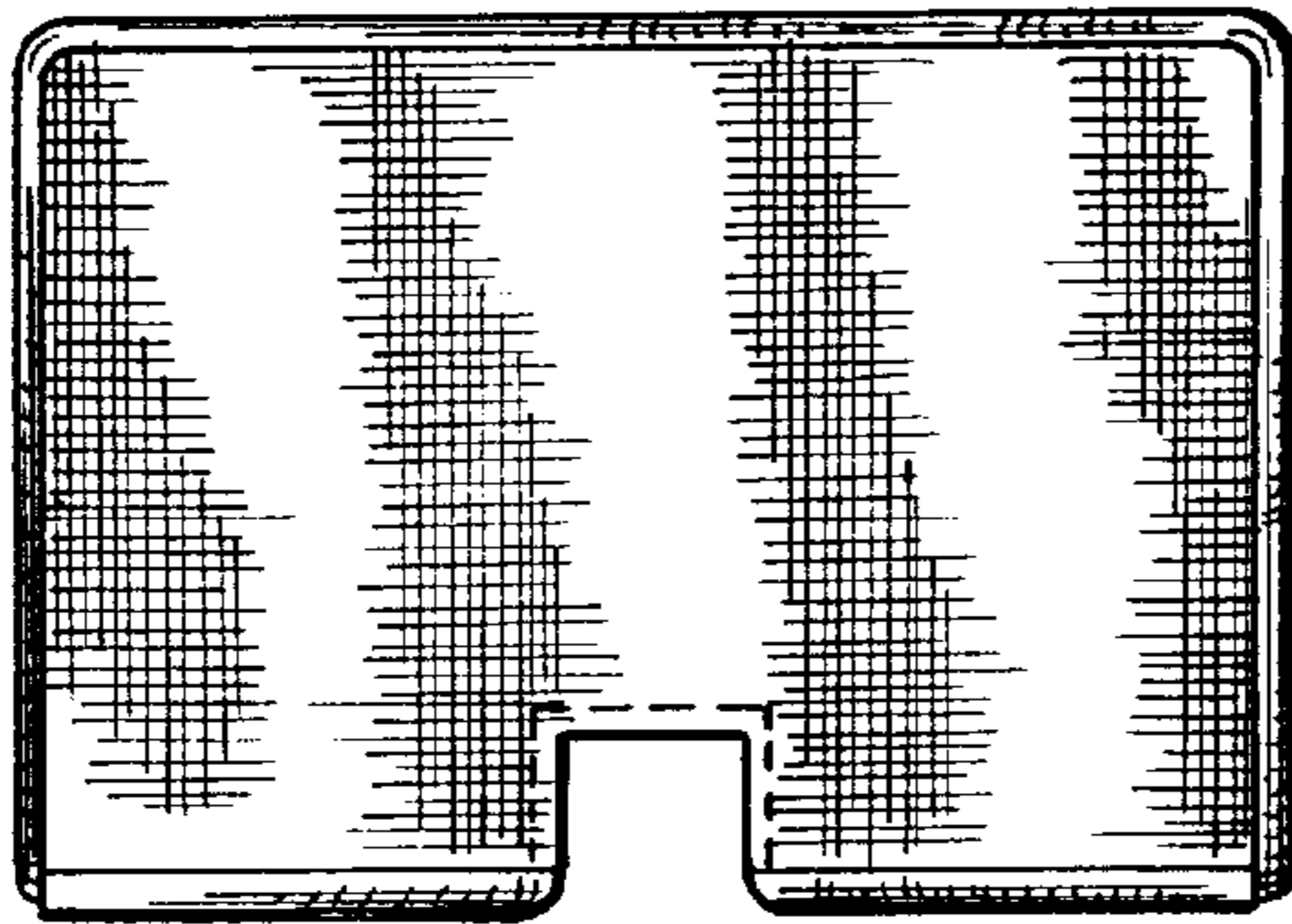


Fig. 4

Fig. 5

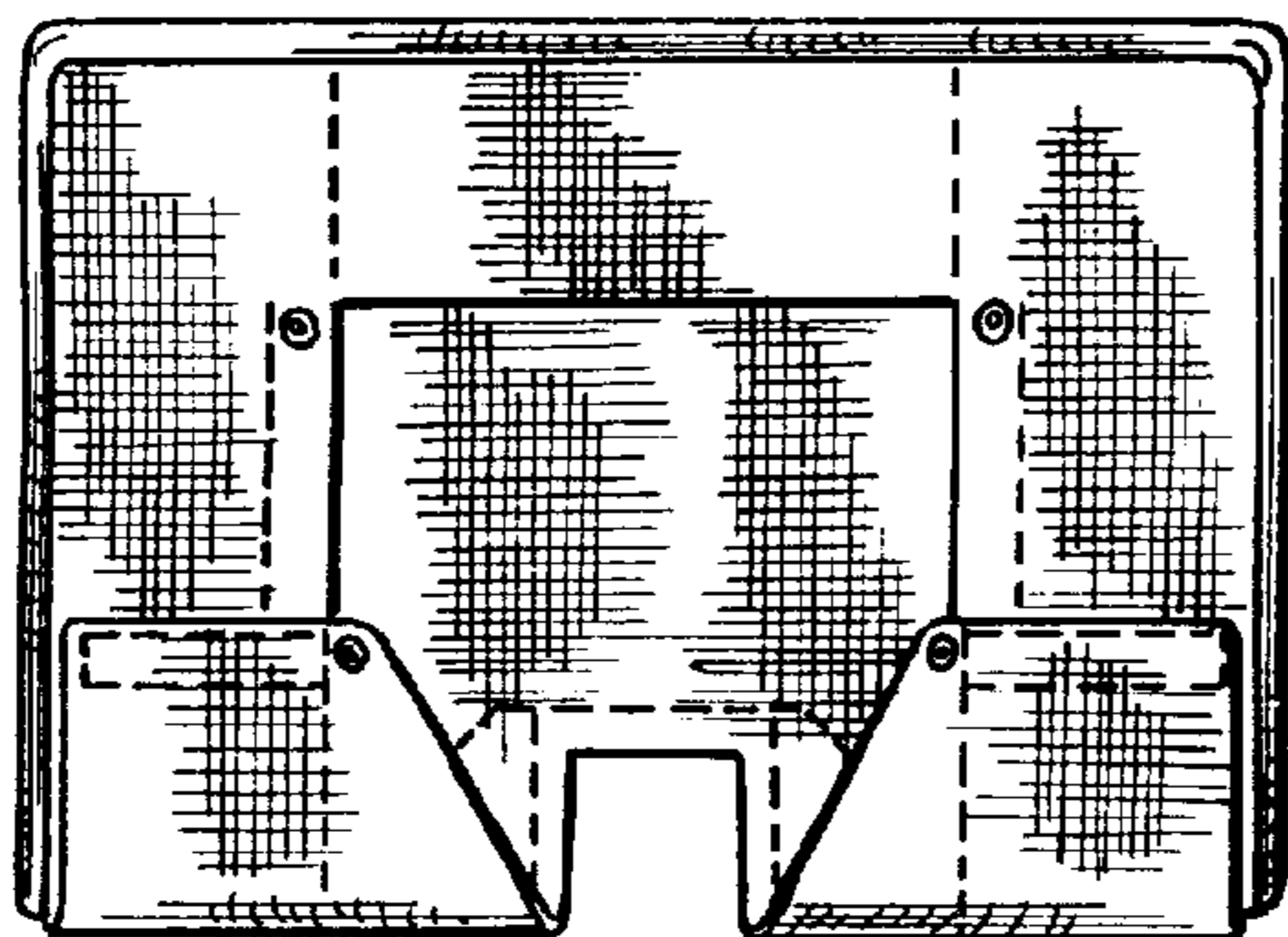


Fig. 6



Fig. 7

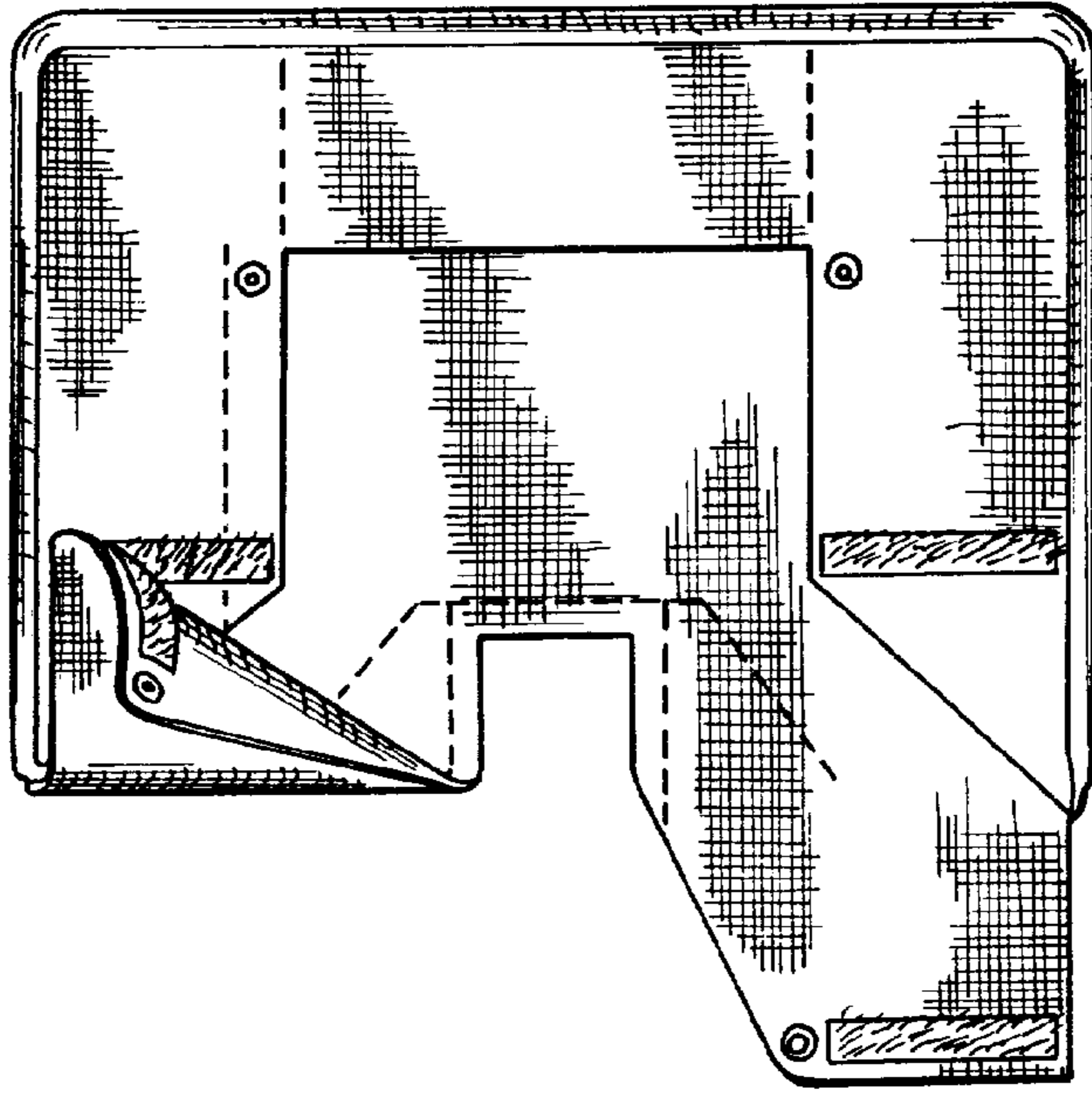


Fig. 8

