



US00D434076S

# United States Patent [19] Koebbe

[11] Patent Number: **Des. 434,076**

[45] Date of Patent: **\*\* Nov. 21, 2000**

[54] PUBLICATION VENDING CABINET

[76] Inventor: **Richard R. Koebbe**, 1132 Ferris Rd.,  
P.O. Box 507, Amelia, Ohio 45102

[\*\*] Term: **14 Years**

[21] Appl. No.: **29/120,387**

[22] Filed: **Mar. 20, 2000**

[51] LOC (7) Cl. .... **20-01**

[52] U.S. Cl. .... **D20/6**

[58] Field of Search ..... D20/1, 4, 6; 194/255,  
194/291, 350; 221/154, 155, 191, 194,  
195, 213, 215

[56] **References Cited**

**U.S. PATENT DOCUMENTS**

- D. 82,555 11/1930 Grant ..... D20/4
- D. 266,773 11/1982 Poirier ..... D20/1
- D. 287,513 12/1986 Chalabian ..... D20/6
- D. 310,387 9/1990 Scardino ..... D20/6

- D. 320,047 9/1991 Novak ..... D20/1
- D. 353,841 12/1994 Krol et al. .... D20/6
- D. 414,515 9/1999 Berckenhoff et al. .
- 4,413,749 11/1983 Glser ..... 221/213
- 4,919,250 4/1990 Olson et al. .

*Primary Examiner*—Nanda Bondade  
*Attorney, Agent, or Firm*—Jacox, Meckstroth & Jenkins

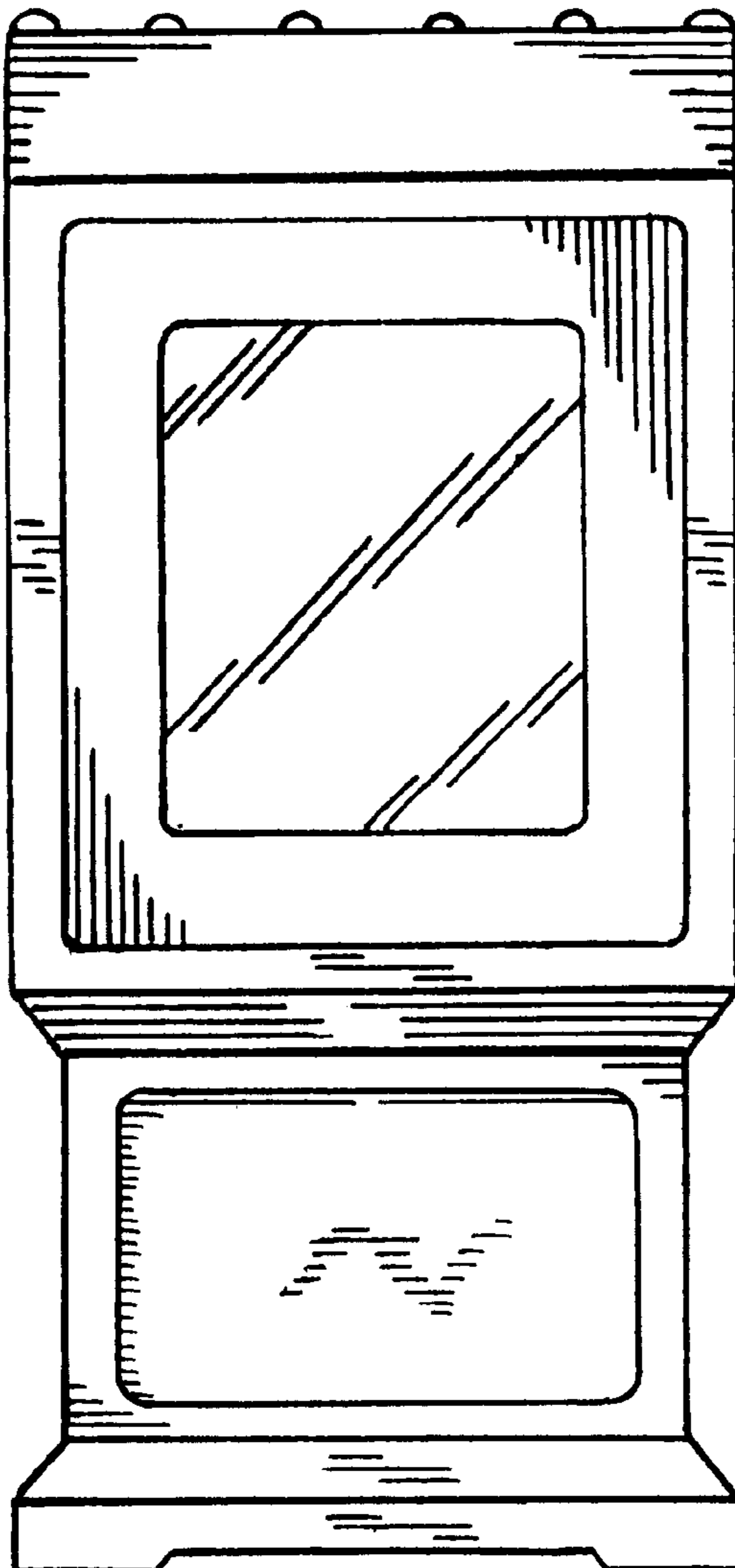
[57] **CLAIM**

The ornamental design of a publication vending cabinet, as shown and described.

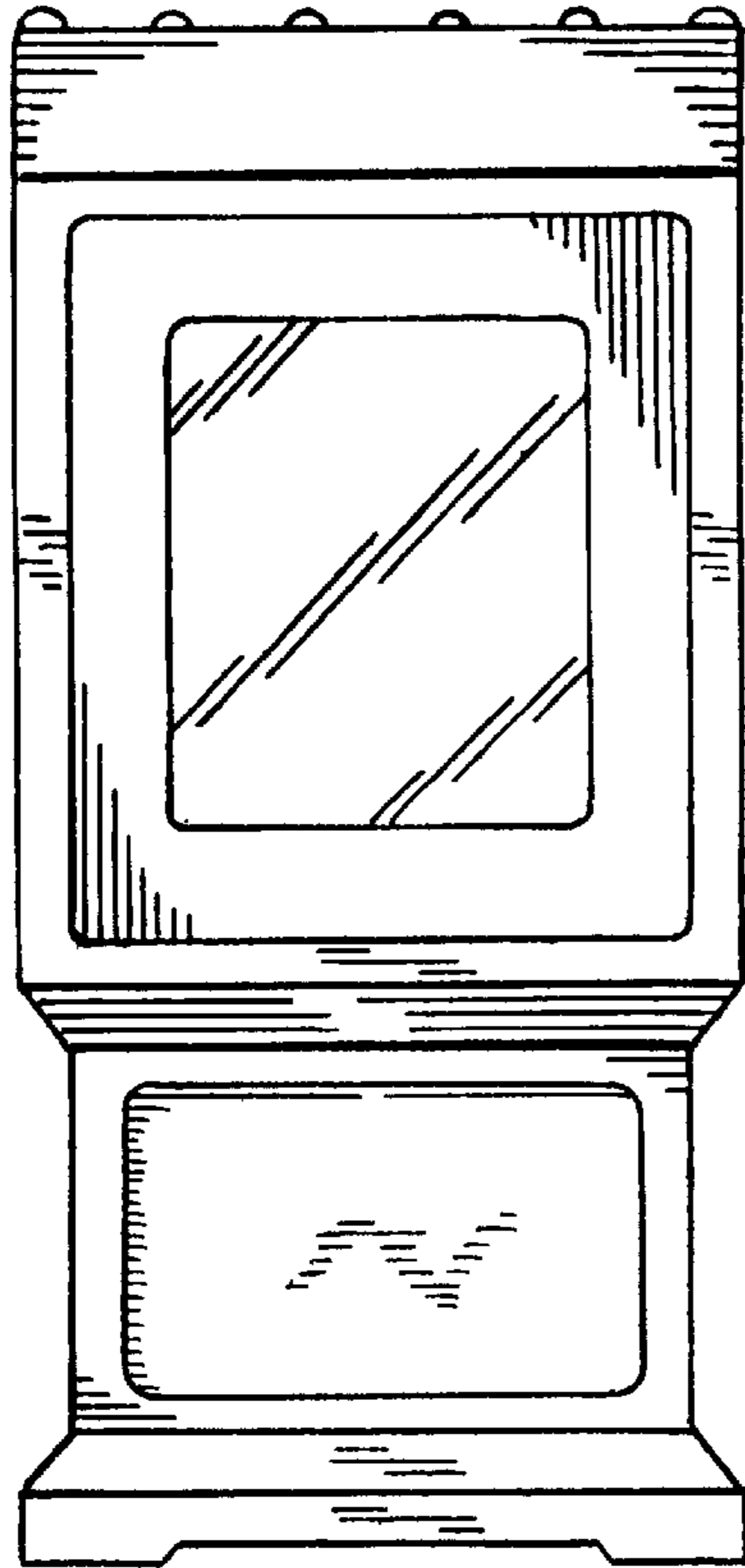
**DESCRIPTION**

FIG. 1 is a front view of a publication vending cabinet showing my new design;  
FIG. 2 is a side view thereof, the opposite side view being a mirror image;  
FIG. 3 is a top view thereof; and,  
FIG. 4 is a rear view thereof.

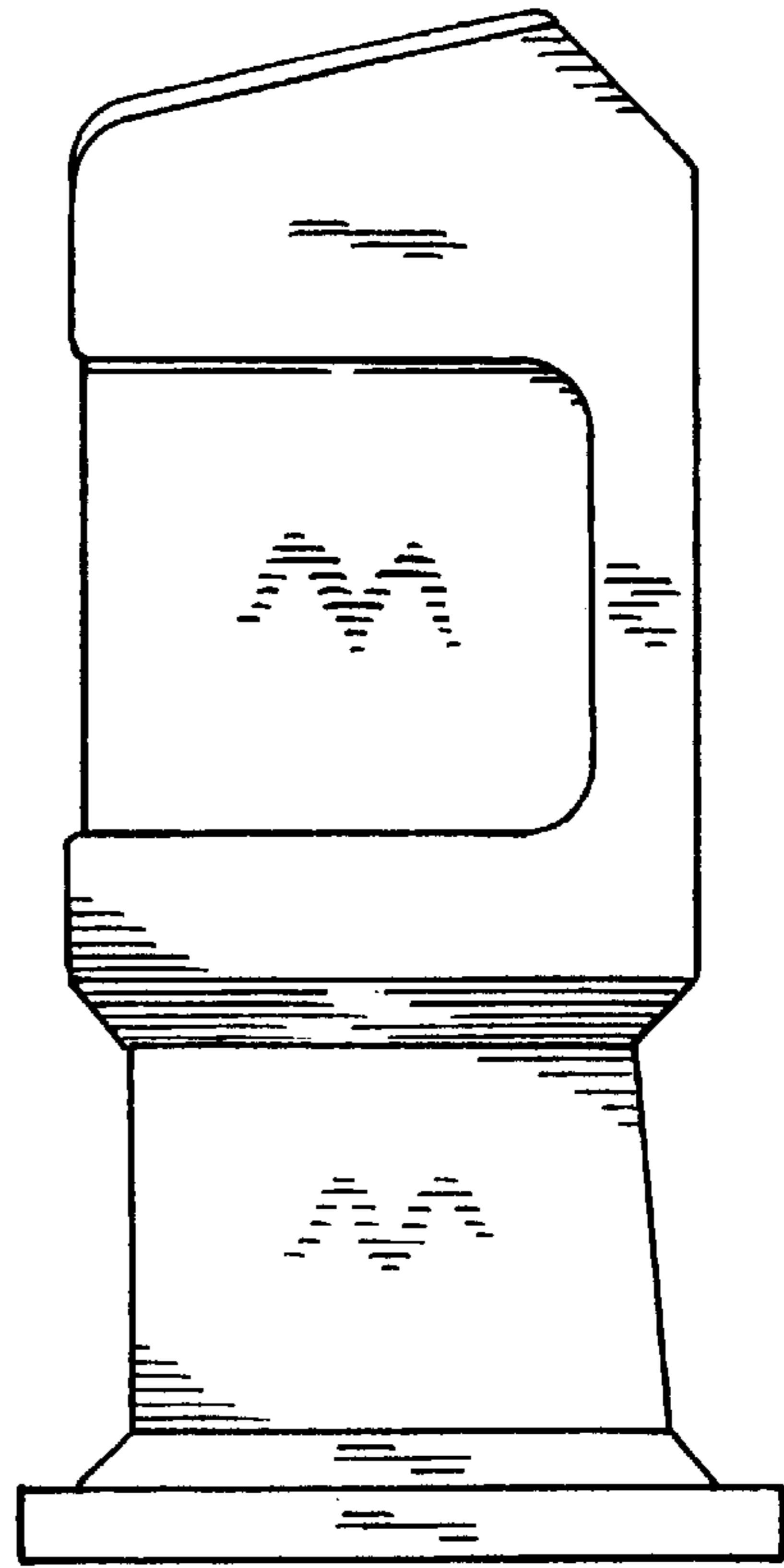
**1 Claim, 1 Drawing Sheet**



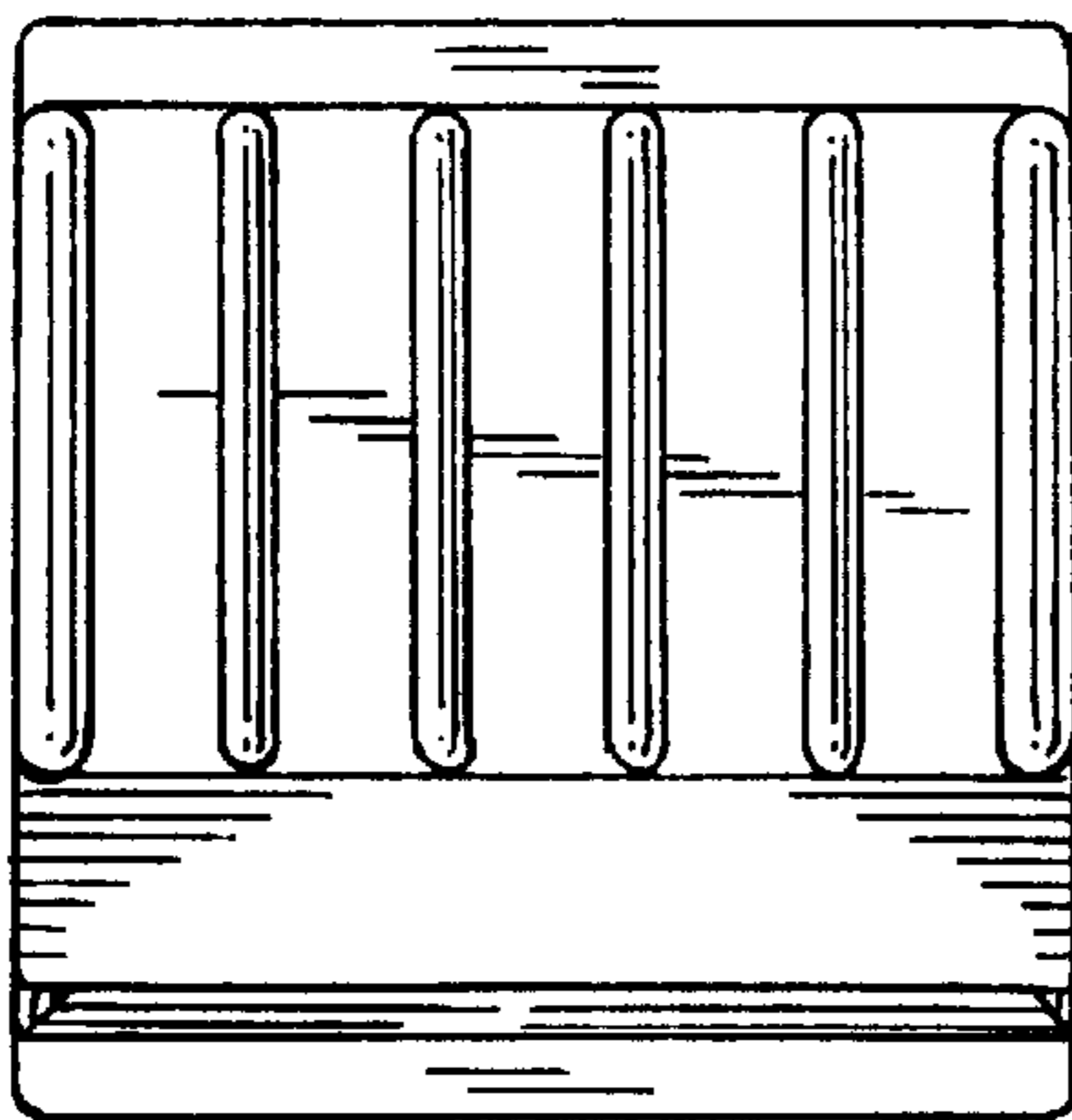
**FIG-1**



**FIG-2**



**FIG-3**



**FIG-4**

