



US00D434074S

# United States Patent [19] Hardy

[11] **Patent Number: Des. 434,074**

[45] **Date of Patent: \*\* Nov. 21, 2000**

[54] **DRAWER ORGANIZER**

[75] Inventor: **Christopher Hardy**, Springfield, Ill.

[73] Assignee: **Design Ideas, Ltd.**, Springfield, Ill.

[\*\*] Term: **14 Years**

[21] Appl. No.: **29/111,870**

[22] Filed: **Oct. 6, 1999**

[51] **LOC (7) Cl. .... 19-02**

[52] **U.S. Cl. .... D19/75; D19/78; D19/92;  
D3/306**

[58] **Field of Search ..... D3/206, 304, 306;  
D19/65, 75, 77, 78, 81-85, 86, 92, 95,  
99, 100; 211/10, 11, 13.1, 126.13, 69.1-69.9;  
206/214, 215, 224, 371, 557; 220/485,  
494, 586, 657**

[56] **References Cited**

**U.S. PATENT DOCUMENTS**

Re. 16,431	9/1926	Kratzer .	
D. 33,268	9/1900	Bix .....	D19/92
D. 33,269	9/1900	Bix .....	D19/92
D. 152,141	12/1948	Crawford et al. .	
D. 194,513	2/1963	Sparling .	
D. 245,170	7/1977	Evenson .....	D19/92
D. 383,283	9/1997	Hankins, III .	
D. 393,766	4/1998	Mazzola et al. .	
D. 401,067	11/1998	Hampshire .....	D3/309
D. 419,302	1/2000	Hardy et al. ....	D3/306
920,313	5/1909	Franklin .	
1,098,053	5/1914	Porter .	
1,840,561	1/1932	Bre Miller .	
2,502,781	4/1950	Erickson .	
2,658,444	11/1953	Wheeler .	

2,706,064	4/1955	Vitols .
2,721,671	10/1955	Averill .
2,993,615	7/1961	Bruce .
3,250,430	5/1966	Cella .
3,935,958	2/1976	Frangos .
4,339,048	7/1982	McMillen et al. .
5,305,686	4/1994	Svensson .

**OTHER PUBLICATIONS**

Design Ideas Catalogue, p. 60, items A-C, p. 61, items A-I, p. 77, item E issued 1998.  
Miller's Office Products, © 1998, see p. 475, item A, circled.

*Primary Examiner*—Martie K. Holtje  
*Attorney, Agent, or Firm*—Saidman DesignLaw Group


[57] **CLAIM**

The ornamental design for a drawer organizer, as shown and described.

**DESCRIPTION**

FIG. 1 is a perspective view of a drawer organizer showing my new design;  
FIG. 2 is a front view thereof, the rear view being a mirror image;  
FIG. 3 is a right side view thereof, the left side view being a mirror image;  
FIG. 4 is a top view thereof;  
FIG. 5 is a bottom view thereof;  
FIG. 6 is a perspective view of a second embodiment of my new design;  
FIG. 7 is a perspective view of a third embodiment of my new design; and,  
FIG. 8 is a perspective view of a fourth embodiment of my new design.

**1 Claim, 4 Drawing Sheets**






FIG. 1






FIG. 2



**FIG. 3**



**FIG. 4**




FIG. 5




FIG. 6




FIG. 7




FIG. 8