



US00D434056S

United States Patent [19]
Wang

[11] **Patent Number: Des. 434,056**

[45] **Date of Patent: ** Nov. 21, 2000**

[54] **RIM OF GLASSES**

D. 425,101 5/2000 Wang D16/307

[76] Inventor: **Wen-Te Wang**, No. 246-1, Kang-Kou,
Kang-Kou Tsun, An-Ting Hsiang,
Tainan Hsien, Taiwan

Primary Examiner—Raphael Barkai
Attorney, Agent, or Firm—Rosenberg, Klein & Lee

[**] Term: **14 Years**

[57] **CLAIM**

The ornamental design for rim of glasses, as shown and described.

[21] Appl. No.: **29/121,978**

DESCRIPTION

[22] Filed: **Apr. 19, 2000**

[51] **LOC (7) Cl.** **16-06**

[52] **U.S. Cl.** **D16/101; D16/307**

[58] **Field of Search** D16/101, 300-330,
D16/900; D21/658-661, 604, 623, 621;
351/41, 44, 51, 52, 158; 446/97, 268, 371

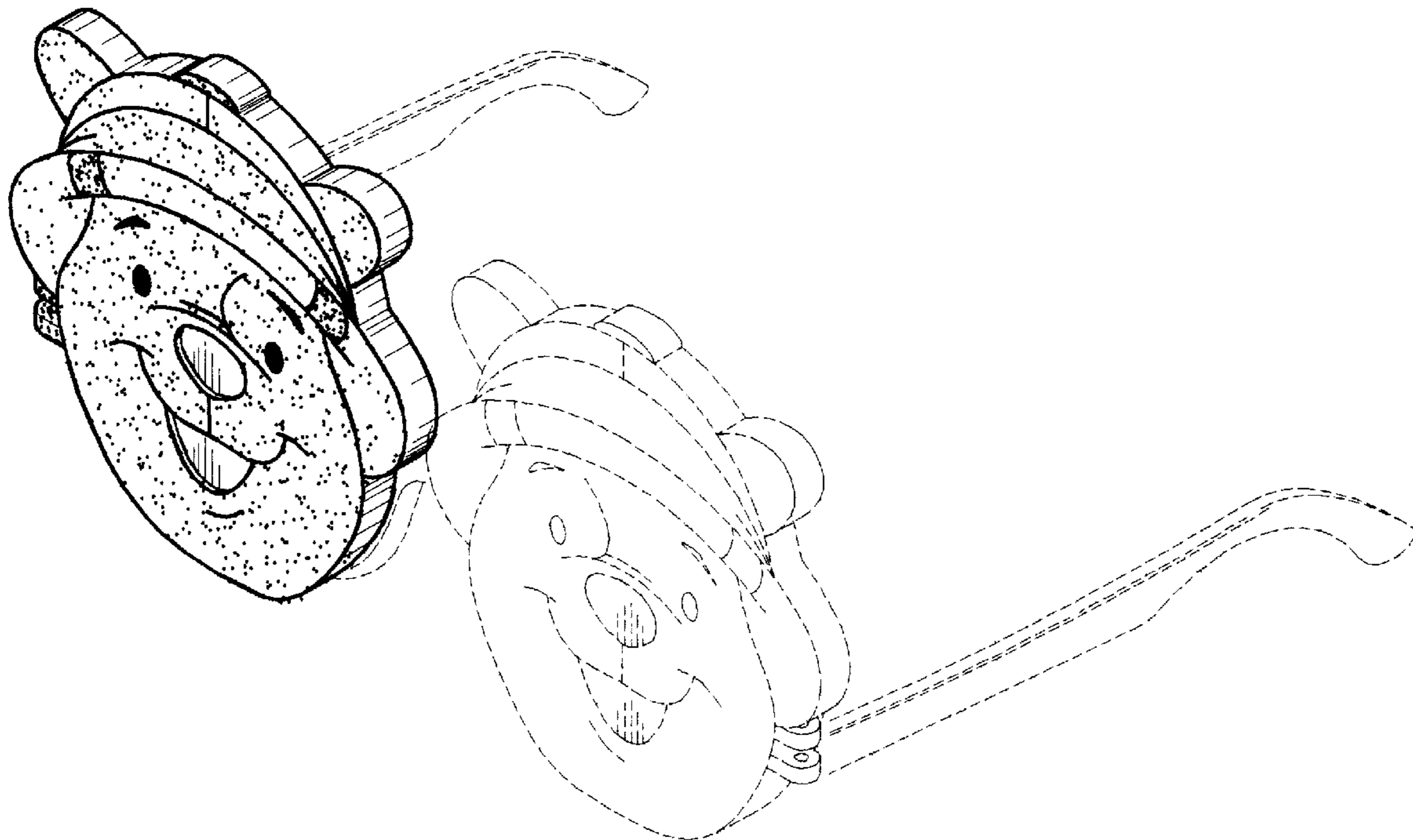
FIG. 1 is a perspective view of rim of glasses showing my new design;
FIG. 2 is a front elevation view thereof;
FIG. 3 is a rear elevation view thereof;
FIG. 4 is a left side elevation view thereof;
FIG. 5 is a right side elevation view thereof;
FIG. 6 is a top plan view thereof;
FIG. 7 is an underneath plan view thereof; and,
FIG. 8 is a perspective view thereof, the broken lines shown are for illustrative purposes only and form no part of the claimed design.

[56] **References Cited**

U.S. PATENT DOCUMENTS

- D. 419,584 1/2000 Wang D16/307
- D. 420,692 2/2000 Wang D16/307
- D. 424,092 5/2000 Wang D16/307

1 Claim, 3 Drawing Sheets



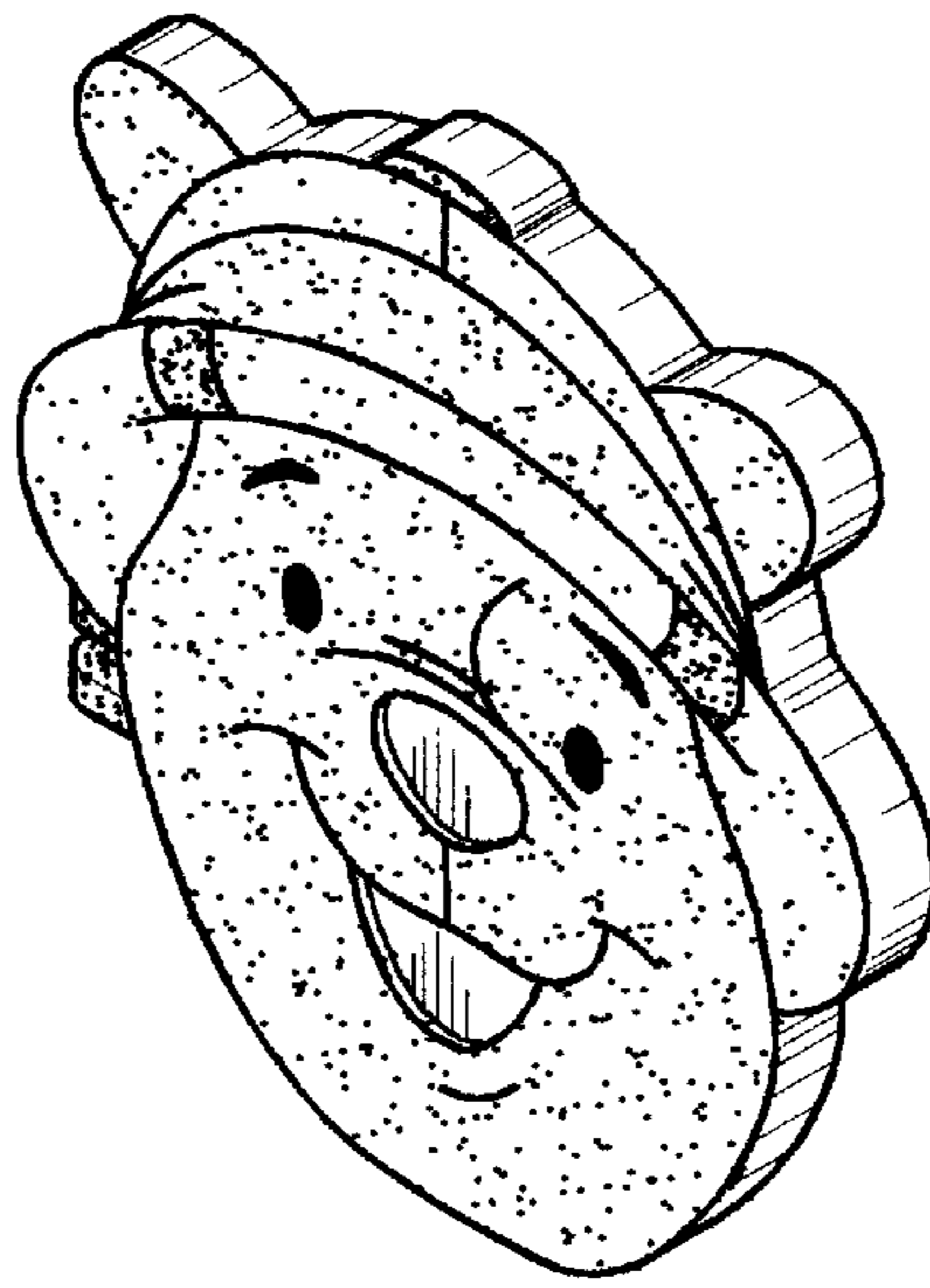


FIG. 1




FIG. 2




FIG. 3

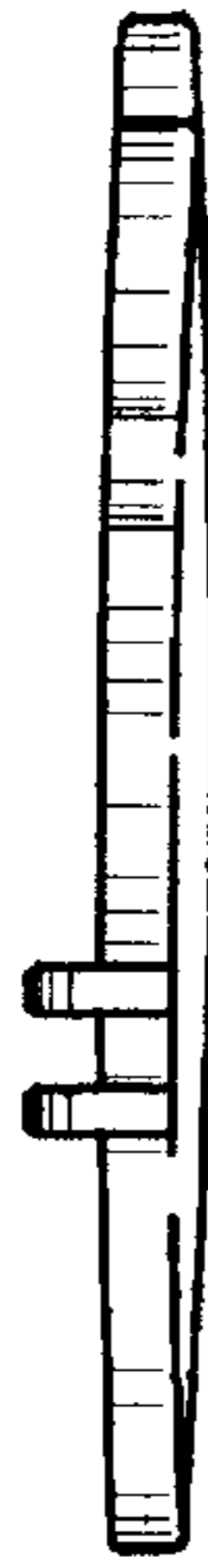


FIG. 4

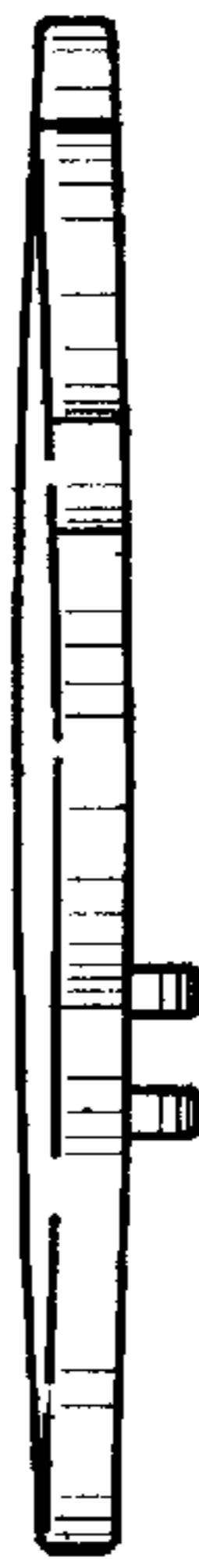


FIG. 5



FIG. 6

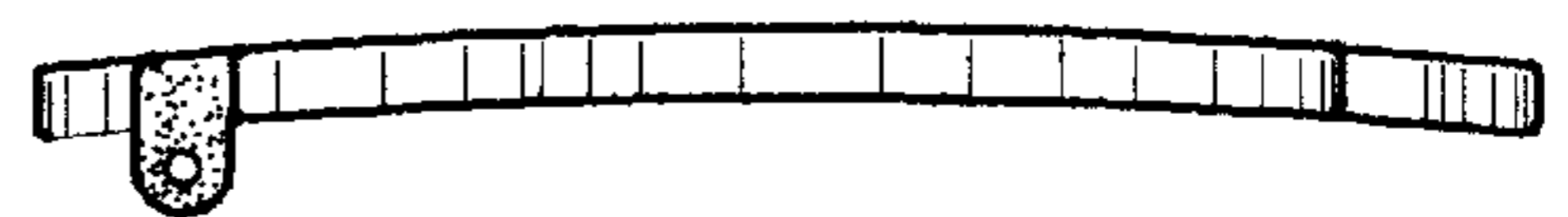


FIG. 7

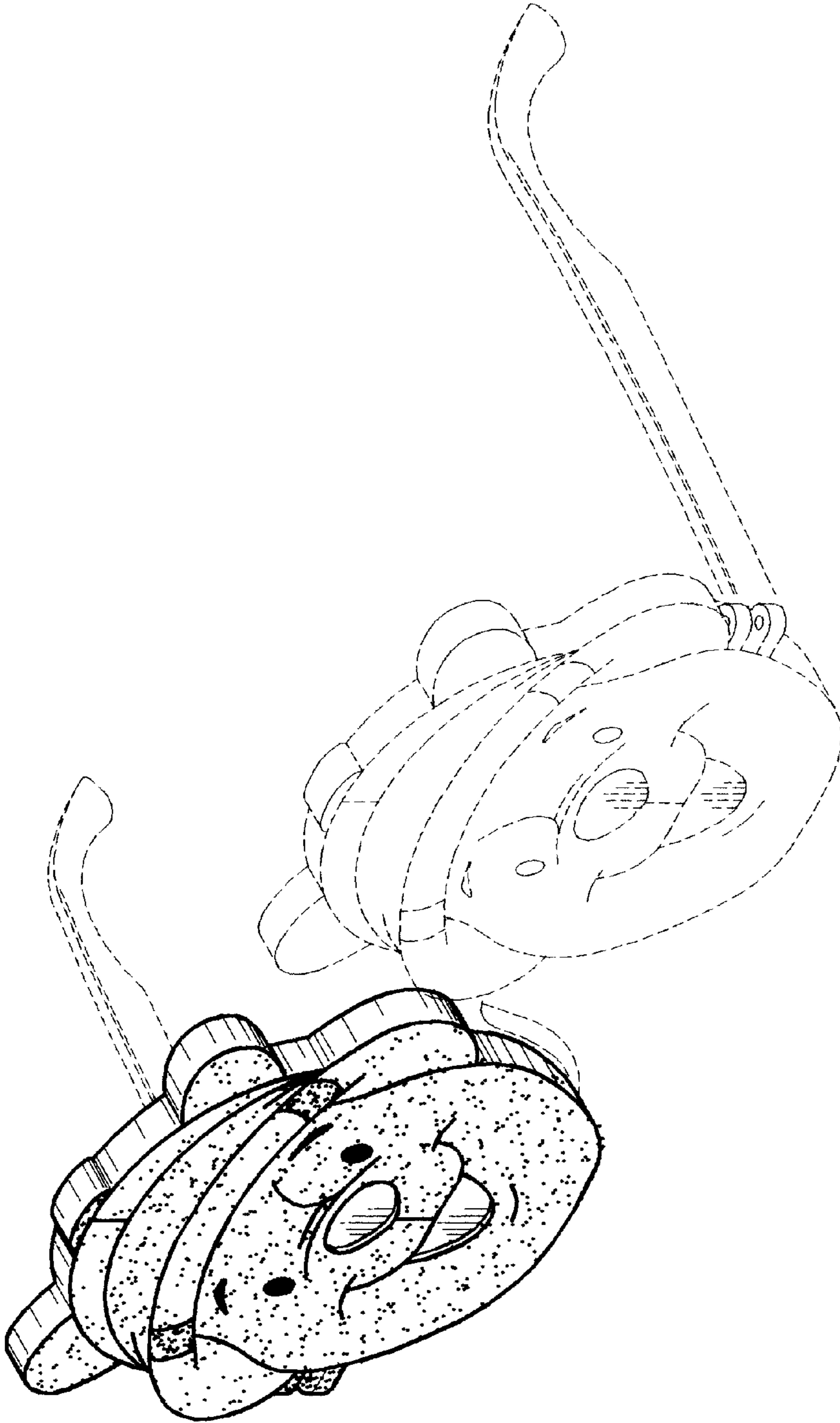


FIG. 8