



US00D434044S

United States Patent [19]

Parsons

[11] Patent Number: **Des. 434,044**

[45] Date of Patent: **** Nov. 21, 2000**

[54] **MOUSE PAD HOLDER**

[76] Inventor: **Curtis James Parsons**, 2367 Hunter St., Halifax, Nova Scotia, Canada, B3K 4V7

[**] Term: **14 Years**

[21] Appl. No.: **29/084,601**

[22] Filed: **Mar. 6, 1998**

[30] Foreign Application Priority Data

Sep. 16, 1997 [CA] Canada 1997-2398

[51] **LOC (7) Cl.** **14-02**

[52] **U.S. Cl.** **D14/458**

[58] **Field of Search** D14/114; 248/917-24, 248/146, 346.03, 118, 118.1, 118.3, 118.5, 311.2, 346.02; D20/22; D6/582-94; 400/689-93, 715; 345/156-67

[56] References Cited

U.S. PATENT DOCUMENTS

- D. 361,556 8/1995 Moro et al. D14/114
- D. 364,397 11/1995 Bedol D14/114

- D. 376,177 12/1996 Springer D14/114
- D. 376,791 12/1996 Schreiner D14/114
- D. 391,242 2/1998 Roberts D14/114
- D. 395,876 7/1998 Afarian D14/114
- 5,074,511 12/1991 Wilson .
- 5,197,699 3/1993 Smith et al. .
- 5,355,811 10/1994 Brewer .
- 5,487,521 1/1996 Callahan .
- 5,533,697 7/1996 Fletcher et al. 248/146

Primary Examiner—M. H. Tung
Attorney, Agent, or Firm—D. Peter Hochberg; William H. Holt; Michael J. Corrigan

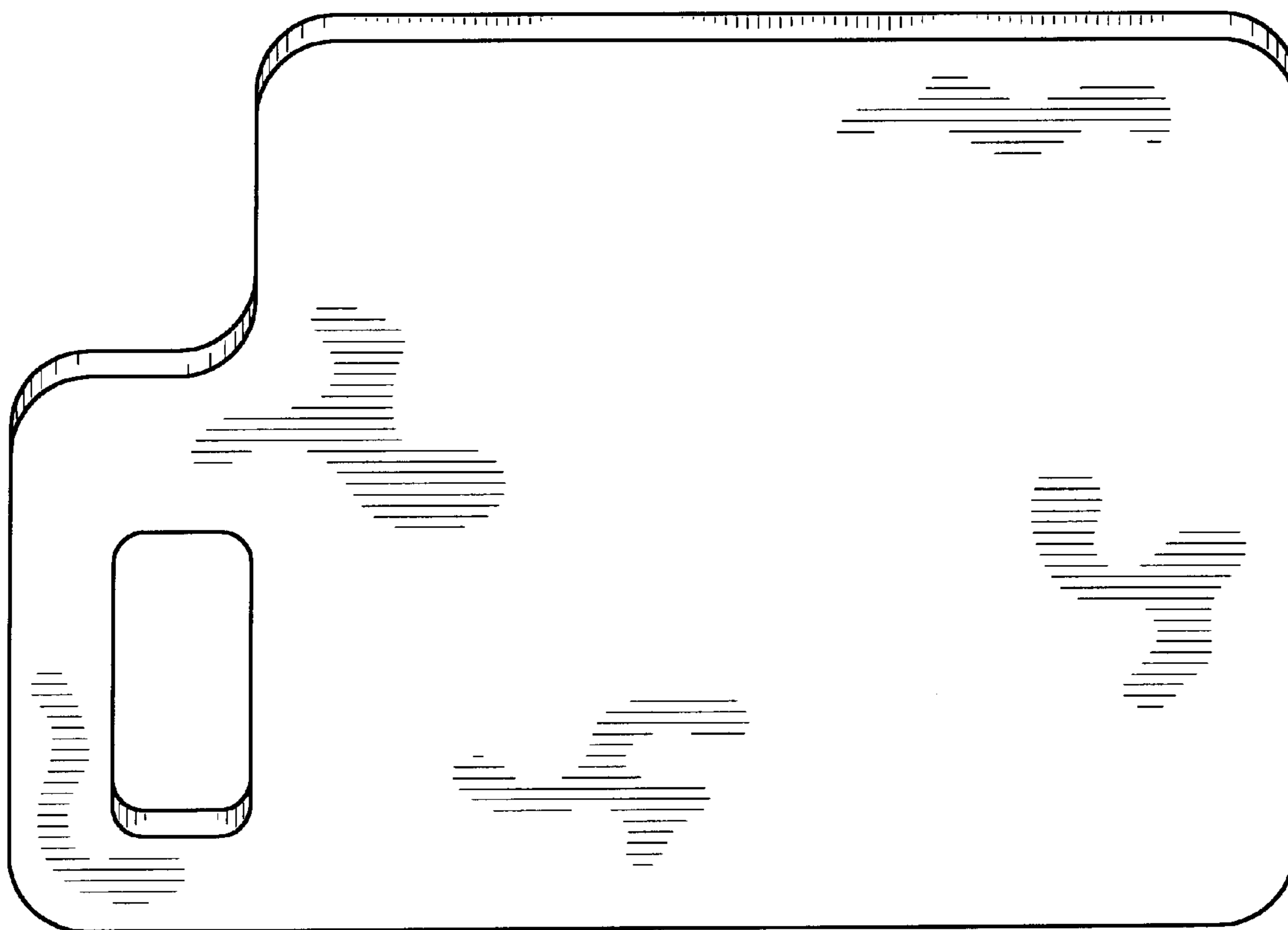
[57] CLAIM

The ornamental design for a mouse pad holder, as shown and described.

DESCRIPTION

FIG. 1 is a top perspective view of a mouse pad holder of the present design;
FIG. 2 is a side elevational view of the mouse pad holder of the present design; and,
FIG. 3 is a bottom perspective view of the mouse pad holder of the present design.

1 Claim, 1 Drawing Sheet



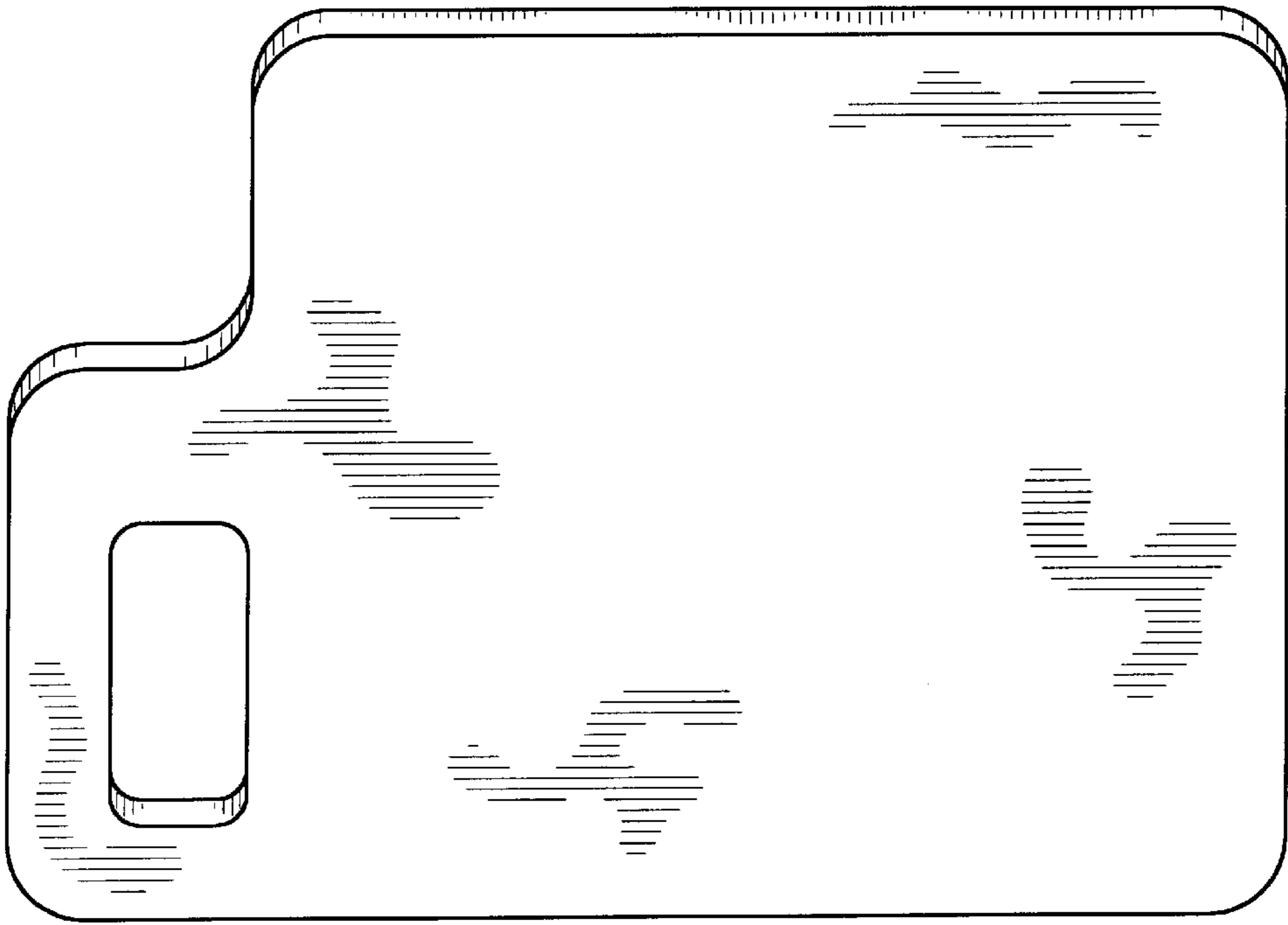


FIG-1



FIG-2

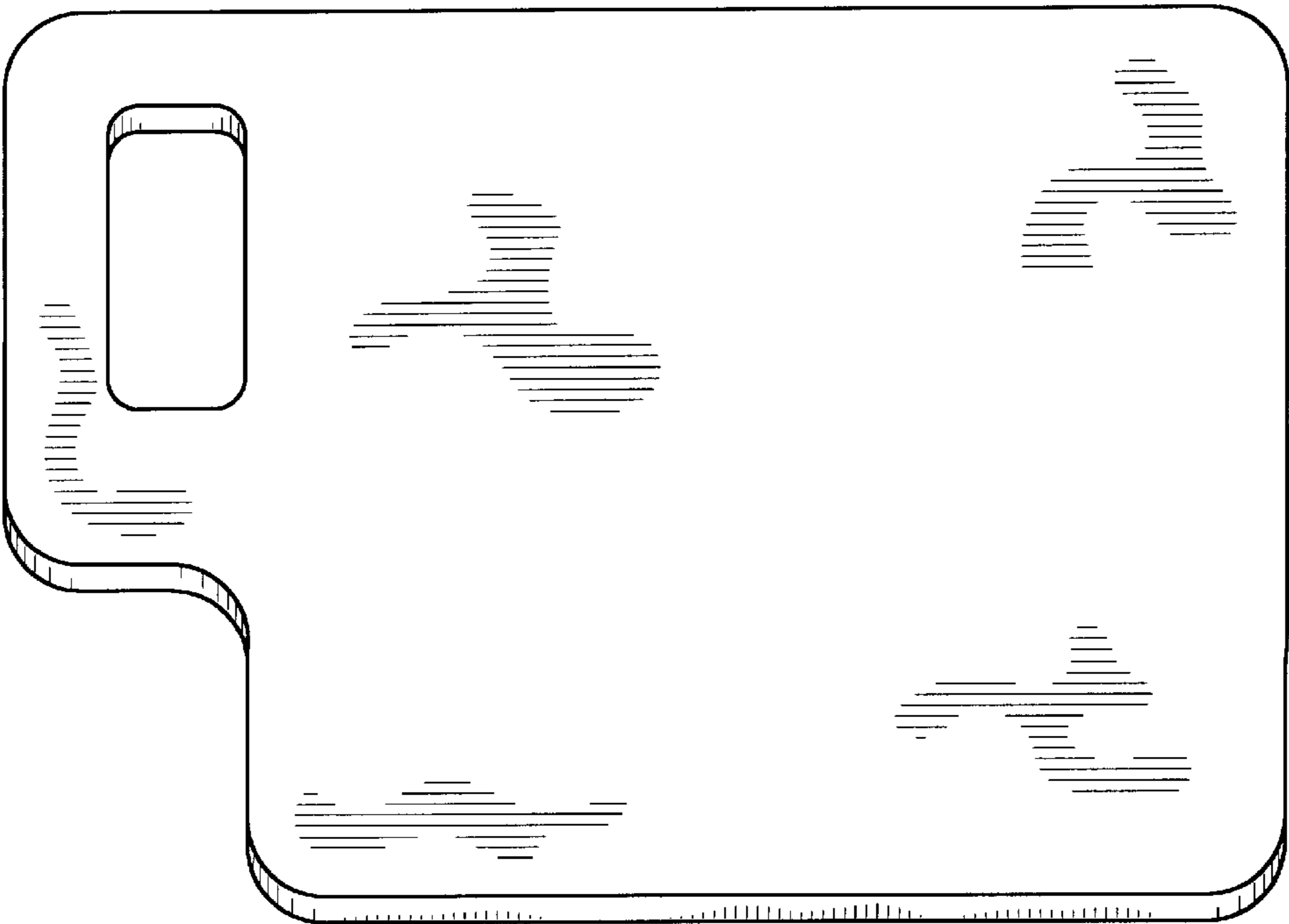


FIG-3