



US00D434039S

United States Patent [19] Inukai

[11] **Patent Number: Des. 434,039**

[45] **Date of Patent: ** Nov. 21, 2000**

[54] **IMAGE SCANNER APPARATUS**

[75] Inventor: **Yoshinori Inukai**, Kawasaki, Japan

[73] Assignee: **Canon Kabushiki Kaisha**, Tokyo, Japan

[**] Term: **14 Years**

[21] Appl. No.: **29/115,482**

[22] Filed: **Dec. 16, 1999**

[30] **Foreign Application Priority Data**

Jun. 22, 1999 [JP] Japan 11-16474

[51] **LOC (7) Cl.** **14-02**

[52] **U.S. Cl.** **D14/425**

[58] **Field of Search** D14/420, 425;
250/556; 235/454, 470, 476, 482, 483;
355/64, 65, 75, 81; D18/36, 37, 39

[56] **References Cited**

U.S. PATENT DOCUMENTS

D. 315,726 3/1991 Inukai D14/118

D. 391,930 3/1998 Cheng-Yung D14/425
D. 414,753 10/1999 Inukai D14/107
D. 415,477 10/1999 Inukai D14/107
D. 415,743 10/1999 Inukai D14/425

Primary Examiner—Freda S. Nunn
Attorney, Agent, or Firm—Fitzpatrick, Cella, Harper & Scinto

[57] **CLAIM**

The ornamental design for an image scanner apparatus, as shown and described.

DESCRIPTION

FIG. 1 is a front view of an image scanner apparatus showing my new design;
FIG. 2 is a rear view thereof;
FIG. 3 is a top plan view thereof;
FIG. 4 is a bottom plan view thereof;
FIG. 5 is a left side view thereof;
FIG. 6 is a right side view thereof; and,
FIG. 7 is a perspective view thereof.

1 Claim, 5 Drawing Sheets

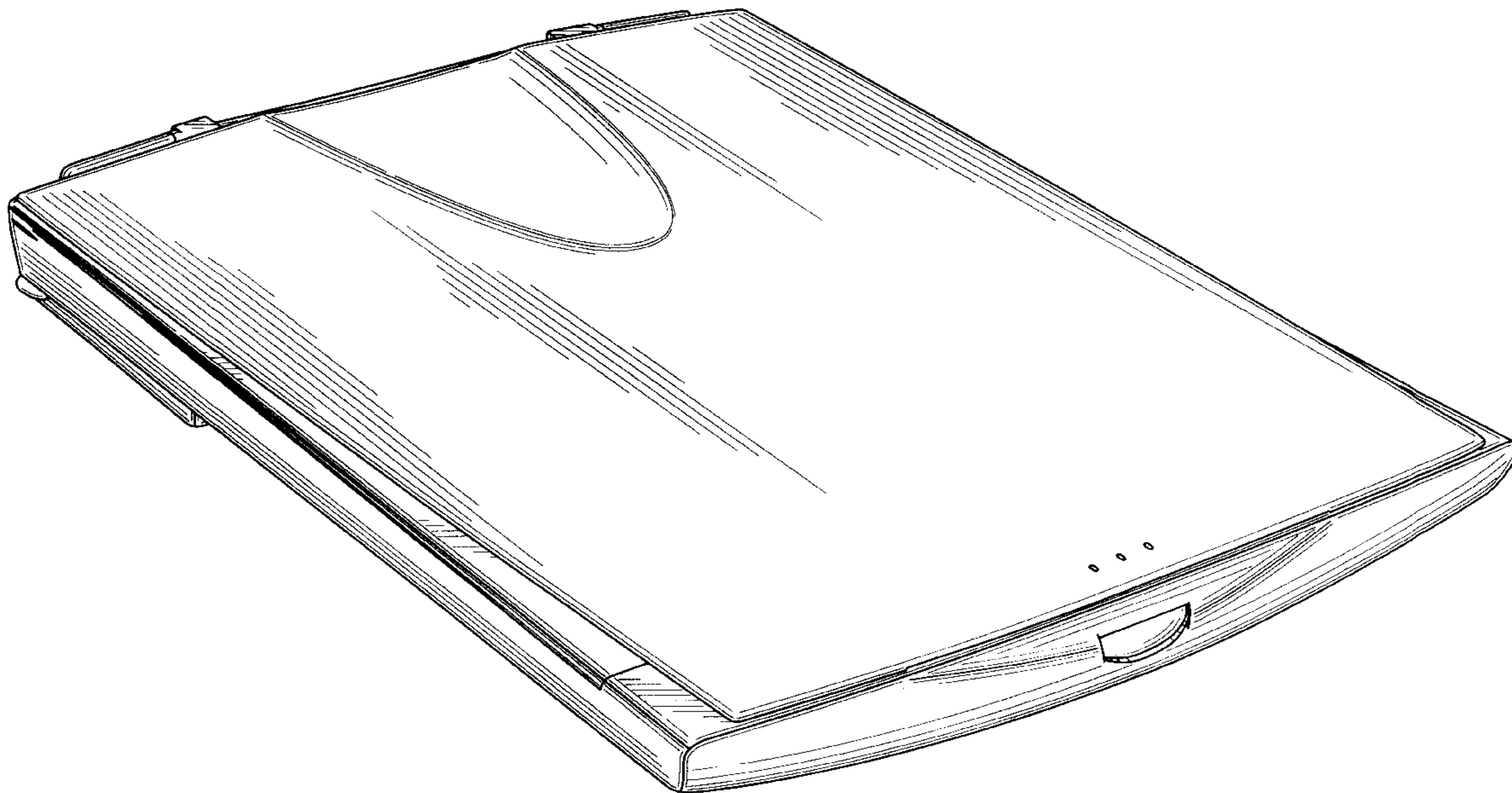


FIG. 1

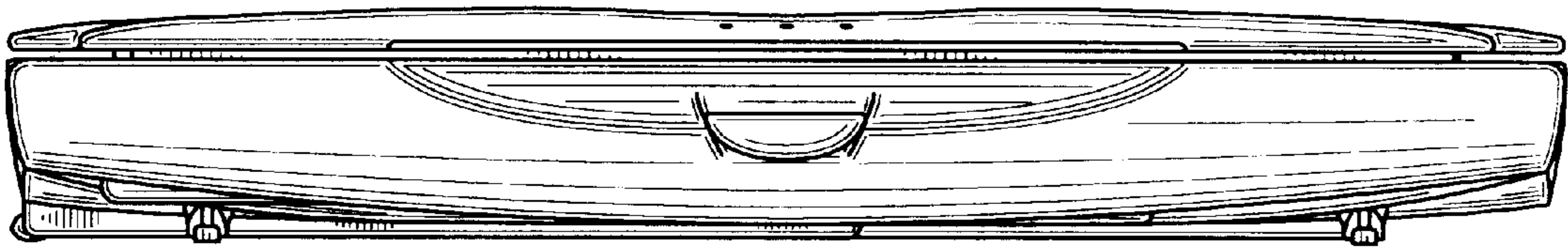


FIG. 2

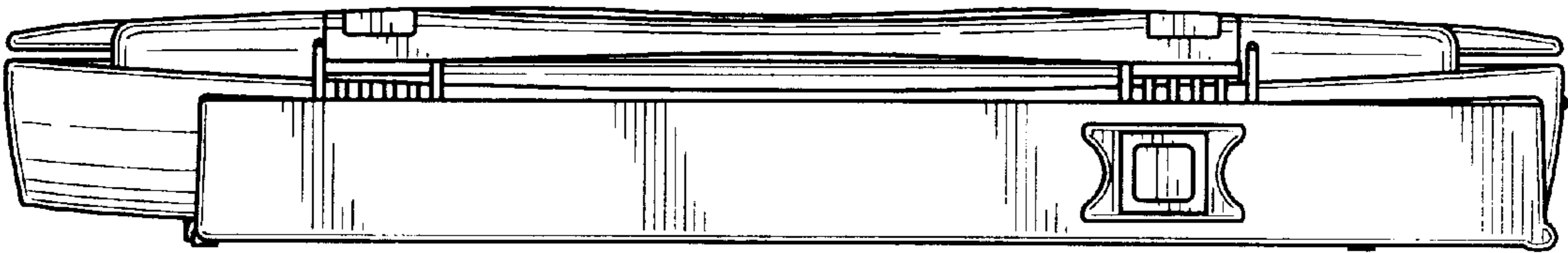


FIG. 3

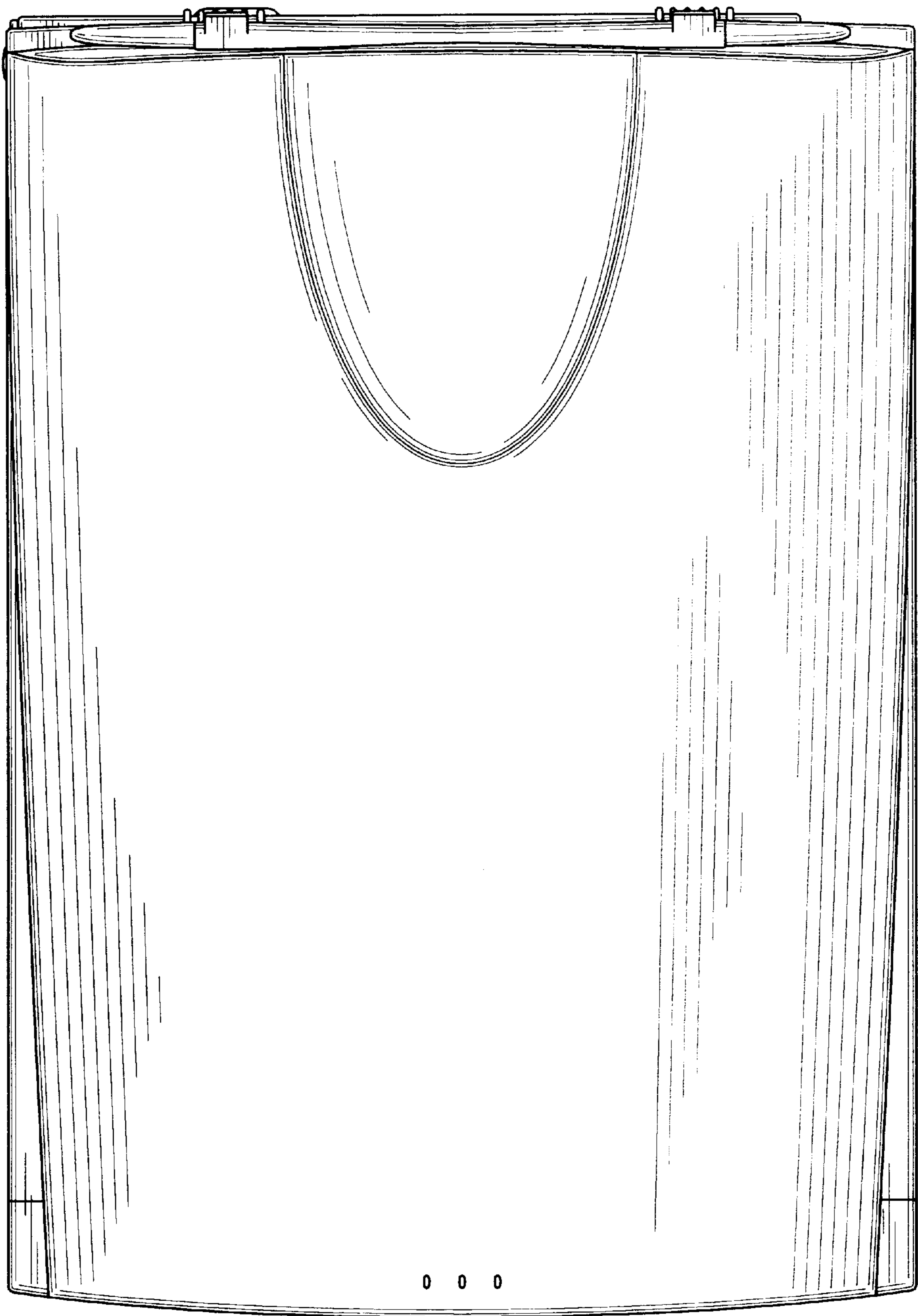


FIG. 4

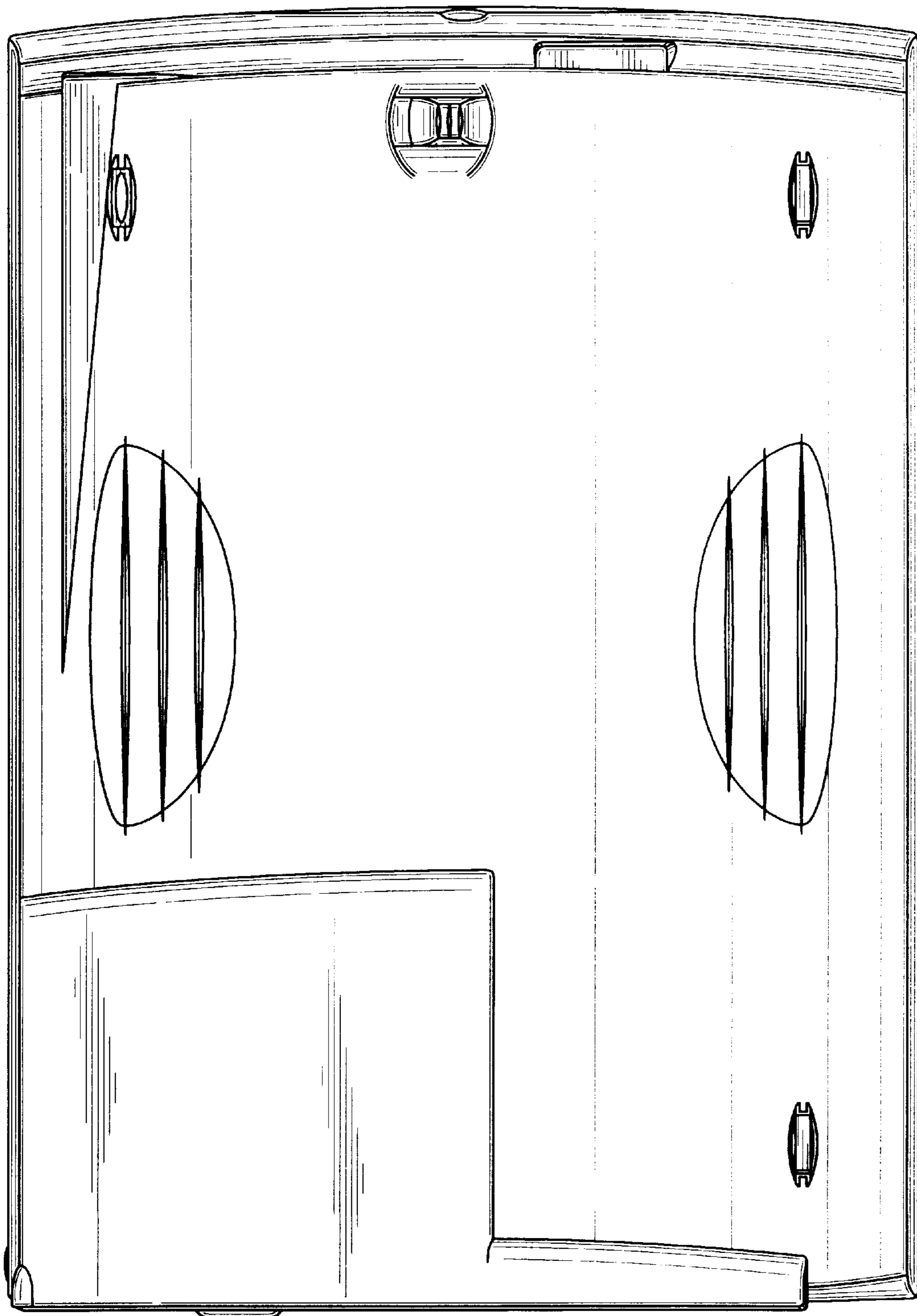


FIG. 5




FIG. 6

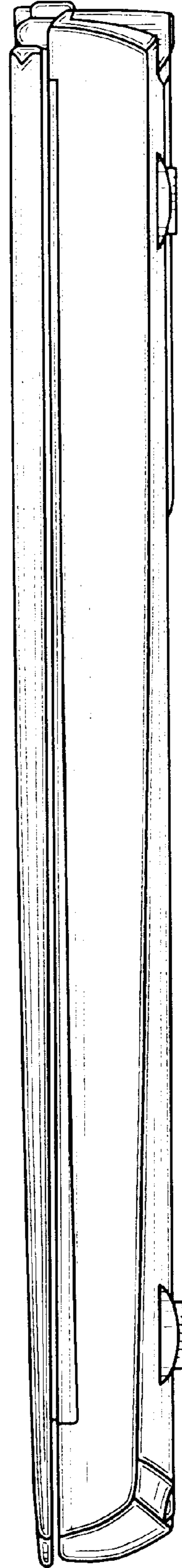


FIG. 7

