

US00D434034S

United States Patent [19]

Burke et al.

[11] Patent Number: **Des. 434,034**

[45] Date of Patent: **** Nov. 21, 2000**

[54] **HAND HELD COMPUTING DEVICE**

[75] Inventors: **Marde D. Burke**, Conroe; **Paul J. Doczy**, Bellaire, both of Tex.

[73] Assignee: **Compaq Computer Corporation**, Houston, Tex.

[**] Term: **14 Years**

[21] Appl. No.: **29/111,045**

[22] Filed: **Sep. 17, 1999**

[51] **LOC (7) Cl.** **14-02**

[52] **U.S. Cl.** **D14/341**

[58] **Field of Search** D14/341, 345, D14/346; D19/26, 59, 60; D18/1, 7; 345/104, 156, 168, 173; 364/708.1; 434/307-309; 349/12; 178/18.03

[56] **References Cited**

U.S. PATENT DOCUMENTS

- D. 346,589 5/1994 Andros D14/341
- D. 355,644 2/1995 Risko D14/346

- D. 397,679 9/1998 Hawkins et al. D14/342
- D. 406,114 2/1999 Ham et al. D14/341
- D. 423,468 4/2000 Jenkins D14/100
- D. 424,029 5/2000 Collins D14/100
- D. 424,533 5/2000 Kandalepas D14/100
- 5,555,157 9/1996 Moller et al. 361/683

Primary Examiner—Freda Nunn
Attorney, Agent, or Firm—Akin, Gump, Strauss, Hauer & Feld, LLP

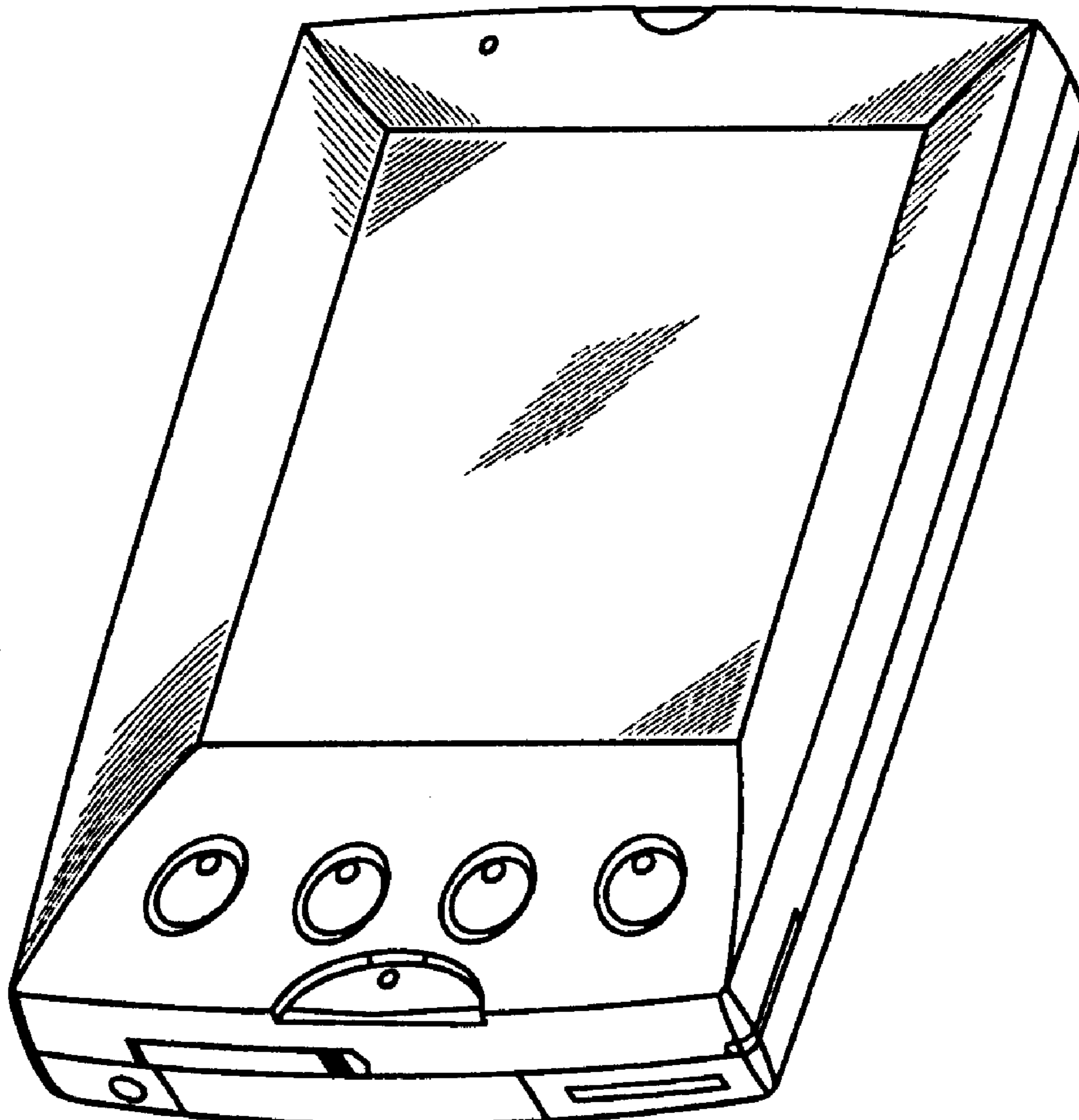
[57] **CLAIM**

The ornamental design for a hand held computing device, as shown.

DESCRIPTION

FIG. 1 is a top, front and right side perspective view of a hand held computing device showing our new design; FIG. 2 is a top view thereof; FIG. 3 is a front view thereof; FIG. 4 is a right-side view thereof; FIG. 5 is a left-side view thereof; FIG. 6 is a rear view thereof; and, FIG. 7 is a bottom view thereof.

1 Claim, 3 Drawing Sheets



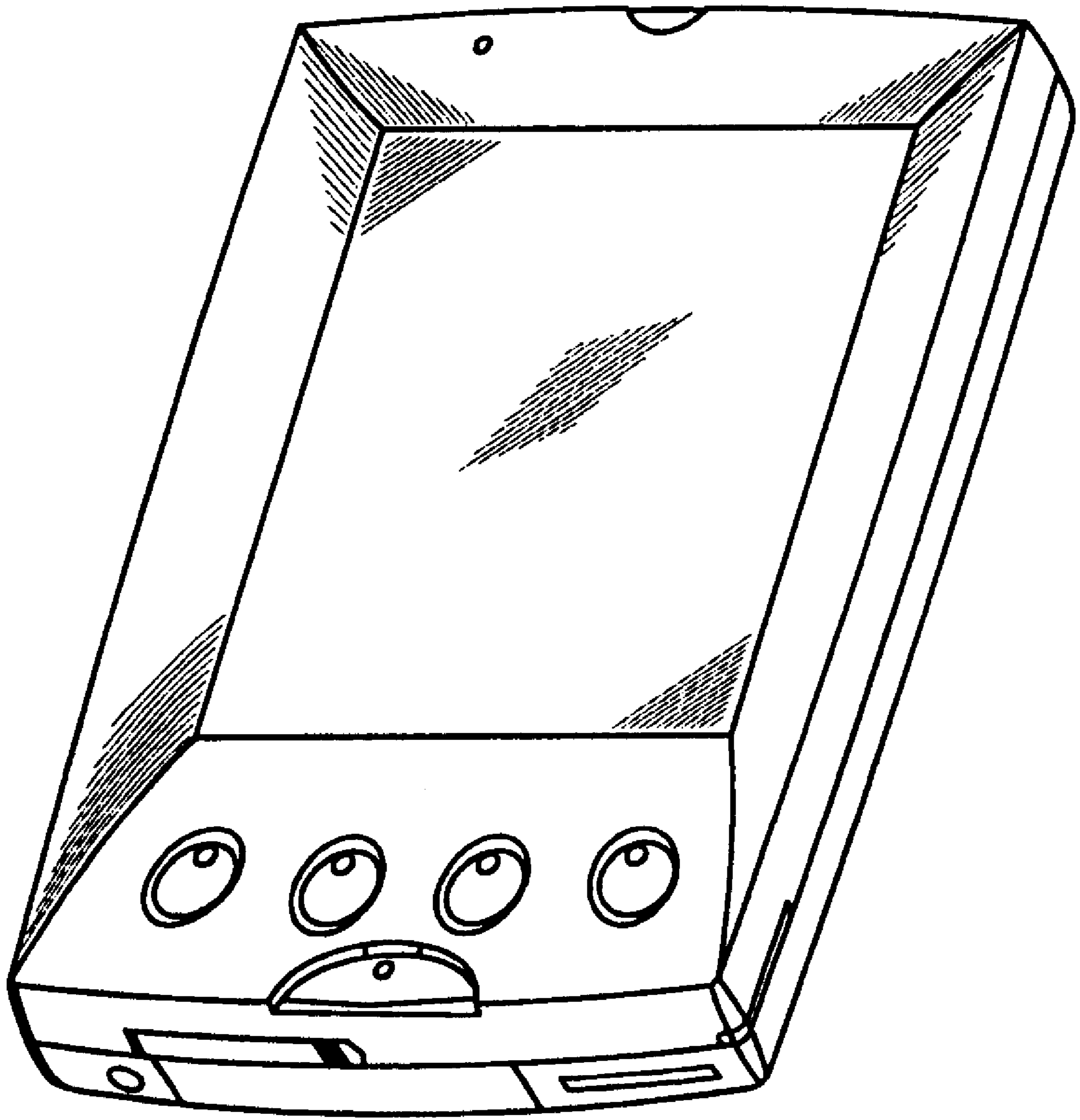


FIG. 1



FIG. 5




FIG. 2



FIG. 4

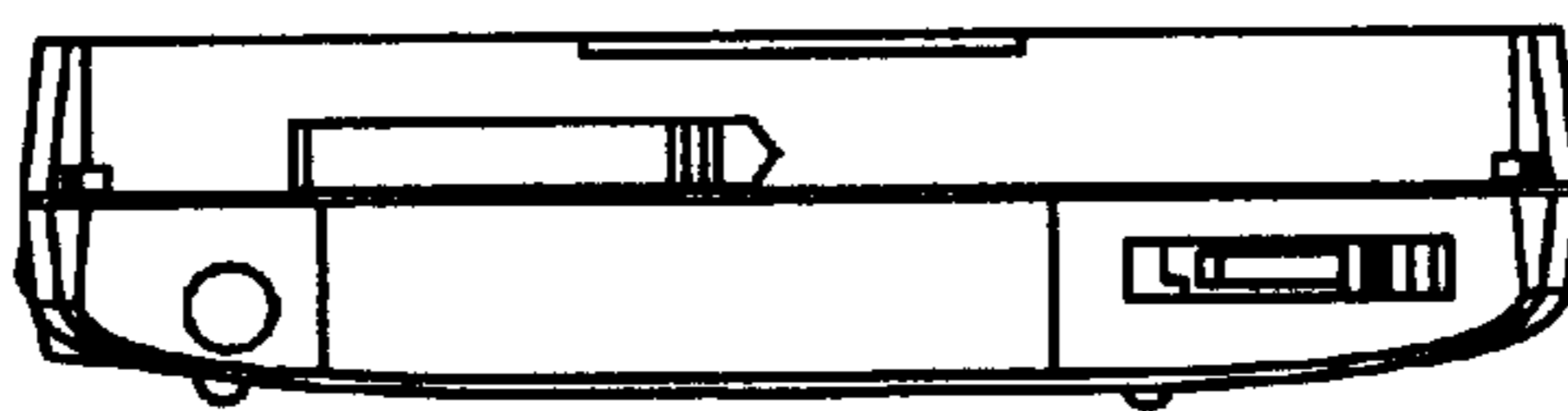


FIG. 3

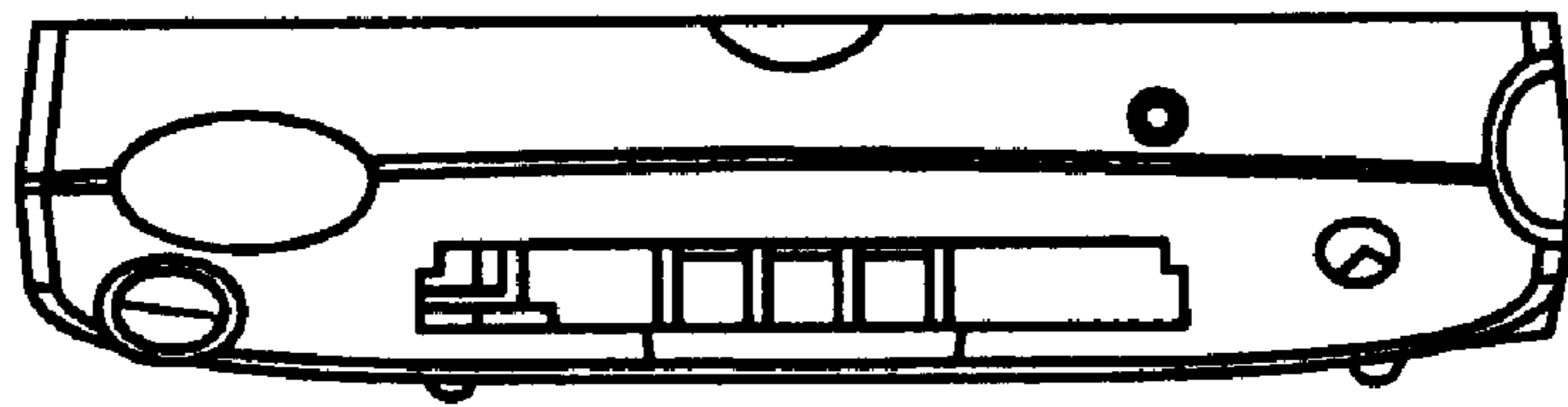


FIG. 6

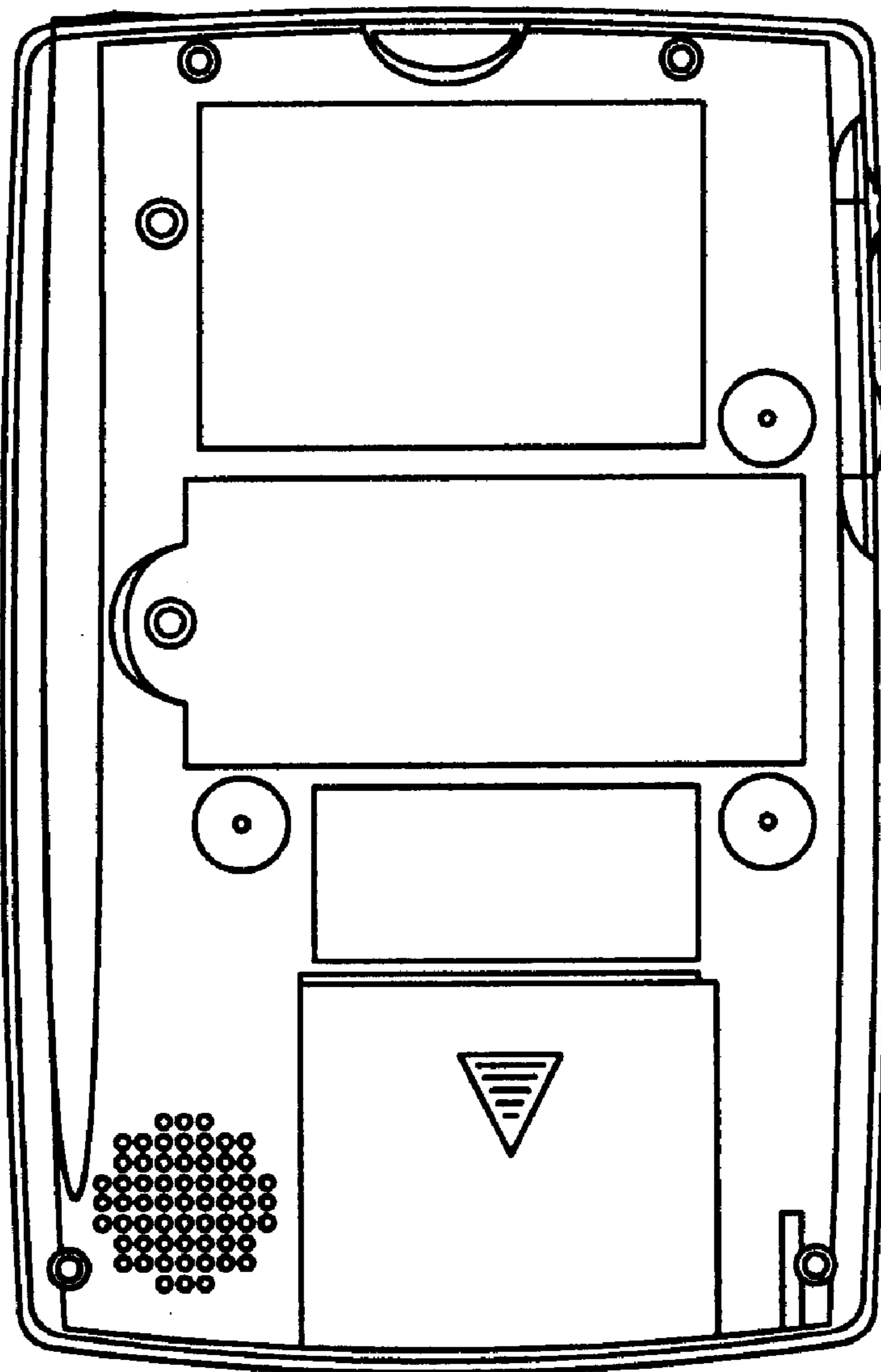


FIG. 7