



US00D434030S

United States Patent [19]
Colprit et al.

[11] **Patent Number: Des. 434,030**

[45] **Date of Patent: ** Nov. 21, 2000**

[54] **COMPUTER SYSTEM HOUSING**

D. 396,031 7/1998 Chiodo et al. D14/308
D. 397,673 9/1998 Heberling et al. D14/308

[75] Inventors: **Jonathan A. Colprit**, Rollinsford, N.H.;
Mathew J. Palazola, Gloucester, Mass.;
Daniel D. Gonsalves, Hudson, N.H.;
Christopher E. Chiodo, Andover,
Mass.

Primary Examiner—Freda Nunn
Attorney, Agent, or Firm—Conley, Rose & Tayon, PC; B.
Noel Kivlin

[73] Assignee: **Sun Microsystems, Inc.**, Palo Alto,
Calif.

[57] **CLAIM**

[**] Term: **14 Years**

The ornamental design for a computer system housing, as
shown and described.

[21] Appl. No.: **29/108,258**

DESCRIPTION

[22] Filed: **Jul. 22, 1999**

FIG. 1 is a front view of a computer system housing;
FIG. 2 is a right side view of a computer system housing;
FIG. 3 is a left side view of a computer system housing;
FIG. 4 is a top view of a computer system housing; and,
FIG. 5 is a perspective view of a computer system housing.
The undisclosed rear view is not a part of the claimed design.

[51] **LOC (7) Cl.** **14-02**

[52] **U.S. Cl.** **D14/308**

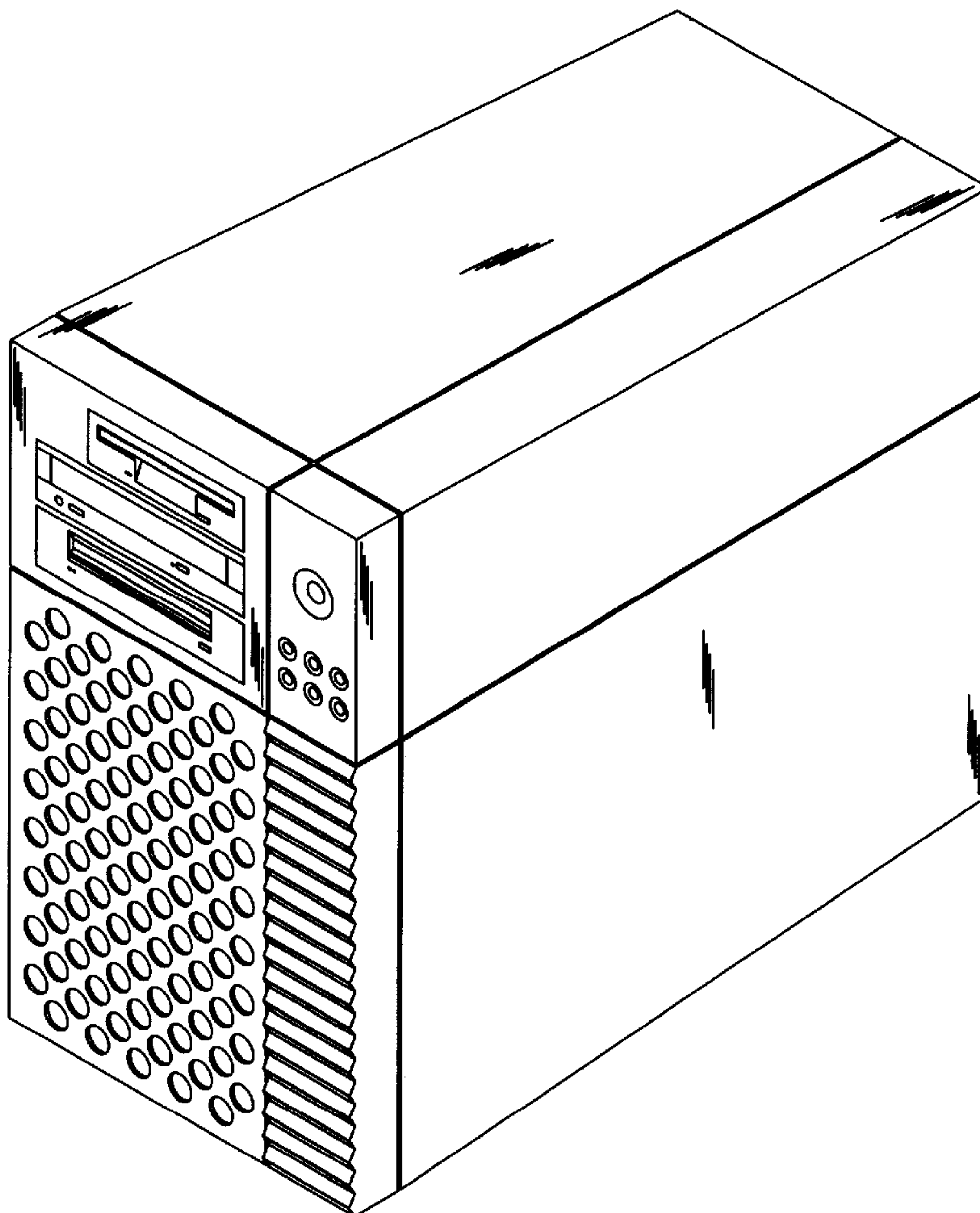
[58] **Field of Search** D14/300-302,
D14/308, 311, 348, 349; D13/162, 184,
199; D6/441; 312/223.2; 369/34, 36

[56] **References Cited**

U.S. PATENT DOCUMENTS

D. 311,177 10/1990 Peters, III D14/308

1 Claim, 5 Drawing Sheets



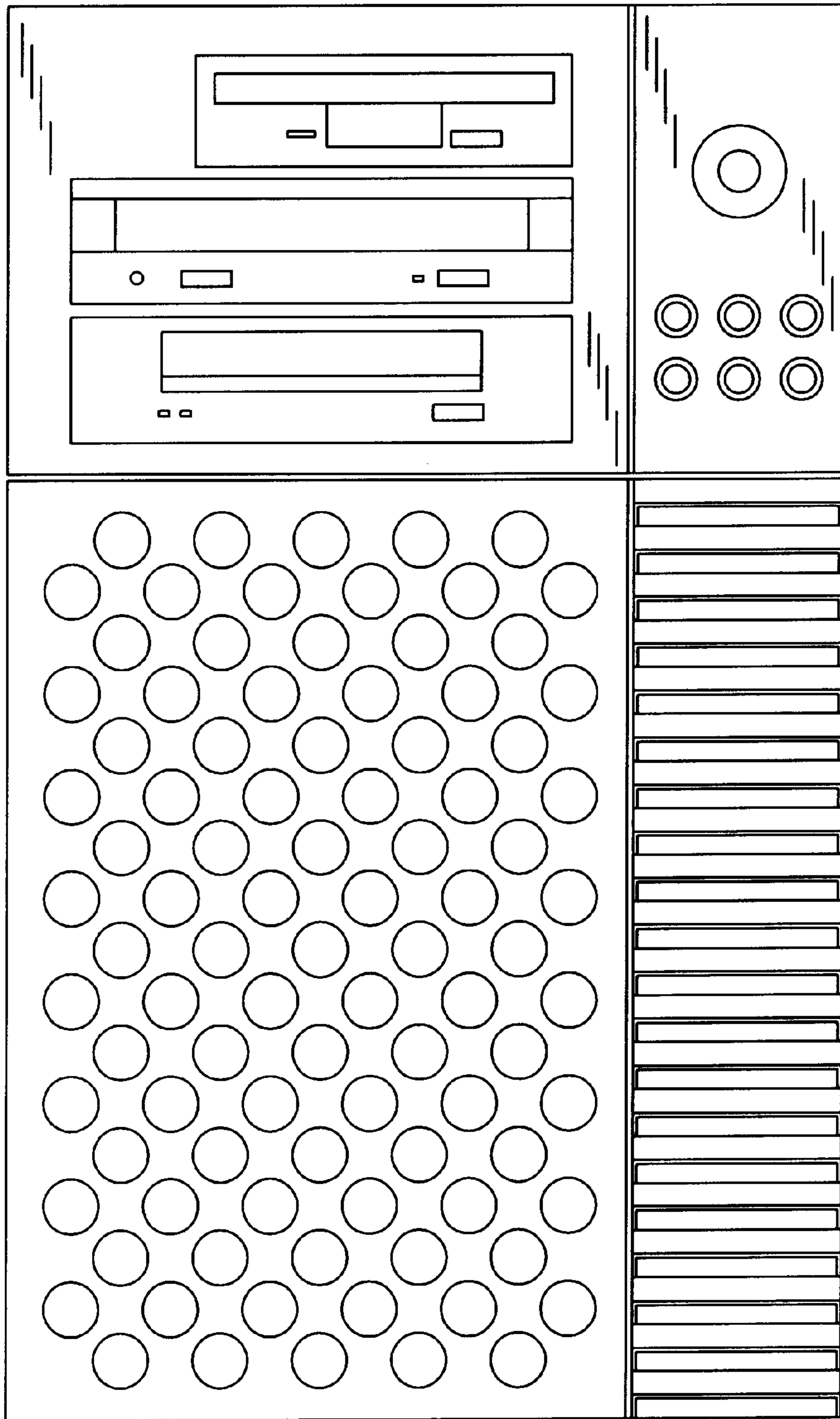


FIG. 1




FIG. 2




FIG. 3




FIG. 4

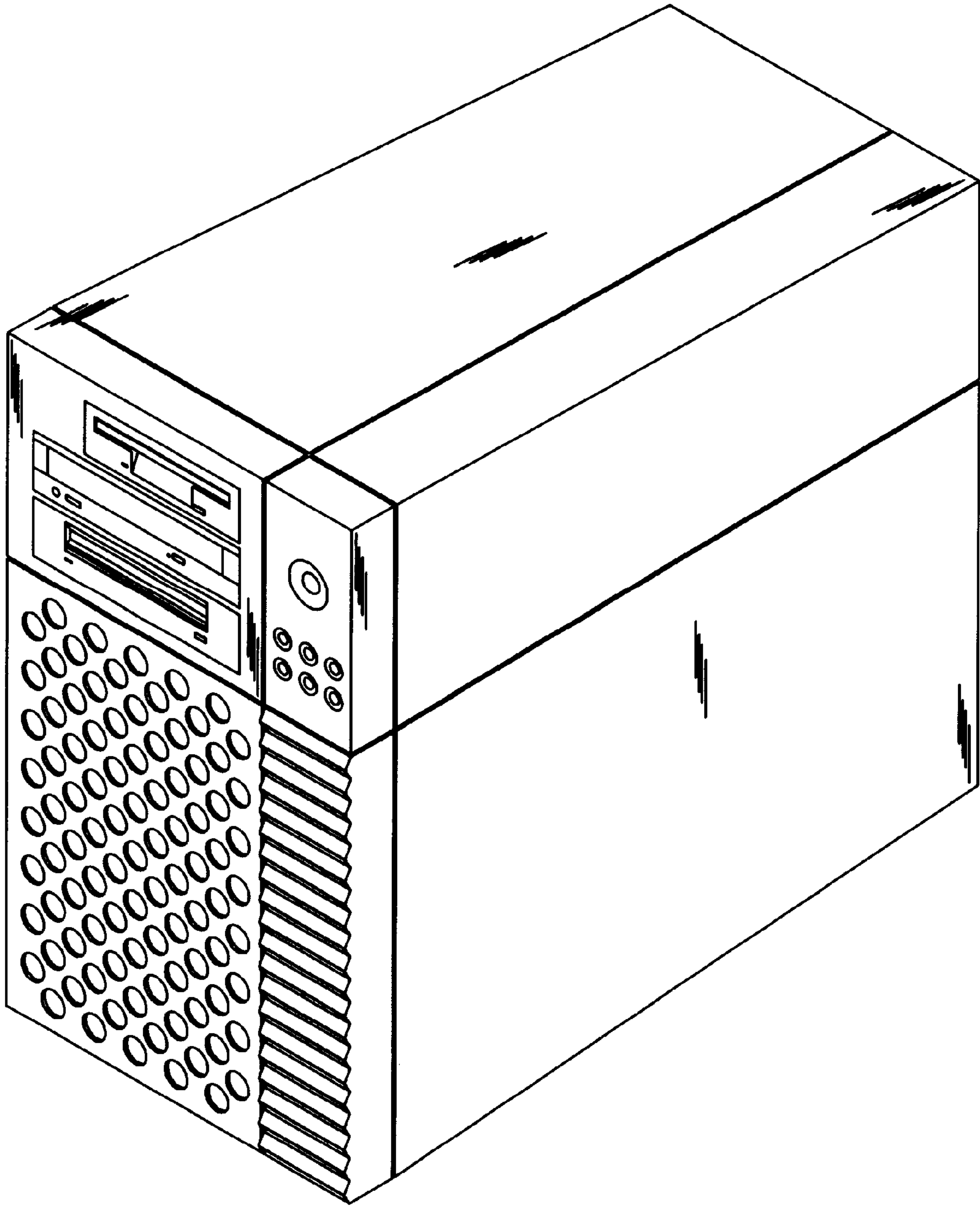


FIG. 5