



US00D434027S

United States Patent [19]

[11] Patent Number: Des. 434,027

Barhold et al.

[45] Date of Patent: ** Nov. 21, 2000

[54] REMOTE CONTROL UNIT

[75] Inventors: **Thomas B. Barhold**, Westbury;
Jonathan Hughes, Amherst; **Chris Verzulli**, Setauket; **Edward Thibault**, Elma, all of N.Y.

[73] Assignee: **U.S. Electronics Coomponents Corp.**, Port Jefferson Station, N.Y.

[**] Term: **14 Years**

[21] Appl. No.: **29/111,854**

[22] Filed: **Oct. 4, 1999**

- D. 372,716 8/1996 Thorne, III .
- D. 373,588 9/1996 Bowen, Jr. et al. .
- D. 376,366 12/1996 Patton et al. .
- D. 378,093 2/1997 Rutter et al. .
- D. 379,816 6/1997 Laituri et al. .
- D. 381,634 7/1997 Yanku .
- D. 382,878 8/1997 Erlin .
- D. 387,766 12/1997 Schultz et al. .
- D. 394,264 5/1998 Sakamoto et al. .
- D. 396,468 7/1998 Schindler et al. .
- D. 398,009 9/1998 Huppertz et al. .
- D. 401,587 11/1998 Rudolph .
- D. 407,090 3/1999 Althans D14/218

Related U.S. Application Data

[63] Continuation of application No. 29/103,009, Apr. 6, 1999, Pat. No. Des. 424,062.

[51] LOC (7) Cl. **16-03**

[52] U.S. Cl. **D14/218**

[58] Field of Search D14/217, 218,
D14/124, 299; D10/104, 106; D13/168;
D21/566; 348/734; 455/151.1-151.4, 352-355,
251.1; 200/331

References Cited

U.S. PATENT DOCUMENTS

- D. 363,287 10/1995 Laituri .
- D. 363,720 10/1995 Lagohm .
- D. 366,042 1/1996 Laituri .
- D. 366,876 2/1996 Labohm .
- D. 368,264 3/1996 Laituri .

Primary Examiner—Louis S. Zarfes
Assistant Examiner—G. Andoll
Attorney, Agent, or Firm—Hoffmann & Baron, LLP

[57] CLAIM

The ornamental design for a remote control unit, as shown and described.

DESCRIPTION

FIG. 1 is a front view of a remote control unit showing our new design;
FIG. 2 is a left side view thereof, the right side being a mirror image;
FIG. 3 is a back view thereof;
FIG. 4 is a top elevation view thereof; and,
FIG. 5 is a bottom elevation view thereof.
The broken line showing of the buttons in FIG. 1 is for illustrative purposes only, and forms no part of the claimed design.

1 Claim, 4 Drawing Sheets

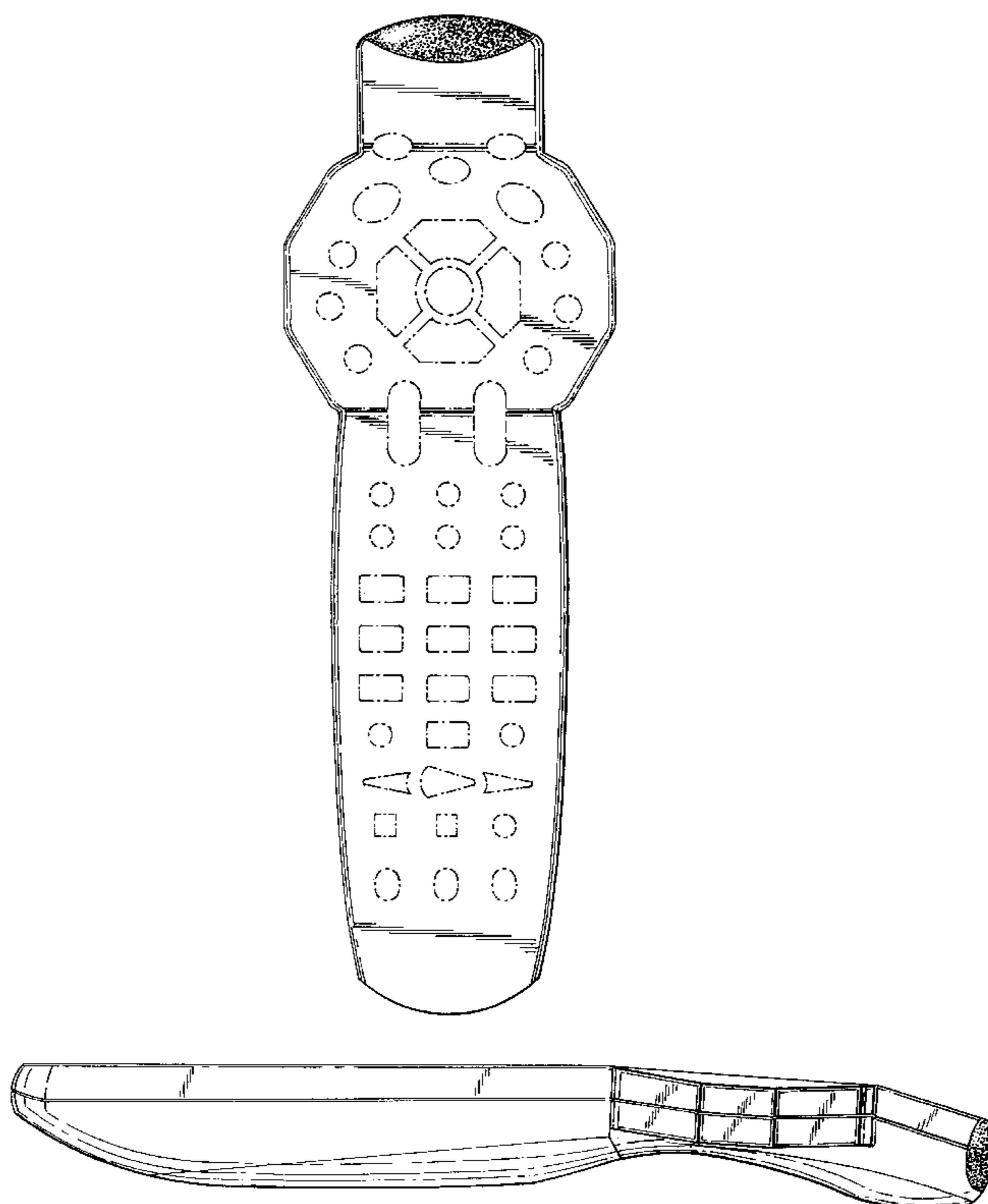
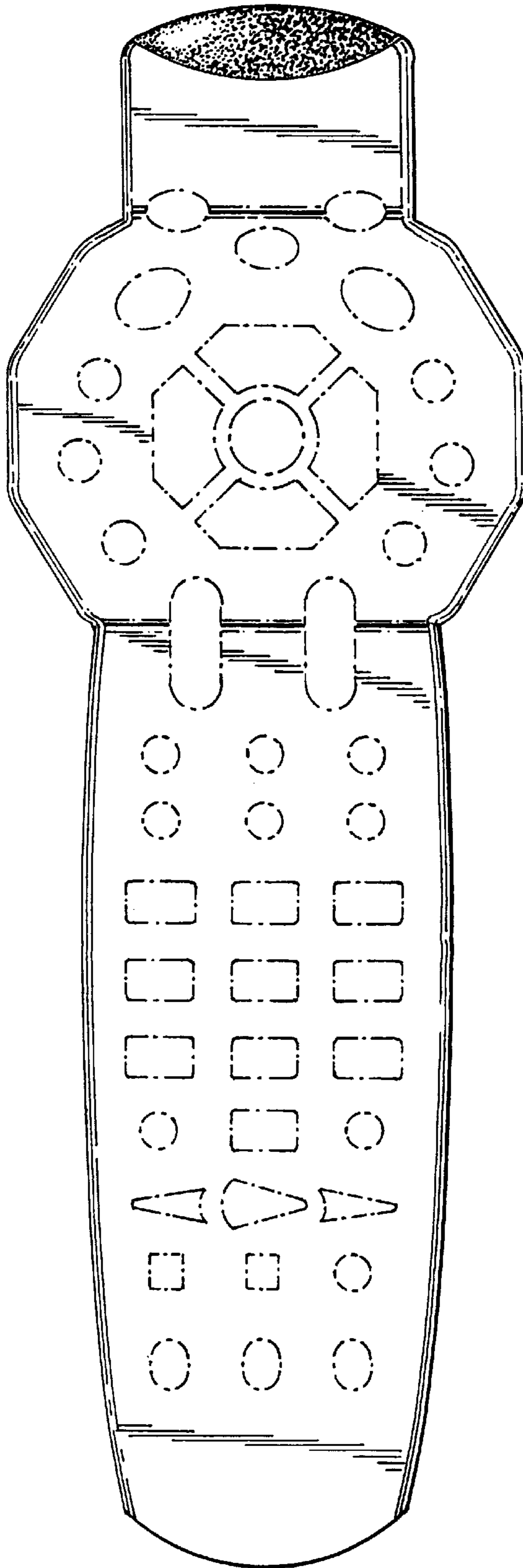


Fig. 1



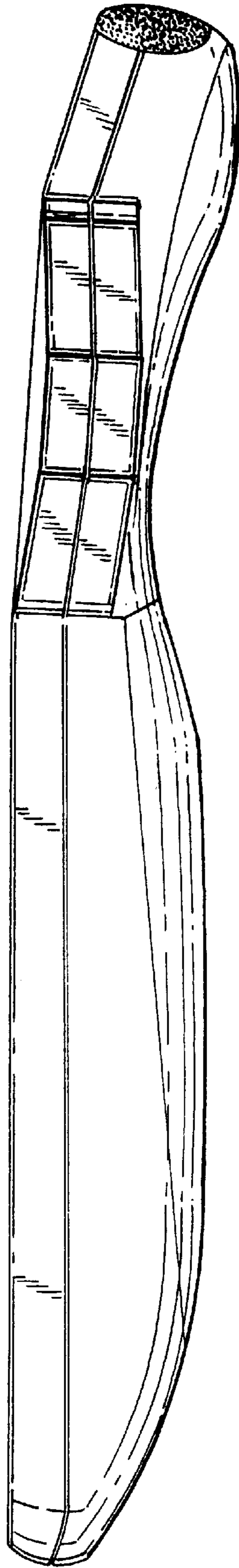
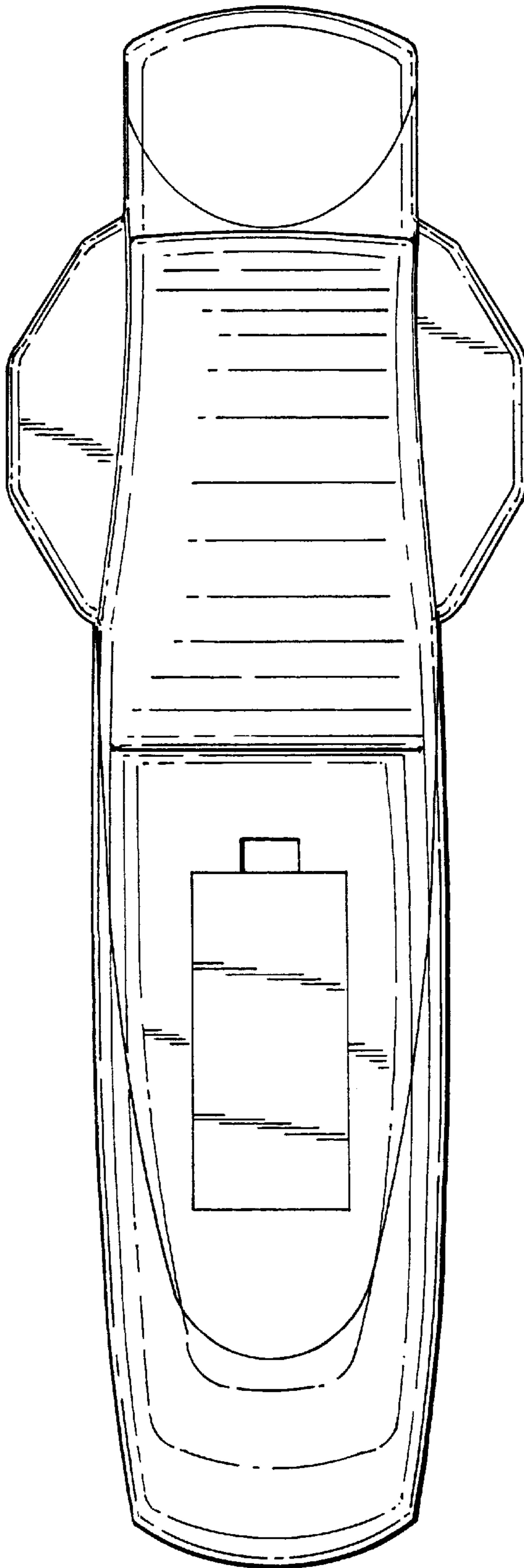


Fig. 2

Fig. 3



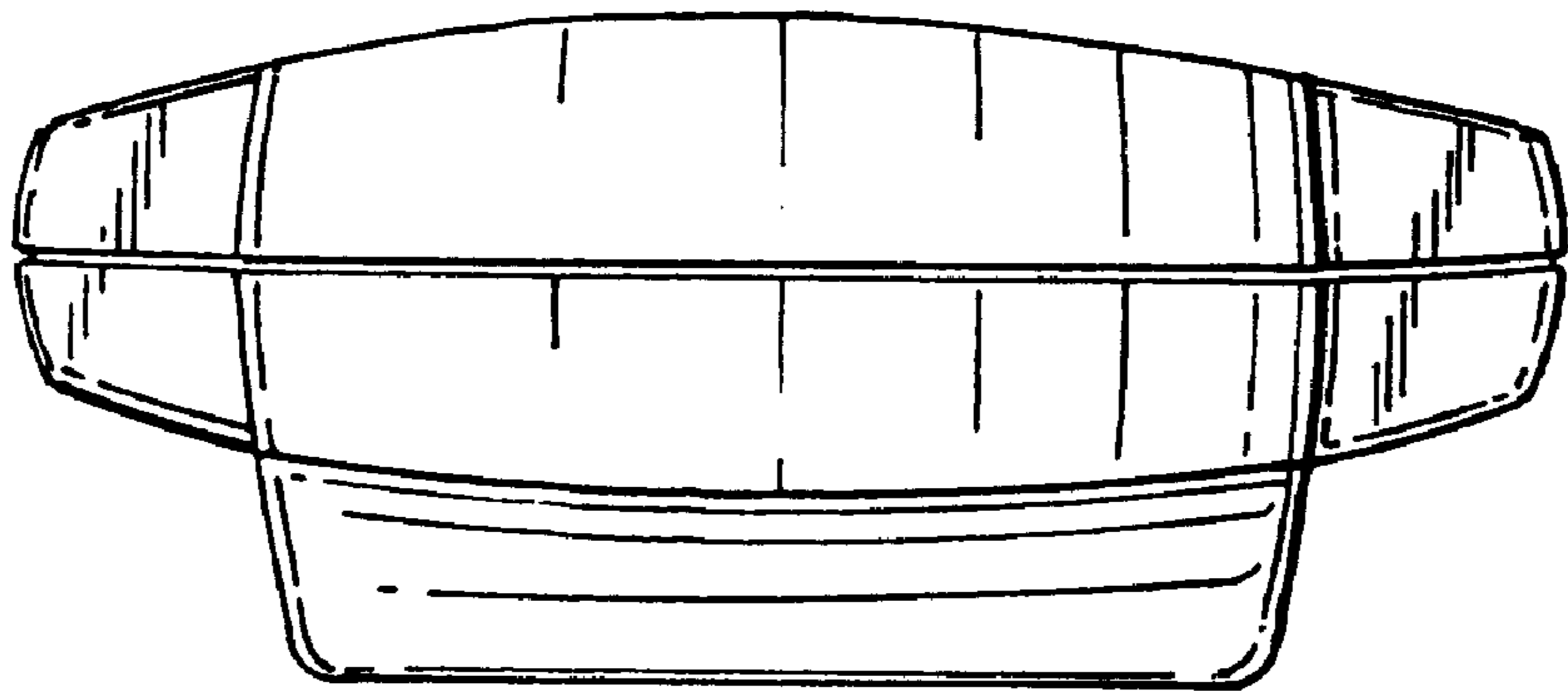


Fig. 4




Fig. 5