



US00D434023S

# United States Patent [19]

Tsuyuguchi et al.

[11] Patent Number: **Des. 434,023**

[45] Date of Patent: **\*\* Nov. 21, 2000**

[54] **MAGNETIC DISC RECORDING/  
REPRODUCING APPARATUS WITH  
SEMICONDUCTOR MEMORY CARD  
RECORDING/REPRODUCING DEVICE**

[75] Inventors: **Hiroshi Tsuyuguchi; Tsuyoshi Osawa;  
Kunihiko Murao**, all of Musashino,  
Japan

[73] Assignee: **TEAC Corporation**, Tokyo, Japan

[\*\*] Term: **14 Years**

[21] Appl. No.: **29/113,644**

[22] Filed: **Nov. 9, 1999**

[30] **Foreign Application Priority Data**

May 11, 1999	[JP]	Japan	11-12236
May 11, 1999	[JP]	Japan	11-12237
May 11, 1999	[JP]	Japan	11-12238

[51] **LOC (7) Cl.** ..... **14-01**

[52] **U.S. Cl.** ..... **D14/156; D14/167**

[58] **Field of Search** ..... D14/109, 135-136,  
D14/156-157, 160-165, 167-168, 188,  
197-198, 257-260, 369; 369/75.1, 75.2,  
77.1, 77.2

[56] **References Cited**

**U.S. PATENT DOCUMENTS**

D. 342,726	12/1993	Hirose et al.	D14/369
D. 376,587	12/1996	Nakada	D14/109
D. 391,957	3/1998	Ito et al.	D14/160 X
4,674,080	6/1987	Higuchi et al.	369/77.2
5,650,891	7/1997	Thayne et al.	369/77.2 X

*Primary Examiner*—Nanda Bondade  
*Attorney, Agent, or Firm*—Ladas & Parry

[57] **CLAIM**

The ornamental design for a magnetic disc recording/reproducing apparatus with semiconductor memory card recording/reproducing device, as shown and described.

**DESCRIPTION**

FIG. 1 is a perspective view of a magnetic disc recording/reproducing apparatus with semiconductor memory card recording/reproducing device showing our new design; FIG. 2 is a front view thereof; FIG. 3 is a rear view thereof; FIG. 4 is a top view thereof, the bottom view being an inverted image of the top view; FIG. 5 is a right side view thereof; and, FIG. 6 is a left side view thereof.

**1 Claim, 2 Drawing Sheets**

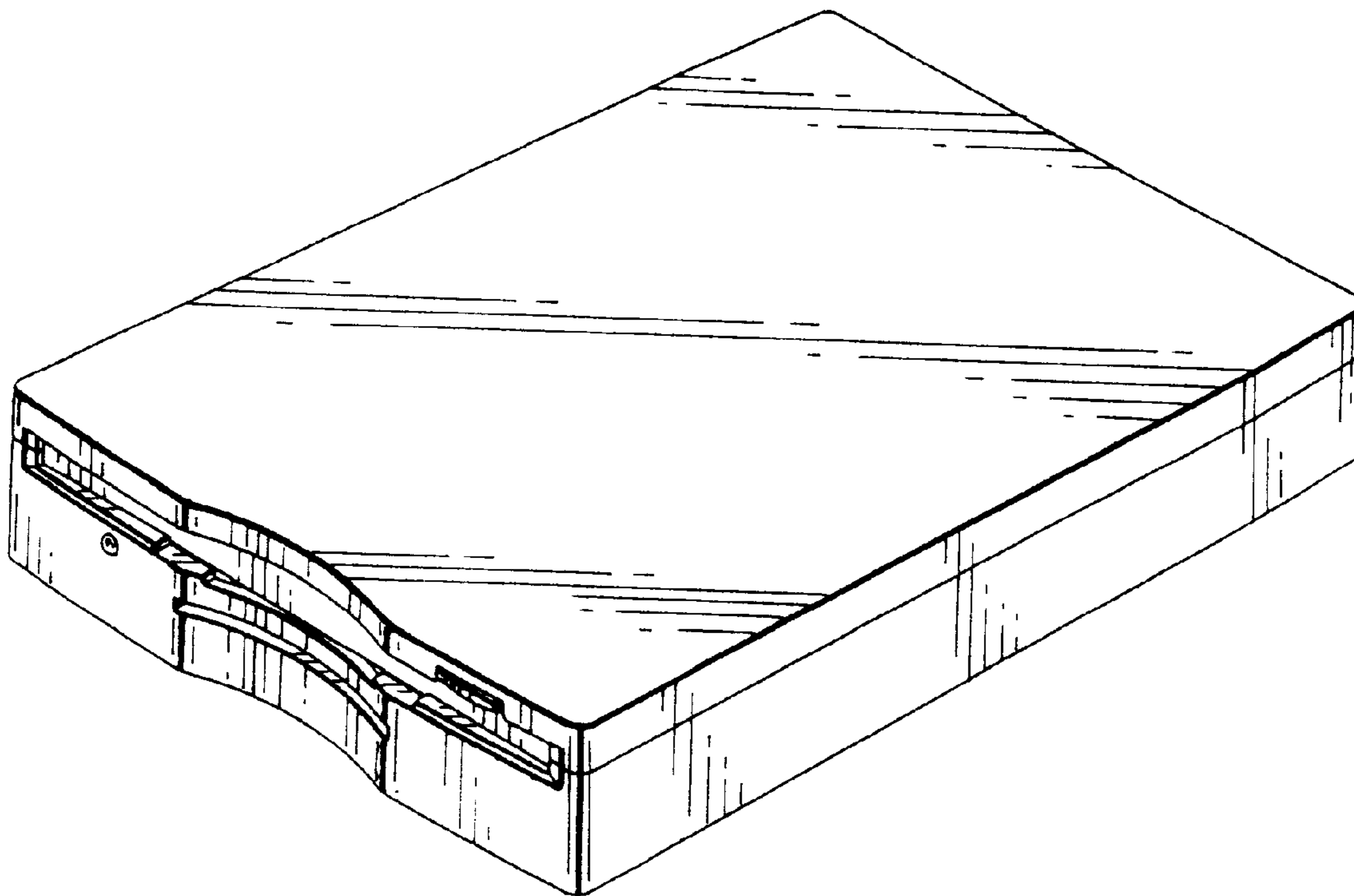


FIG. 1

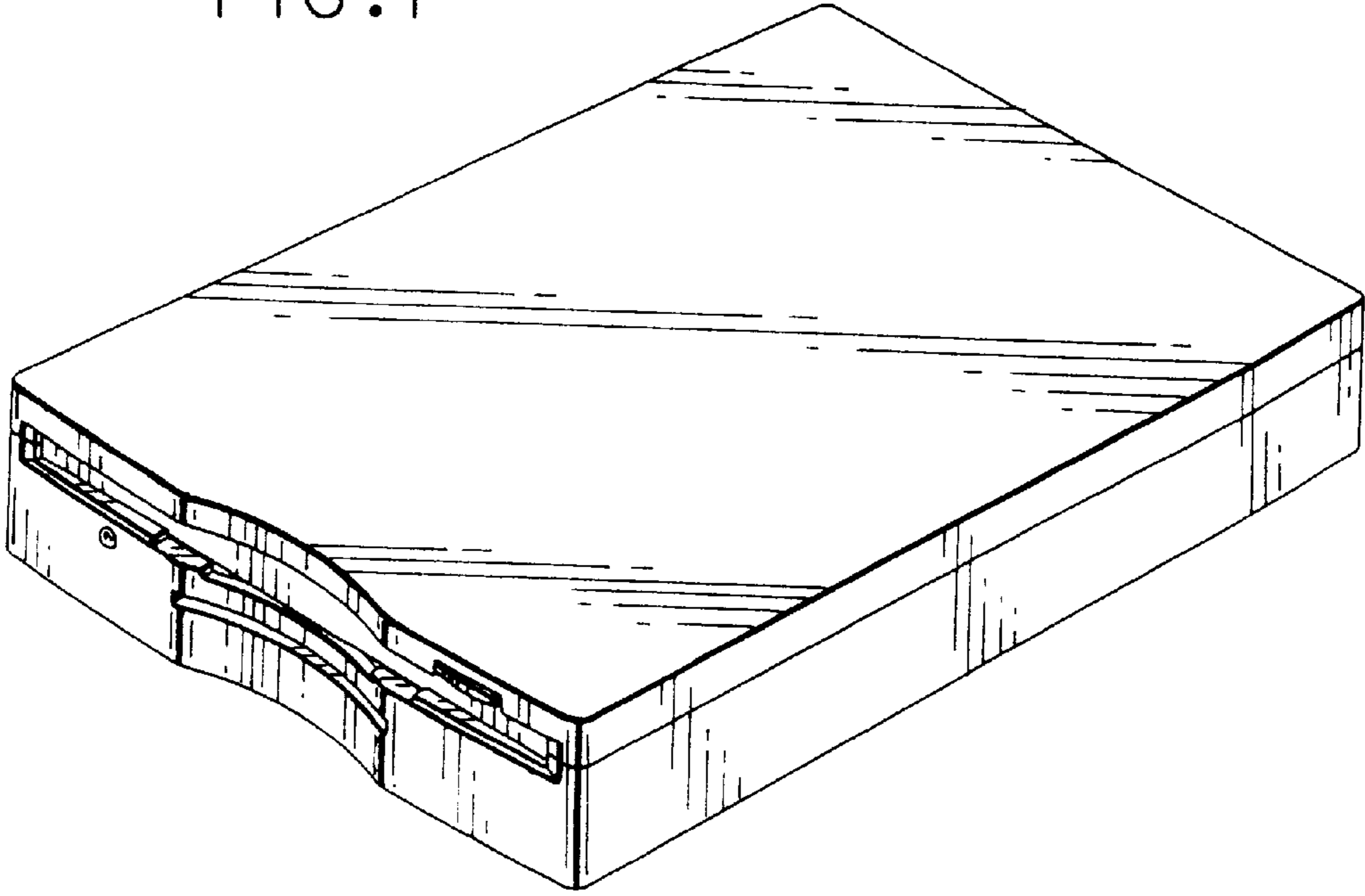


FIG. 2

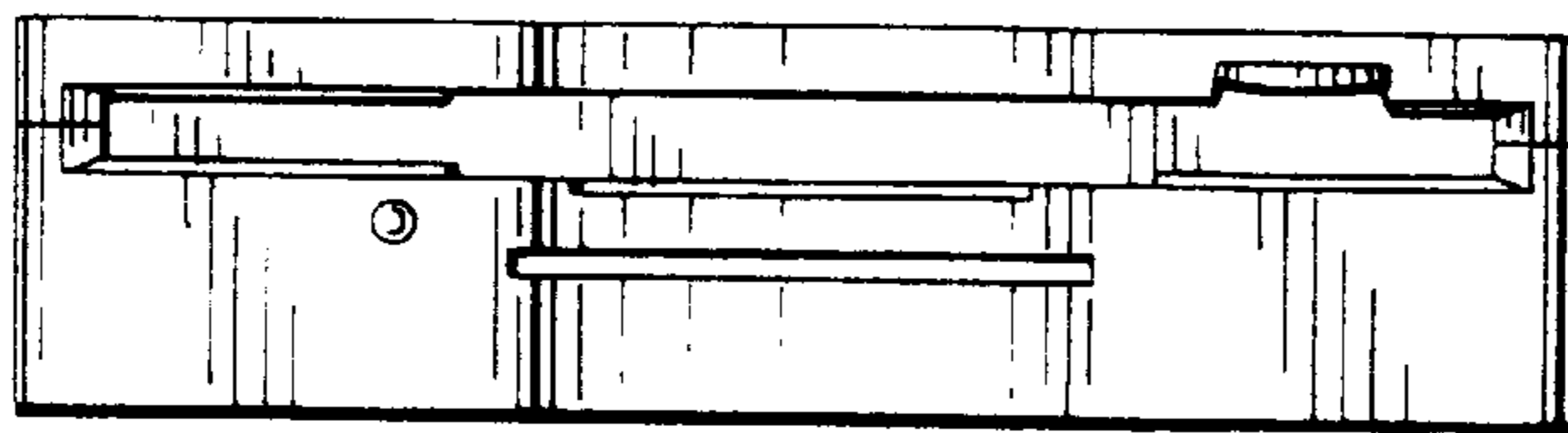


FIG. 3

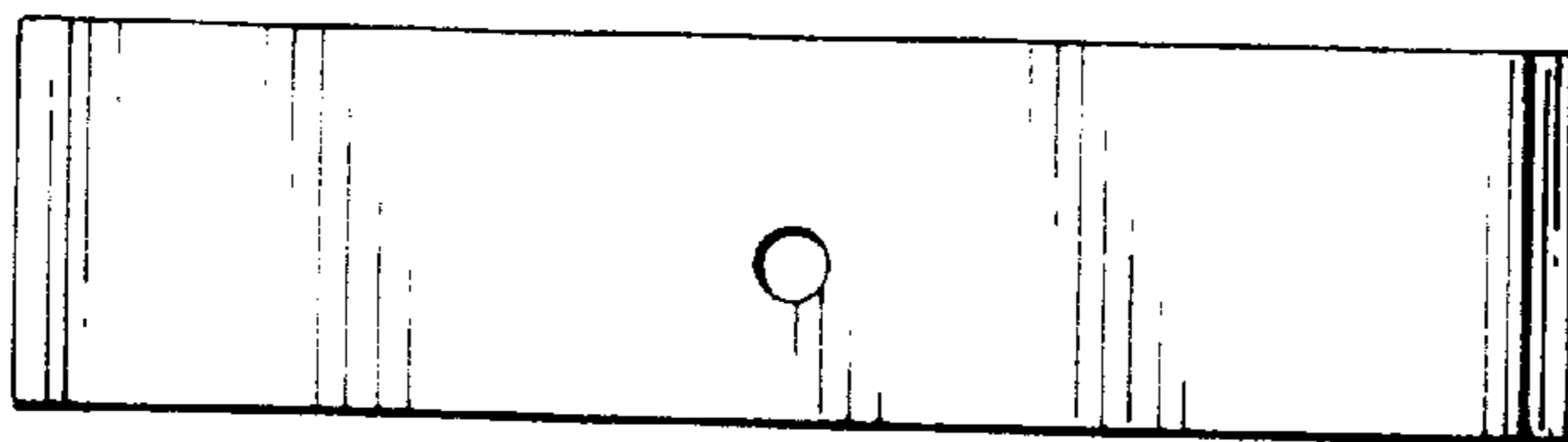


FIG. 4




FIG. 5




FIG. 6

