



US00D434019S

United States Patent [19]

Abed et al.

[11] Patent Number: Des. 434,019

[45] Date of Patent: ** Nov. 21, 2000

[54] **PORTABLE TELEPHONE HANDSET**

[75] Inventors: **Tark Abed**, Palo Alto; **Shawn Gary Hanna**, Woodside; **Tony Lillios**, Palo Alto; **Josh Willard Ferguson**, San Francisco, all of Calif.; **Midori Yonezawa**; **Tadamasa Hayakawa**, both of Tokyo, Japan

[73] Assignee: **Mitsubishi Denki Kabushiki Kaisha**, Tokyo, Japan

[**] Term: **14 Years**

[21] Appl. No.: **29/119,621**

[22] Filed: **Feb. 29, 2000**

Related U.S. Application Data

[62] Division of application No. 29/102,075, Mar. 17, 1999, Pat. No. Des. 426,218.

[51] **LOC (7) Cl.** **14-03**

[52] **U.S. Cl.** **D14/138**

[58] **Field of Search** D14/137, 138, D14/144, 147-148, 247-248, 250, 240, 140-142, 191, 100; 379/433.434, 419, 420, 428, 440, 447; 455/550-575, 90, 347-349

[56] References Cited

U.S. PATENT DOCUMENTS

D. 321,349	11/1991	Colida	D14/138
D. 326,092	5/1992	Kikuchi et al.	D14/138
D. 330,194	10/1992	Izaki	D14/100
D. 379,983	6/1997	Shindou	D14/138
D. 391,954	3/1998	Kawashima	D14/138
D. 392,968	3/1998	Johansson	D14/144
D. 398,305	9/1998	Kasbekar et al.	D14/138
D. 398,307	9/1998	Collins	D14/144
D. 401,936	12/1998	Scalisi et al.	D14/191

D. 402,291	12/1998	Scalisi et al.	D14/191
D. 405,081	2/1999	Nagele et al.	D14/138
D. 407,395	3/1999	Pattberg	D14/138
D. 408,402	4/1999	Shimelfarb et al.	D14/138
D. 413,597	9/1999	Oba	D14/144
D. 413,885	9/1999	Irimajiri et al.	D14/144
D. 414,486	9/1999	Zambotti et al.	D14/138
D. 416,255	11/1999	Johansson et al.	D14/144
D. 417,657	12/1999	Matsumoto	D14/100
5,719,936	2/1998	Hillenmayer	379/447
5,890,052	3/1999	Read et al.	455/90

Primary Examiner—Jeffrey Asch
Attorney, Agent, or Firm—Oblon, Spivak, McClelland, Maier & Neustadt, P.C.

[57] CLAIM

The ornamental design for a portable telephone handset, as shown and described.

DESCRIPTION

FIG. 1 is a front, top and right side perspective view of a portable telephone handset, showing our new design;

FIG. 2 is a rear, bottom and left side perspective view thereof;

FIG. 3 is a front, top and right side perspective view of the portable telephone handset shown in combination with a broken line personal data assistant;

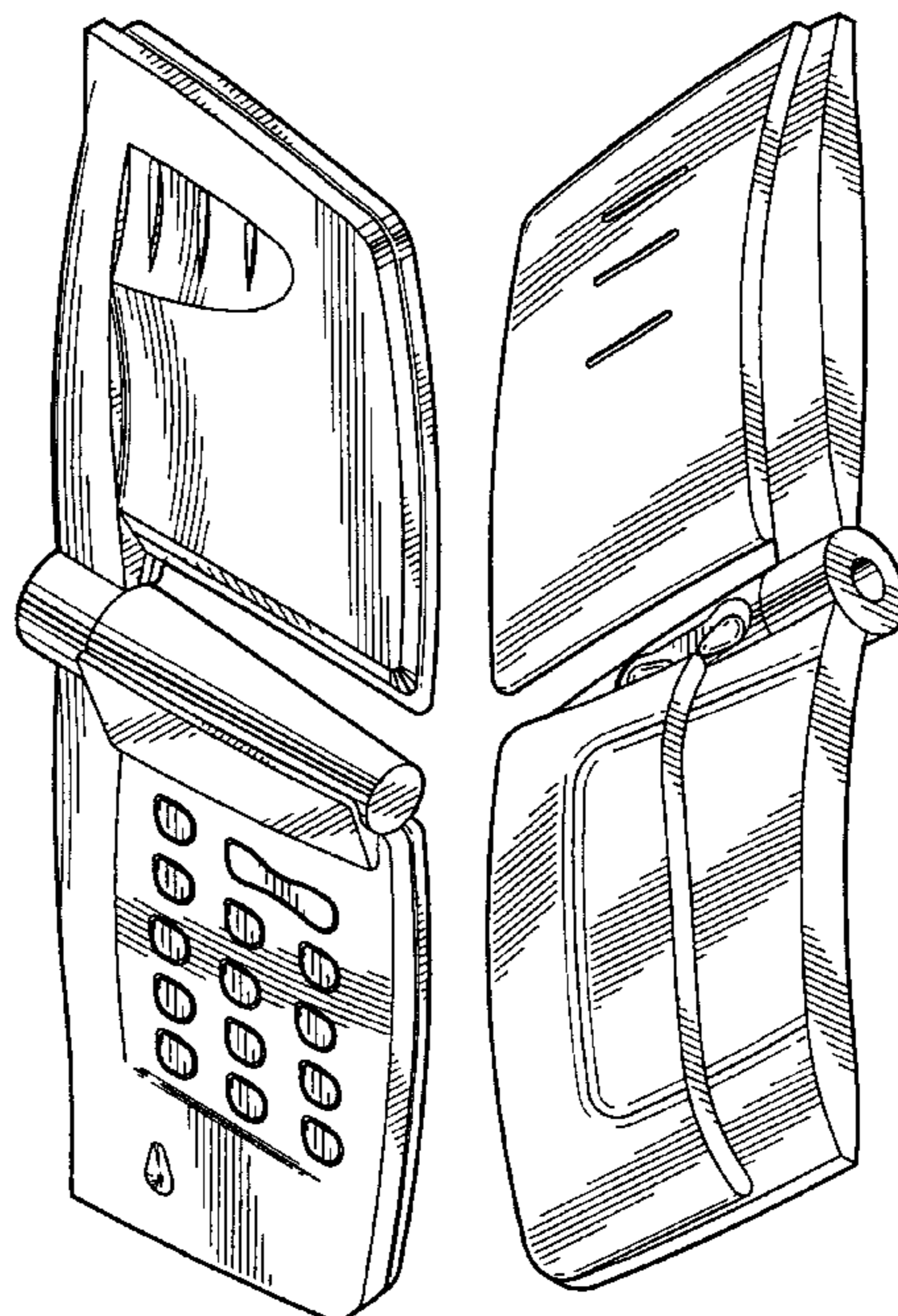
FIG. 4 is a rear, bottom and left side perspective view thereof; and,

FIG. 5 is a front, top and right side perspective view thereof in a closed state.

The broken line showings of a personal data assistant in FIGS. 3-5 are for illustrative purposes only and form no part of the claimed design.

Any portion of the article not shown in the drawings or described in the specification forms no part of the claimed design.

1 Claim, 5 Drawing Sheets



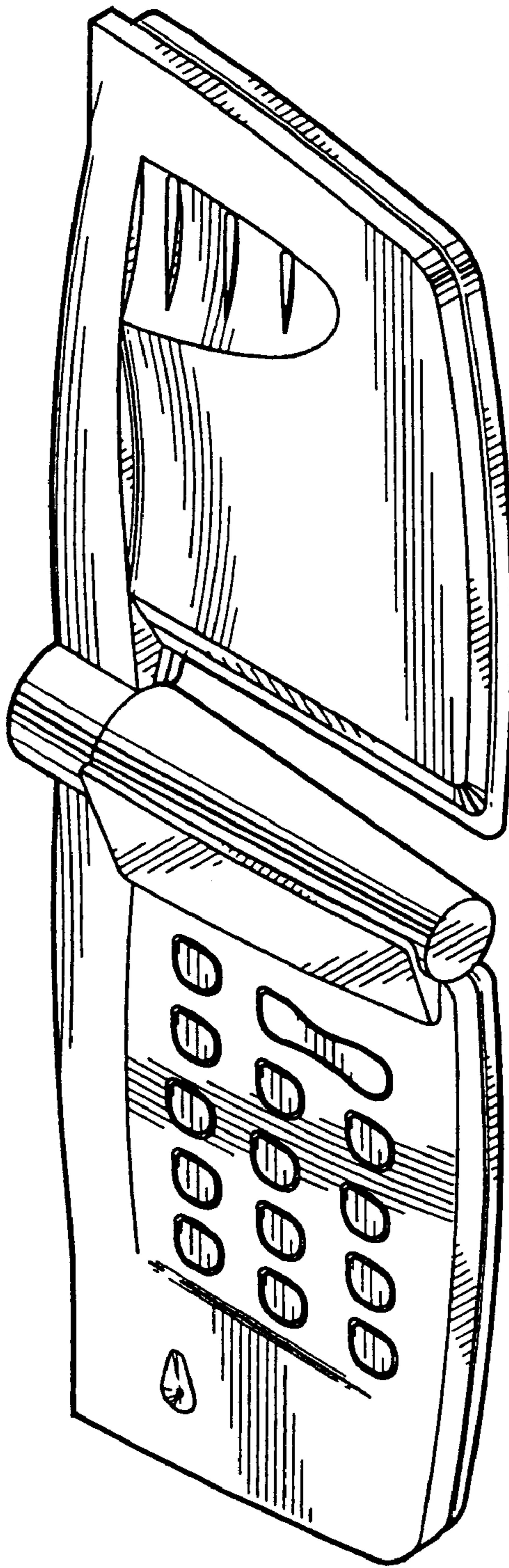


FIG. 1

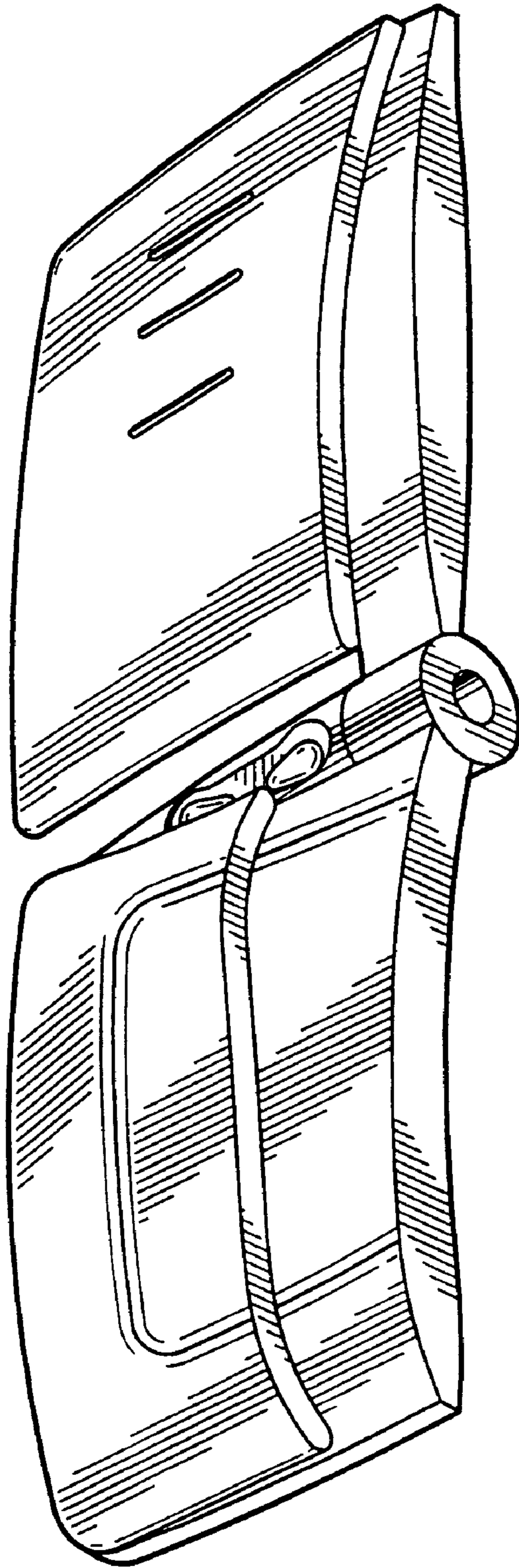


FIG. 2




FIG. 3

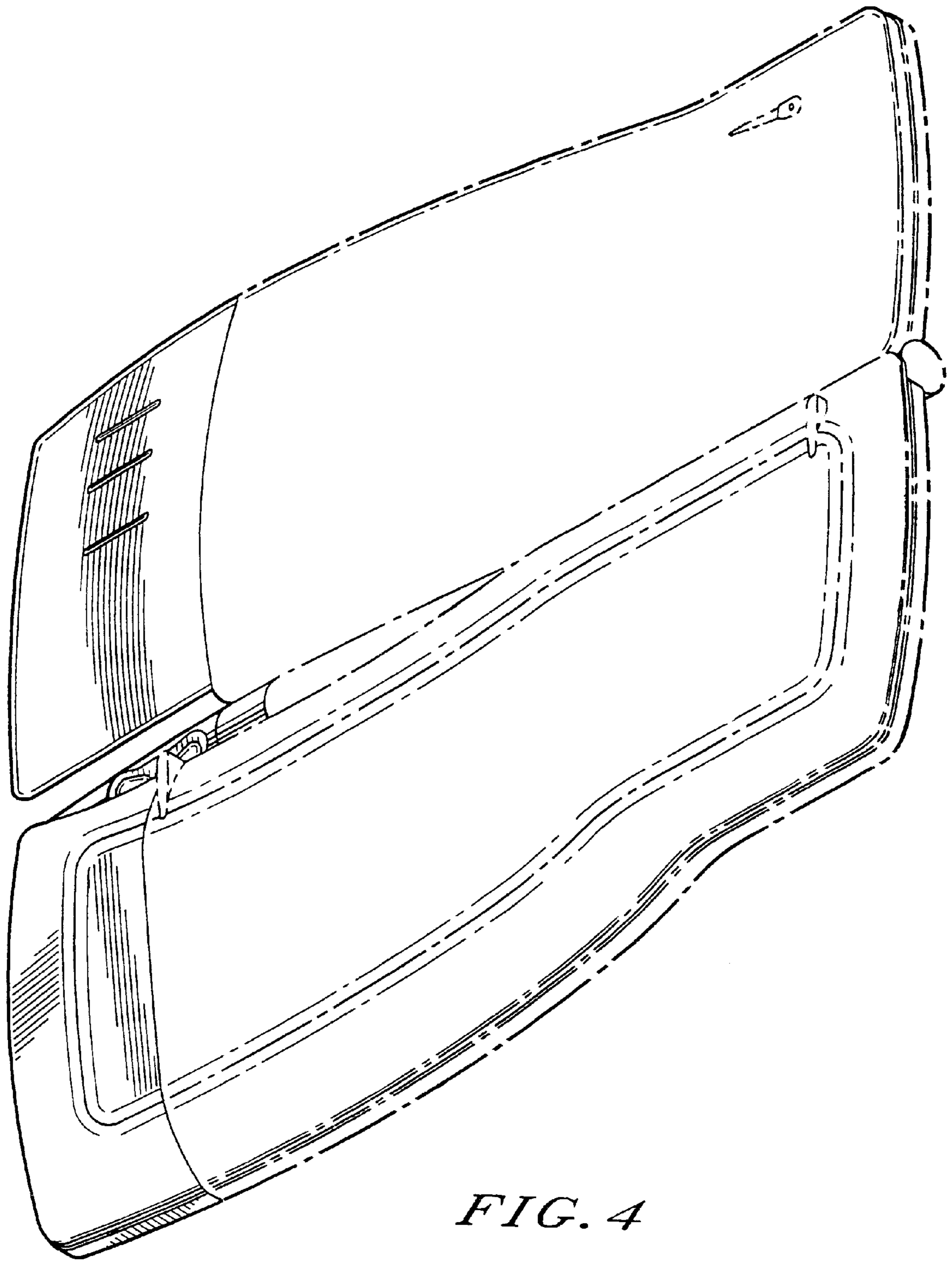


FIG. 4

FIG. 5

