

US00D434003S

United States Patent [19] Brisson

[11] **Patent Number: Des. 434,003**

[45] **Date of Patent: ** *Nov. 21, 2000**

[54] **ELONGATED AUDIO CONNECTOR**

5,326,283 7/1994 Chen 439/638 X
5,529,513 6/1996 Lee D13/133 X

[75] Inventor: **Timothy A. Brisson**, Auburn, Calif.

OTHER PUBLICATIONS

[73] Assignee: **Constant Velocity Transmission Lines, Inc.**, Auburn, Calif.

Switchcraft Catalog C90, Cord Plug No. CB-3F, p. 1-35, 1989.

[*] Notice: This patent is subject to a terminal disclaimer.

Switchcraft Catalog C90, Cord Plug T(*)F and T(*)FM, p. 1-9, 1989.

[**] Term: **14 Years**

Switchcraft Catalog A404b, Audio and Phono Connectors, No. A3FP1, p. 5, 1973.

[21] Appl. No.: **29/052,750**

Primary Examiner—James Gandy

Assistant Examiner—Cathron B. Matta

[22] Filed: **Apr. 3, 1996**

[57] CLAIM

[51] **LOC (7) Cl.** **13-03**

The ornamental design for a elongated audio connector, as shown and described.

[52] **U.S. Cl.** **D13/146; D13/133**

[58] **Field of Search** D13/133, 146;
439/488, 489, 491, 502, 505, 669, 675,
685

DESCRIPTION

[56] References Cited

U.S. PATENT DOCUMENTS

D. 280,401 9/1985 Armistead D13/133
D. 300,425 3/1989 Sumita D13/133
3,366,917 1/1968 Karol D13/133 X


FIG. 1 is a perspective view.

FIG. 2 is a side view the opposite side being substantially the same.

FIG. 3 is a front view; and,

FIG. 4 is a rear view.

1 Claim, 1 Drawing Sheet



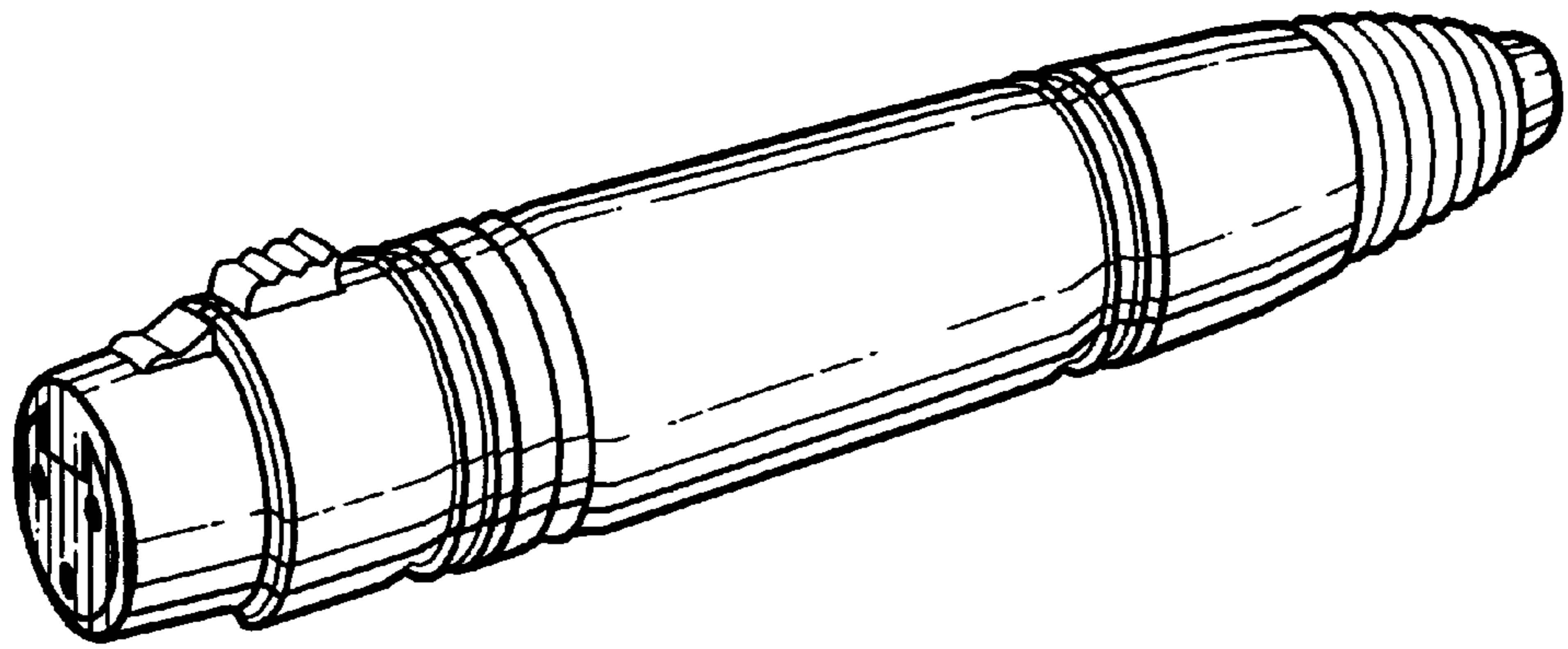


Fig. 1




Fig. 2

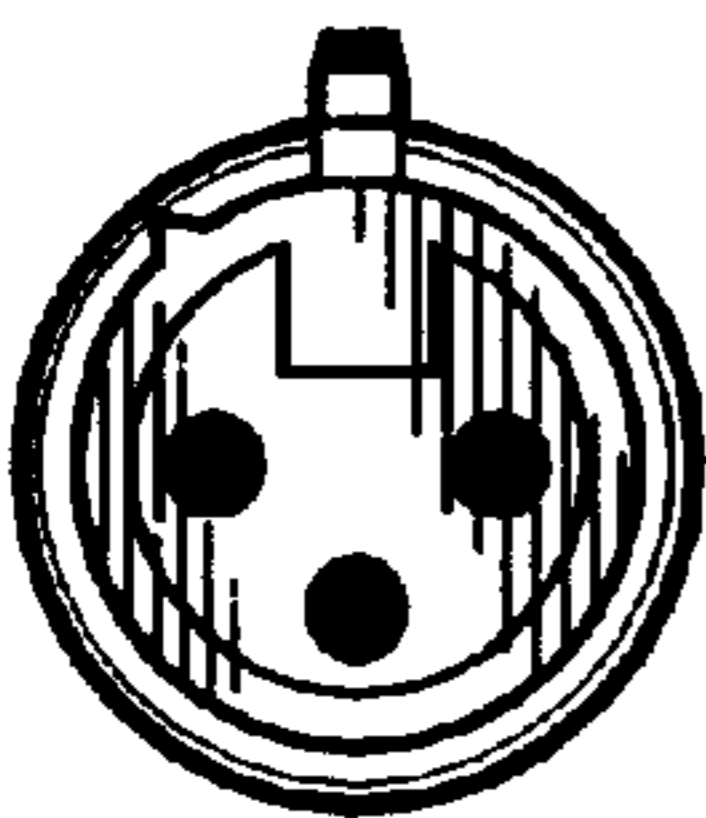


Fig. 3




Fig. 4