



US00D433982S

# United States Patent [19]

Hussaini et al.

[11] Patent Number: Des. 433,982

[45] Date of Patent: \*\* Nov. 21, 2000

[54] FLOOR MAT

D. 420,966 2/2000 Dewar et al. .... D12/203

[75] Inventors: Saied Hussaini; Marc Iacovelli, both of Miami, Fla.

Primary Examiner—Stacia Cadmus  
Attorney, Agent, or Firm—Liniak, Berenato, Longacre & White

[73] Assignee: Rally Manufacturing, Inc., Miami, Fla.

### [57] CLAIM

[\*\*] Term: 14 Years

The ornamental design for a floor mat, as shown and described.

[21] Appl. No.: 29/120,085

### DESCRIPTION

[22] Filed: Mar. 15, 2000

[51] LOC (7) Cl. .... 12-16

[52] U.S. Cl. .... D12/203

[58] Field of Search ..... D12/203; D6/582-586, D6/592; 296/97.23; 15/215-217; 428/141; 280/163, 164.1

FIG. 1 is a front view of the floor mat according to the present invention;  
FIG. 2 is a rear view of the floor mat of FIG. 1 according to the present invention;  
FIG. 3 is a left side view of the floor mat of FIG. 1 according to the present invention;  
FIG. 4 is a right side view of the floor mat of FIG. 1 according to the present invention;  
FIG. 5 is a top view of the floor mat of FIG. 1 according to the present invention;  
FIG. 6 is a bottom view of the floor mat of FIG. 1 according to the present invention; and,  
FIG. 7 is a reduced front perspective view of the floor mat of FIG. 1 according to the present invention.

### [56] References Cited

#### U.S. PATENT DOCUMENTS

D. 185,084	5/1959	Jenkins	.....	D12/203
D. 358,571	5/1995	Thundercloud	.....	D12/203
D. 393,238	4/1998	Kraines	.....	D12/203
D. 408,342	4/1999	Yang	.....	D12/203
D. 413,850	9/1999	Wang	.....	D12/203
D. 420,965	2/2000	Iacovelli et al.	.....	D12/203

1 Claim, 5 Drawing Sheets

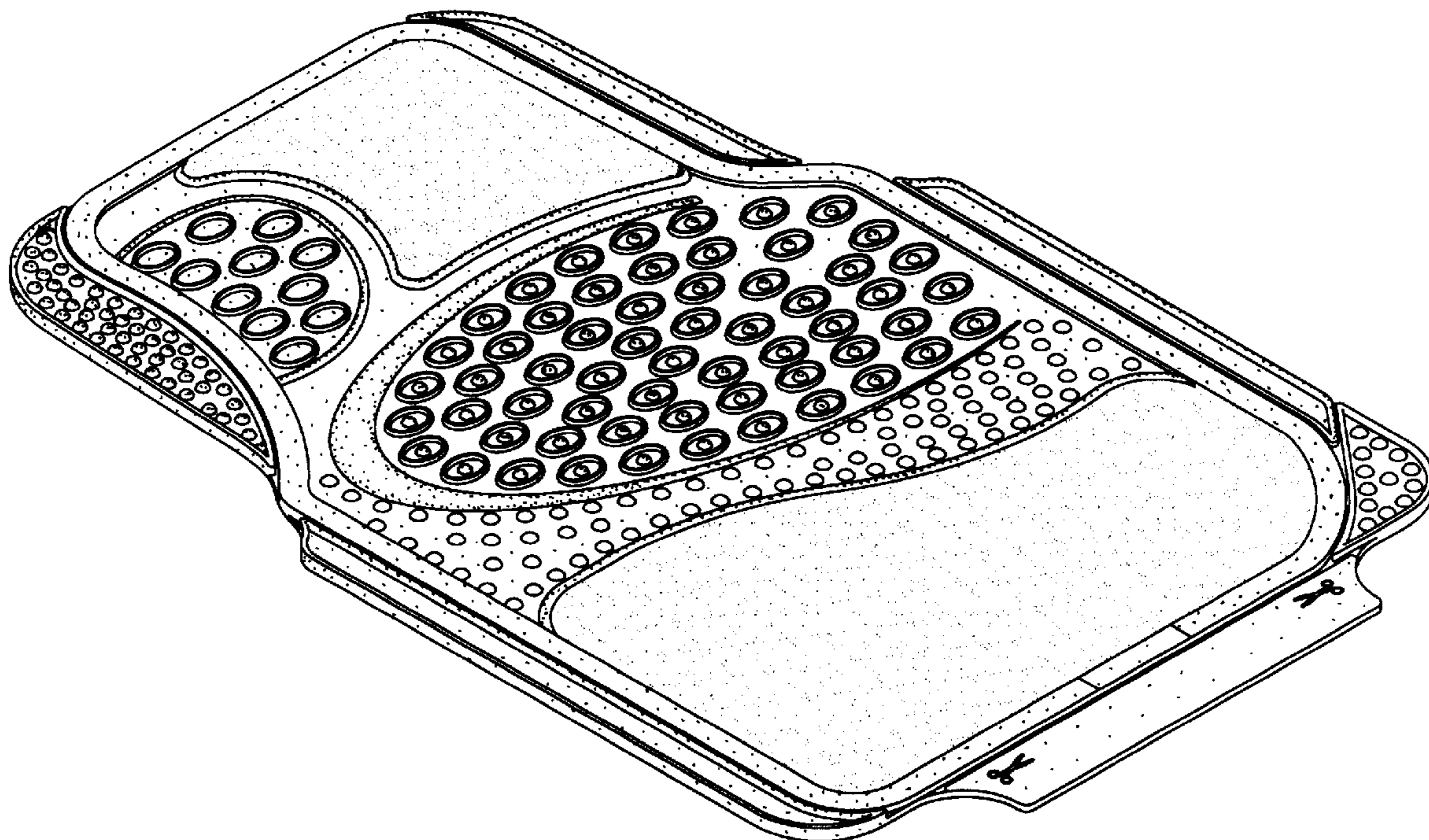


Fig. 1

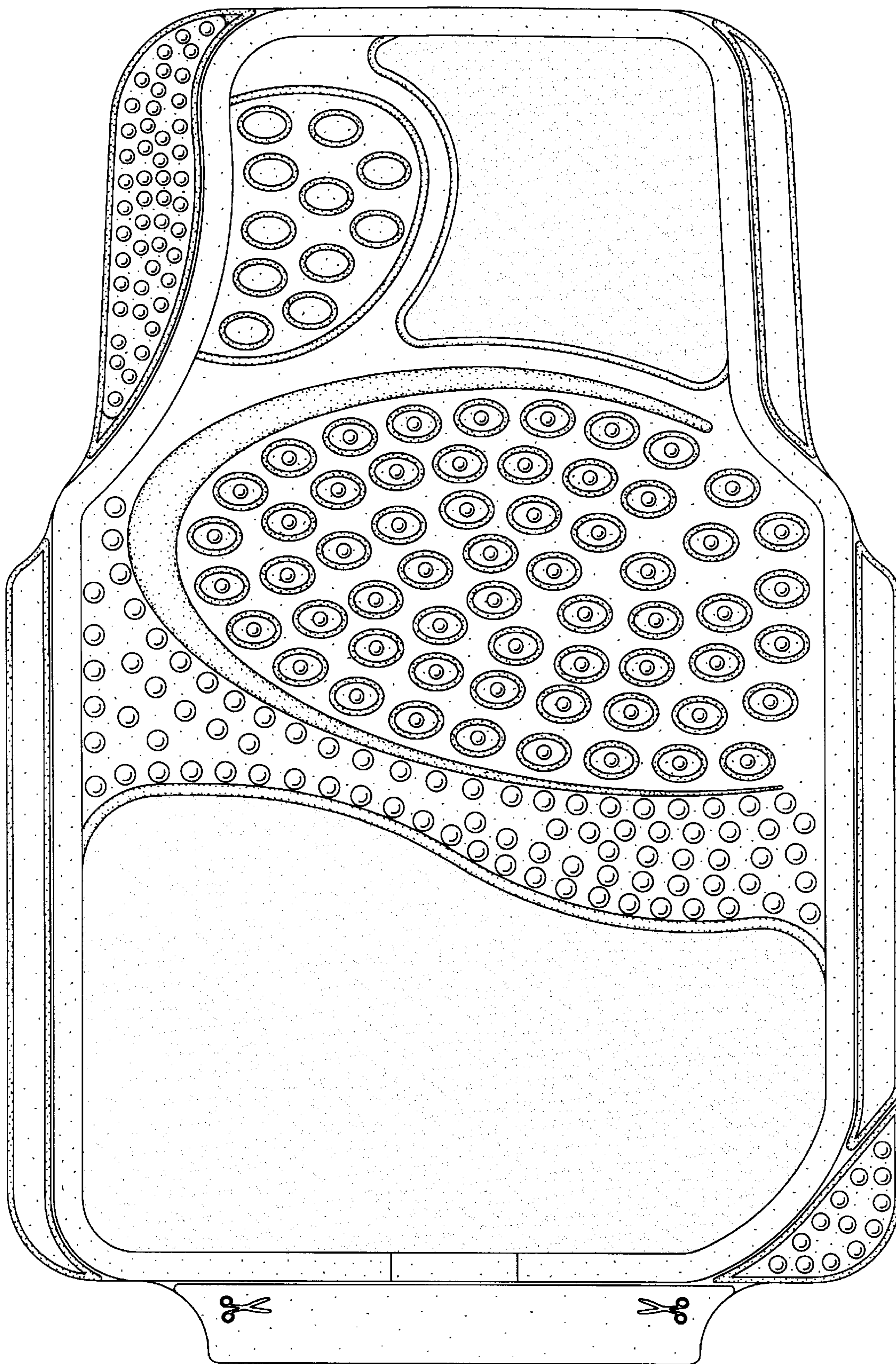


Fig. 2

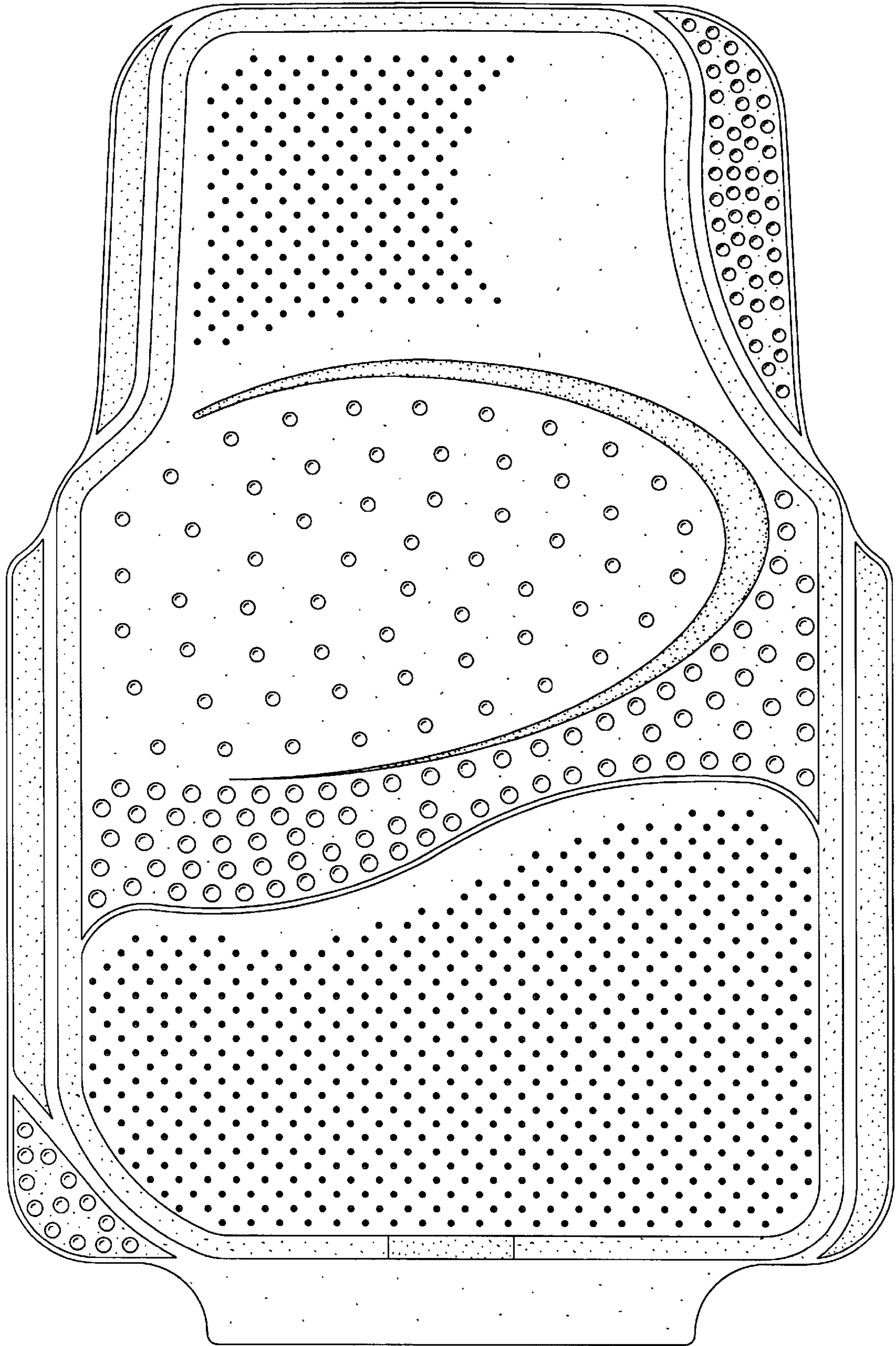


Fig. 3



Fig. 4



Fig. 5




Fig. 6

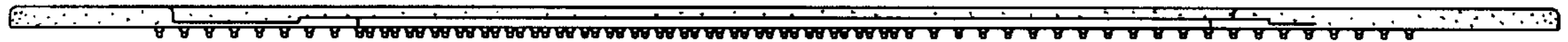


Fig. 7

