



US00D433977S

United States Patent [19]
Ceccon

[11] **Patent Number: Des. 433,977**

[45] **Date of Patent: ** Nov. 21, 2000**

[54] **SHIELD**

[75] Inventor: **Adolino Leslie Ceccon**, Princeton,
Canada

[73] Assignee: **Beverley Ann Ceccon**, Princeton,
Canada

[**] Term: **14 Years**

[21] Appl. No.: **29/095,928**

[22] Filed: **Nov. 2, 1998**

[51] **LOC (7) Cl.** **12-16**

[52] **U.S. Cl.** **D12/185**

[58] **Field of Search** D12/167, 169,
D12/400, 185; 280/849, 850, 851, 847,
153.5

[56] **References Cited**

U.S. PATENT DOCUMENTS

D. 344,707 3/1994 Brooks D12/185

D. 382,237 8/1997 Lund et al. D12/169
D. 387,722 12/1997 Fiujnaka D12/167
D. 417,422 12/1999 Rogers D12/185
5,762,374 6/1998 Grove et al. 280/847

Primary Examiner—Melody N. Brown
Attorney, Agent, or Firm—Antony C. Edwards

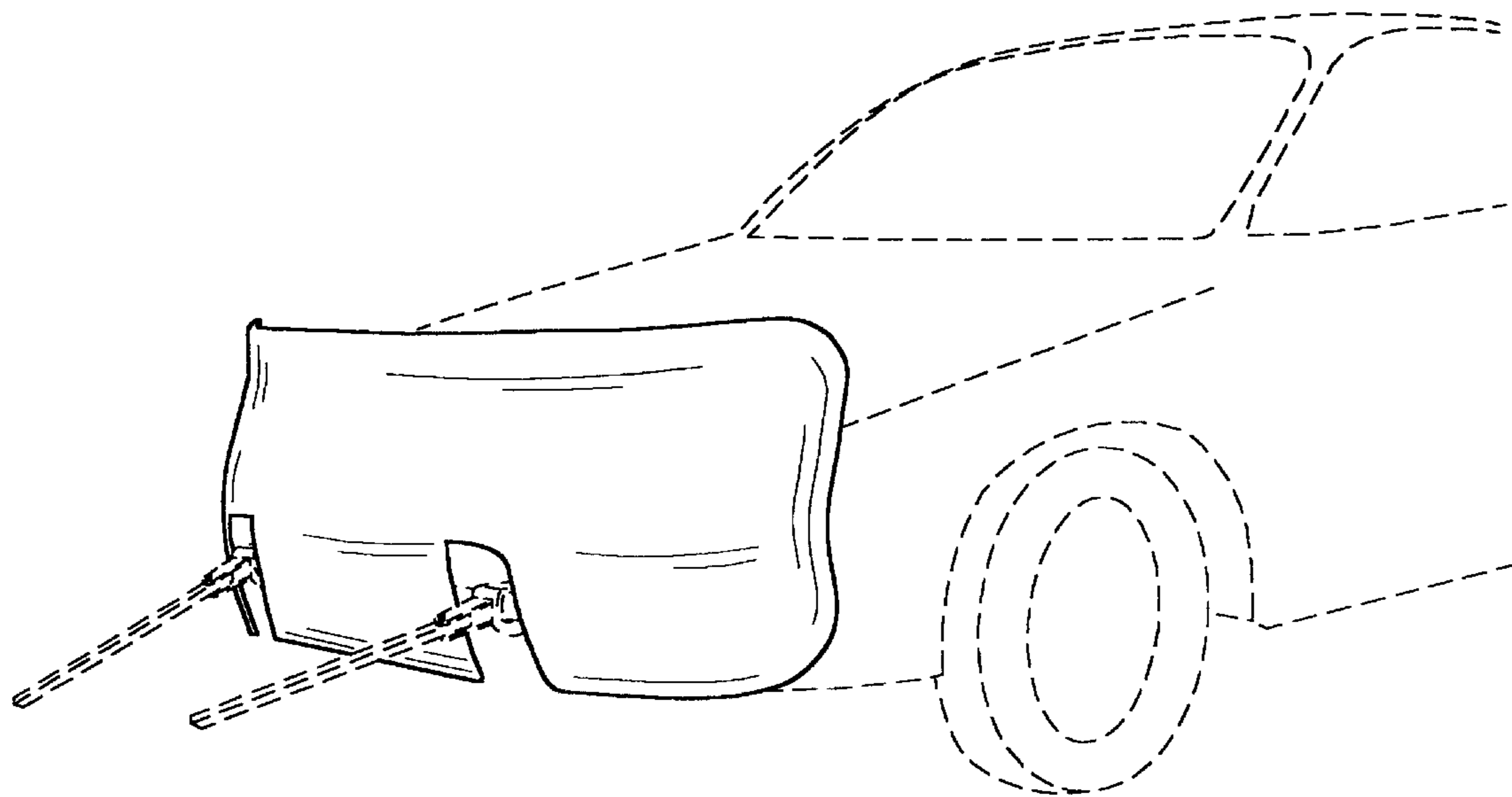
[57] **CLAIM**

The ornamental design for a shield, as shown and described.

DESCRIPTION

FIG. 1 is a perspective view of the shield.
FIG. 2 is a front elevation view of the shield.
FIG. 3 is a rear elevation view of the shield.
FIG. 4 is a top plan view of the shield.
FIG. 5 is bottom view of the shield; and,
FIG. 6 is a right side elevation view of the shield, the side
opposite being a mirror image.
The broken lines shown in FIG. 1 of the drawings are for
illustrative purposes only and form no part of the claimed
design.

1 Claim, 6 Drawing Sheets



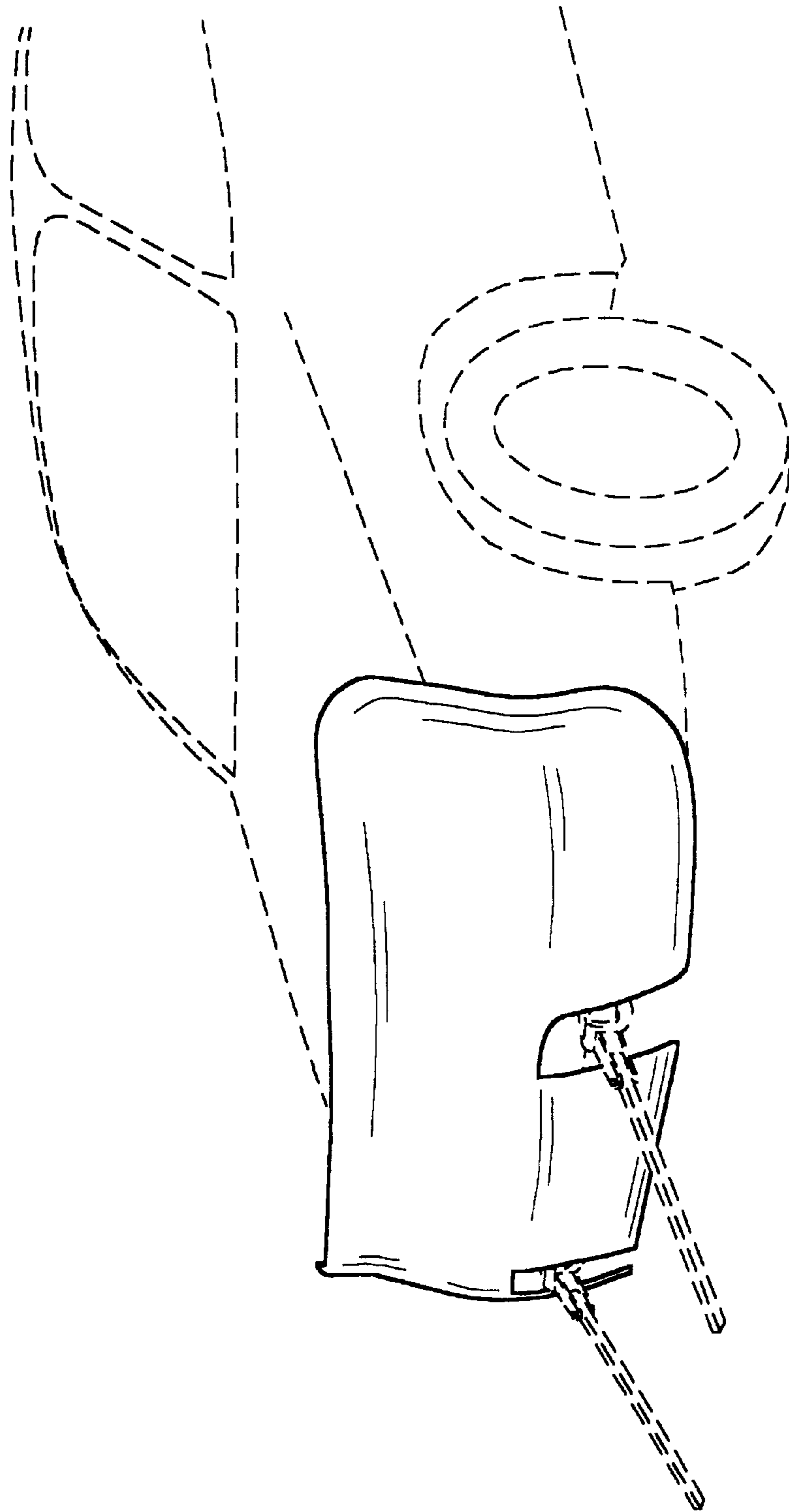


FIG. 1




FIG. 2




FIG. 3

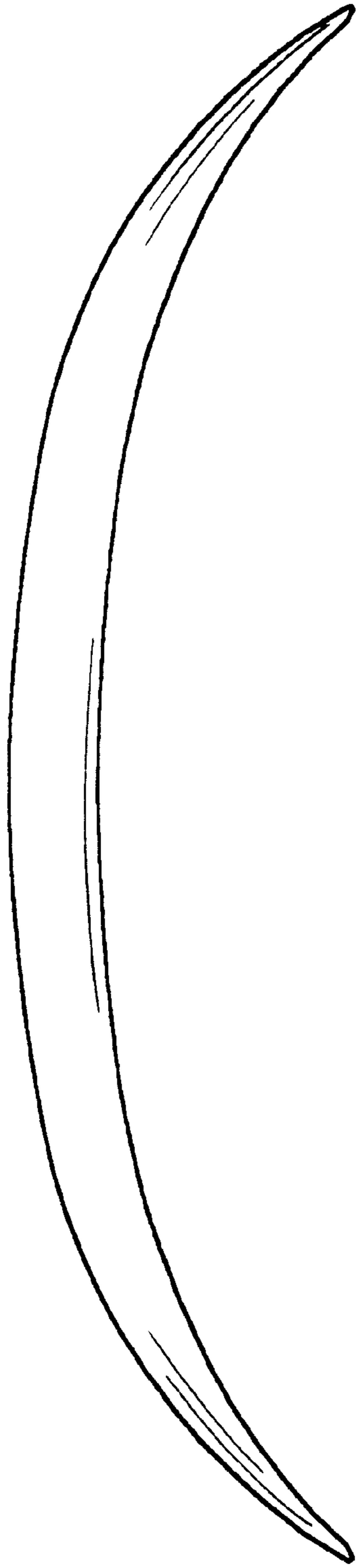


FIG. 4




FIG. 5

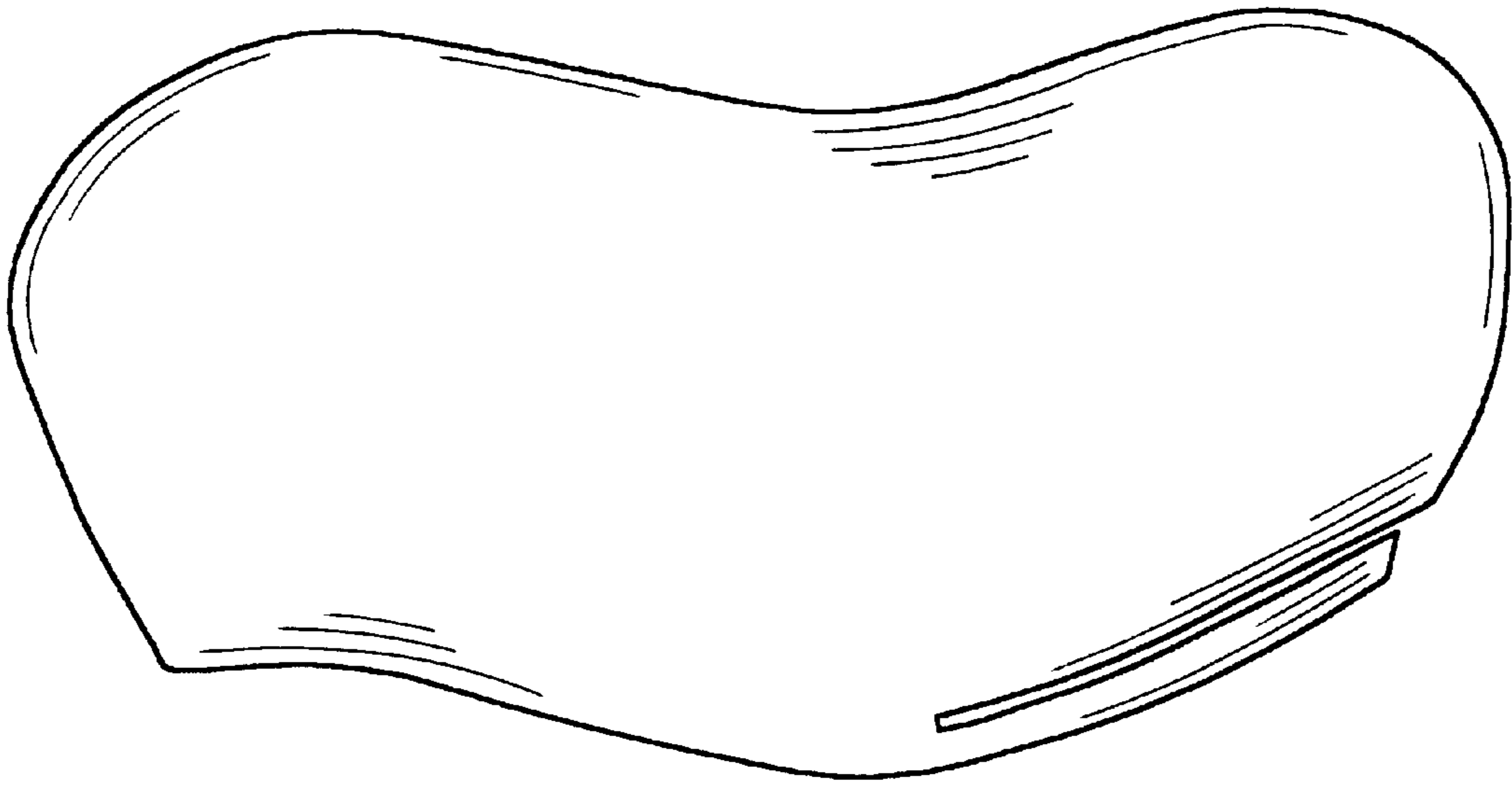


FIG. 6