



US00D433966S

**United States Patent** [19]  
**Beigel**

[11] **Patent Number: Des. 433,966**

[45] **Date of Patent: \*\* Nov. 21, 2000**

[54] **ROOF OF A TRUCK VEHICLE**

[75] Inventor: **David J. Beigel**, Kettering, Ohio

[73] Assignee: **Navistar International Transportation Corp**, Chicago, Ill.

[\*\*] Term: **14 Years**

[21] Appl. No.: **29/114,096**

[22] Filed: **Nov. 17, 1999**

[51] **LOC (7) Cl.** ..... **12-08**

[52] **U.S. Cl.** ..... **D12/96**

[58] **Field of Search** ..... D12/96, 97, 99;  
180/89.12, 89.13; 296/180.1, 180.2, 190,  
181

[56] **References Cited**

**U.S. PATENT DOCUMENTS**

- D. 314,163 1/1991 Harris et al. .
- D. 391,524 3/1998 Anderson et al. .

- D. 391,908 3/1998 Allendorph et al. .
- D. 422,944 4/2000 Hellhake et al. .... D12/96
- D. 425,450 5/2000 Barraclough et al. .... D12/96

*Primary Examiner*—Melody N. Brown  
*Attorney, Agent, or Firm*—Jeffrey P. Calfa; Dennis Kelly Sullivan

[57] **CLAIM**

The ornamental design for a roof of a truck vehicle, as shown and described.

**DESCRIPTION**

FIG. 1 is a left, front perspective view of a roof of a truck vehicle showing our new design;  
FIG. 2 is a left side view of the invention shown in FIG. 1;  
FIG. 3 is a right side view of the invention shown in FIG. 1;  
FIG. 4 is a top view of the invention shown in FIG. 1;  
FIG. 5 is a front view of the invention shown in FIG. 1; and,  
FIG. 6 is a back view of the invention shown in FIG. 1.

**1 Claim, 5 Drawing Sheets**




FIG. 1




FIG. 2




FIG. 3

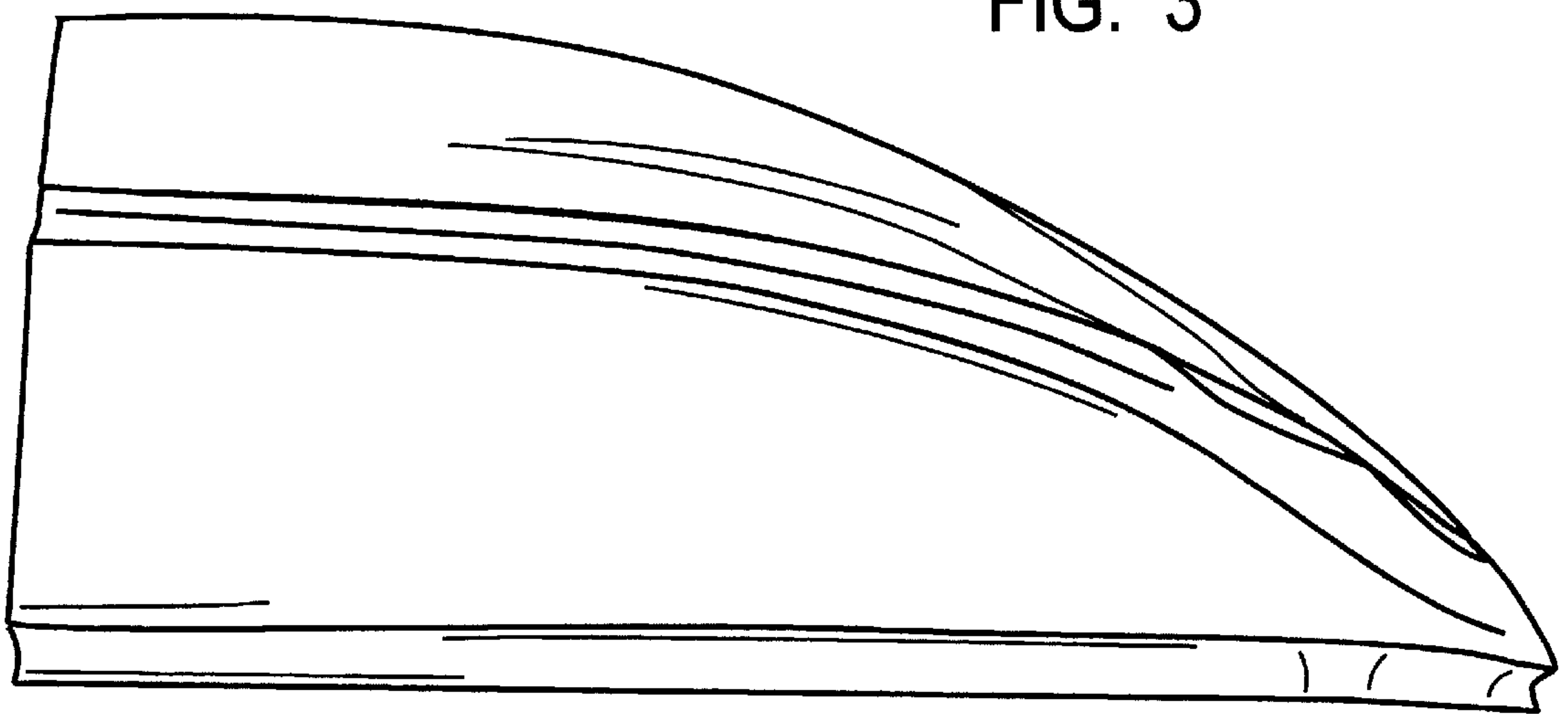


FIG. 4

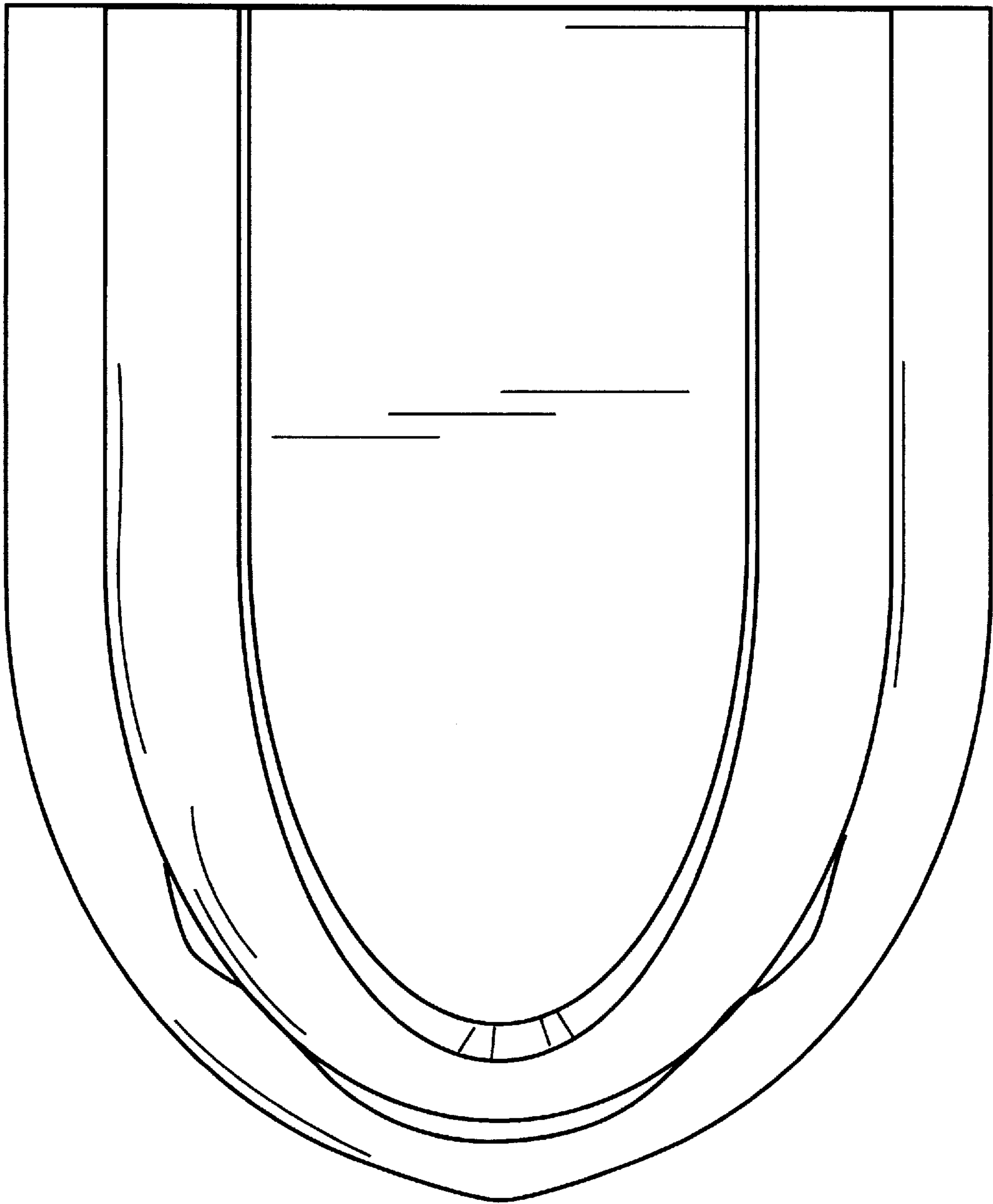


FIG. 5

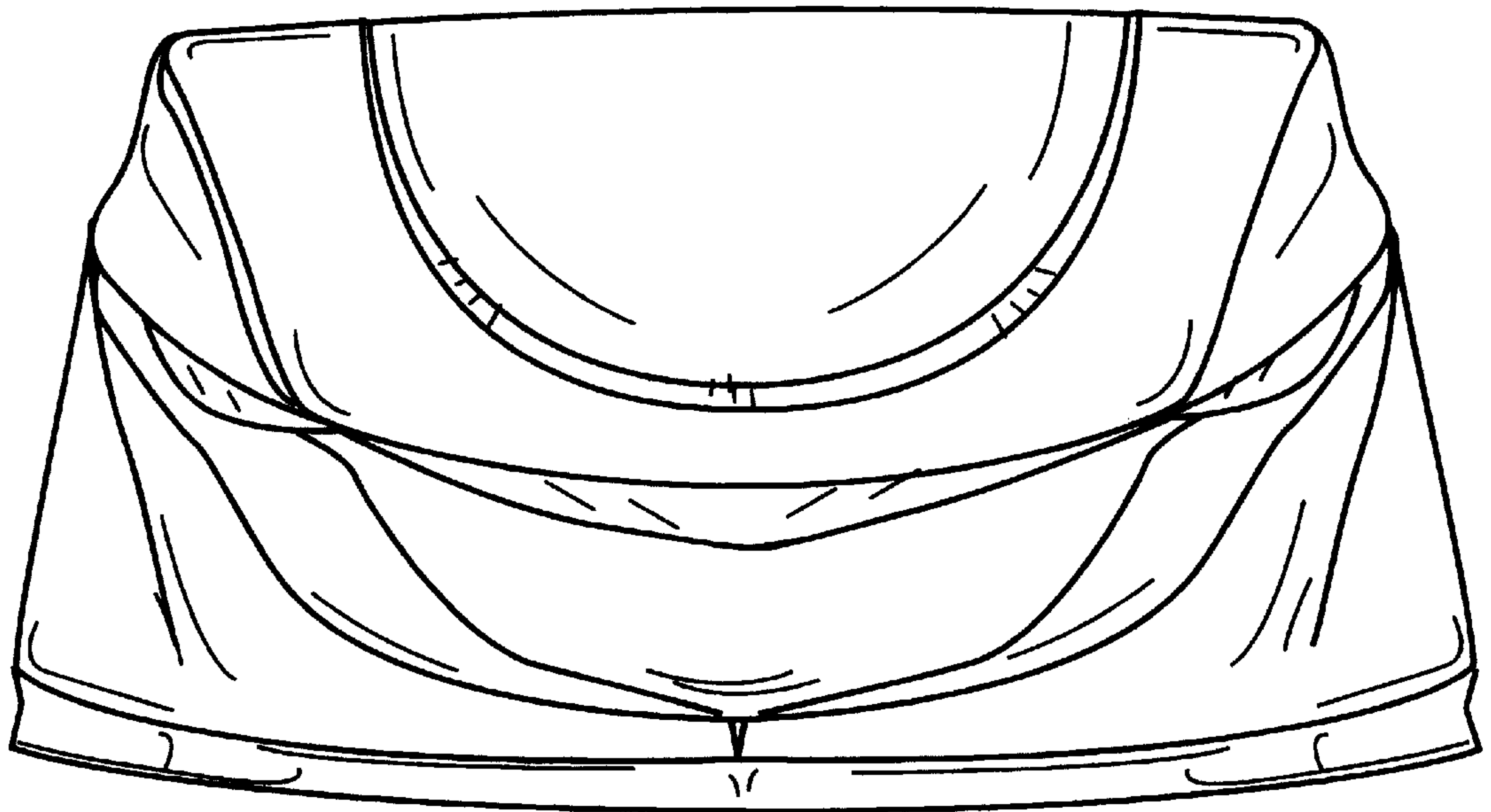


FIG. 6

