



US00D433965S

# United States Patent [19]

[11] **Patent Number: Des. 433,965**

**Fildan et al.**

[45] **Date of Patent: \*\* Nov. 21, 2000**

[54] **REVERSIBLE PRESS BUTTON CLOSURE FOR SHOULDER STRAP OR BACK BAND OF BRASSIERES**

4,335,728 6/1982 Fildan ..... 450/36  
5,624,296 4/1997 Weber-Unger ..... 450/36  
5,816,889 10/1998 Fildan ..... 450/45

[75] Inventors: **Gerhard Fildan**, Vienna; **Karl Wanzenböck**, Loebersdorf, both of Austria

*Primary Examiner*—Louis S. Zarfes  
*Assistant Examiner*—Catherine R. Oliver  
*Attorney, Agent, or Firm*—Herbert Dubno

[73] Assignee: **Fildan Accessories Corporation**, Humble, Tex.

[57] **CLAIM**

[\*\*] Term: **14 Years**

The ornamental design for a reversible press button closure for shoulder strap or back band of brassieres, as shown and described.

[21] Appl. No.: **29/120,109**

**DESCRIPTION**

[22] Filed: **Mar. 14, 2000**

FIG. 1 is a front elevational view of a reversible press button closure for shoulder strap or back band of brassieres showing my new design;

[51] **LOC (7) Cl.** ..... **02-07**

[52] **U.S. Cl.** ..... **D11/220**

[58] **Field of Search** ..... D11/200–220,  
D11/231; 450/36, 45; D2/706, 707, 708,  
709; 24/572, 169, 171, 200, 307, 622, 198

FIG. 2 is a rear view thereof;

FIG. 3 is a top view thereof;

FIG. 4 is a bottom view thereof; and,

FIG. 5 is a right side elevational view thereof, the left side elevational view being mirror symmetrical thereto and the dot-dash lines representing the bands to which the closure is attached.

[56] **References Cited**

**U.S. PATENT DOCUMENTS**

|            |        |                    |           |
|------------|--------|--------------------|-----------|
| D. 288,162 | 2/1987 | Hutton et al. .... | D11/212 X |
| D. 356,525 | 3/1995 | Fildan .....       | D11/218   |
| D. 403,618 | 1/1999 | Fildan .....       | D11/210   |
| D. 412,462 | 8/1999 | Fildan .....       | D11/208   |
| D. 413,549 | 9/1999 | Fildan .....       | D11/220   |

The broken line showing of environment in the drawings is for illustrative purposes only and forms no part of the claimed design.

**1 Claim, 4 Drawing Sheets**




FIG. 1




FIG. 2




FIG. 3



FIG. 4




FIG. 5