



US00D433964S

United States Patent [19]
Fildan

[11] **Patent Number: Des. 433,964**

[45] **Date of Patent: ** Nov. 21, 2000**

[54] **STRAP HOOK**

[76] Inventor: **Gerhard Fildan**, Wonhpark Alte Erlaa,
Anton Baumgartner Str. 44, C 4 17 01,
A-1232 Vienna, Austria

[**] Term: **14 Years**

[21] Appl. No.: **29/119,451**

[22] Filed: **Mar. 1, 2000**

D. 350,712 9/1994 D'Ambrosio et al. D11/218
D. 364,126 11/1995 Ochiai et al. D11/218
D. 426,173 6/2000 Fildan D11/210
2,140,164 12/1938 Moffatt 24/199

Primary Examiner—Louis S. Zarfes
Assistant Examiner—Catherine R. Oliver
Attorney, Agent, or Firm—Herbert Dubno

Related U.S. Application Data

[62] Division of application No. 29/104,390, May 4, 1999.
[51] **LOC (7) Cl.** **02-07**
[52] **U.S. Cl.** **D11/210; D11/218**
[58] **Field of Search** D11/200, 201,
D11/206, 210, 211, 215, 216, 217, 218,
220; 24/199, 200, 170, 30.5 R, 614

[56] **References Cited**

U.S. PATENT DOCUMENTS

D. 197,604 3/1964 DeWoskin D11/210

[57] **CLAIM**

The ornamental design for a strap hook, as shown.

DESCRIPTION

FIG. 1 is front, top, left-side perspective view of a strap hook showing my new design;
FIG. 2 is a front elevational view thereof;
FIG. 3 is a right side elevational view thereof;
FIG. 4 is a top view thereof; and,
FIG. 5 is a bottom view thereof.

1 Claim, 3 Drawing Sheets

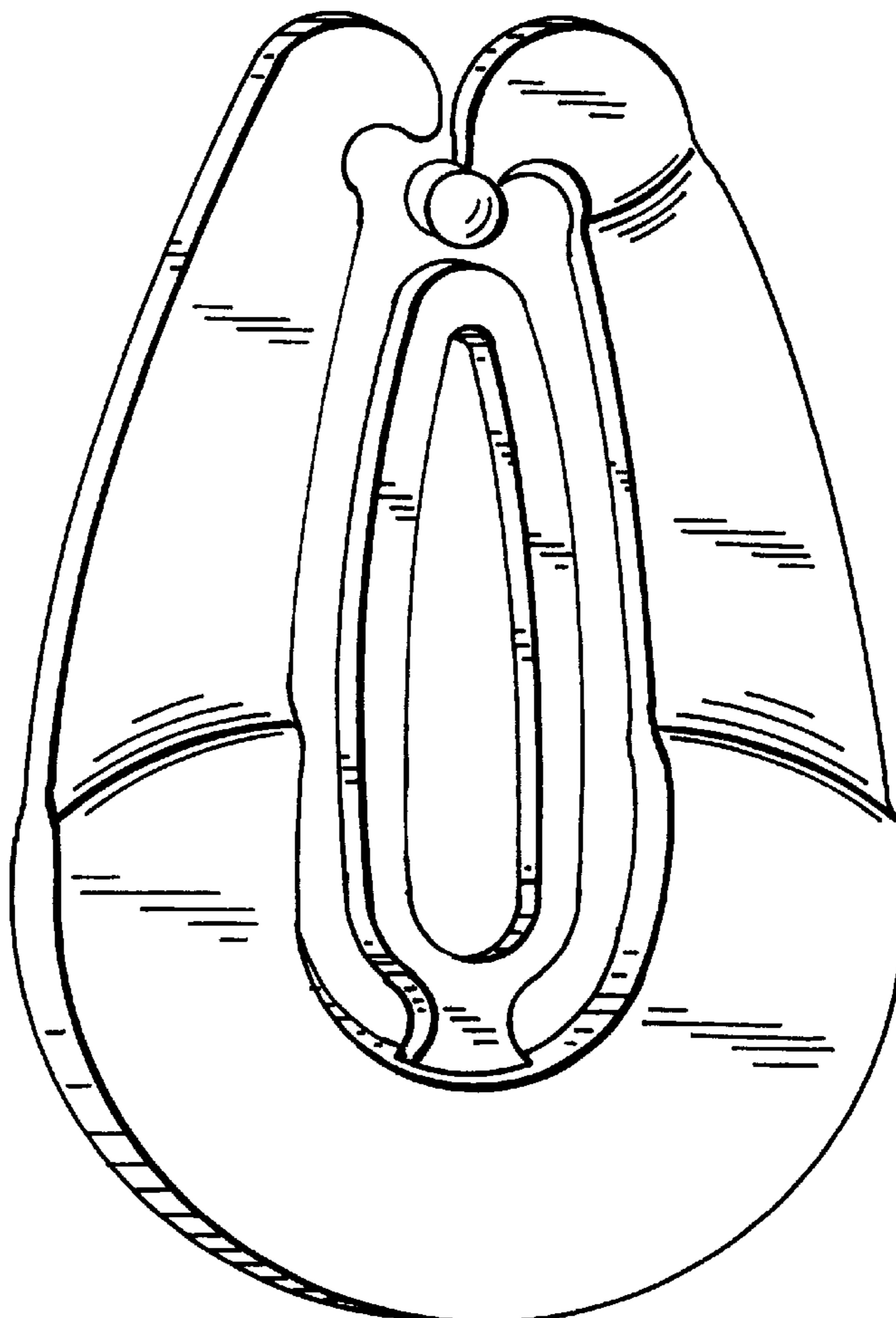


FIG. 1

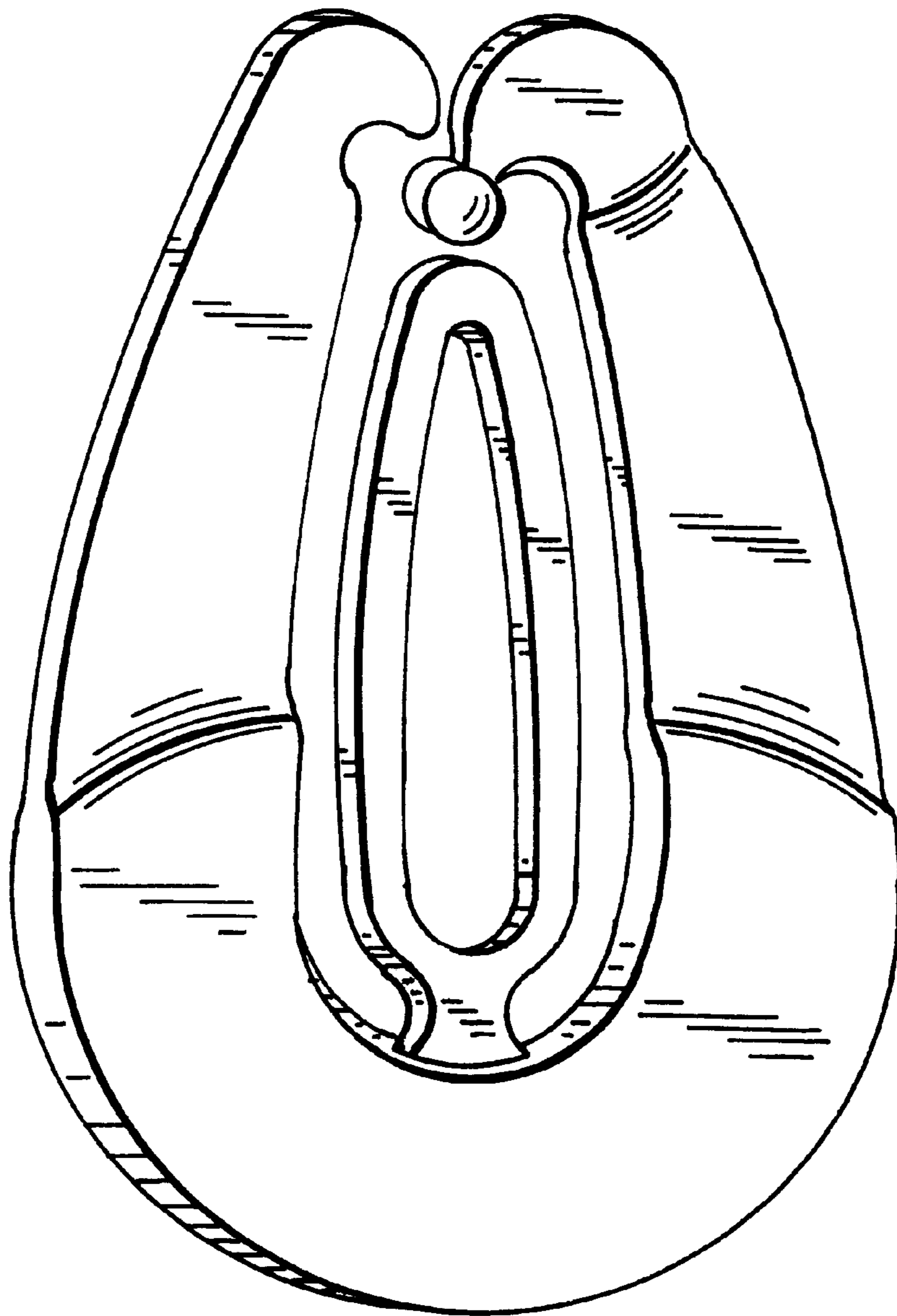


FIG. 2

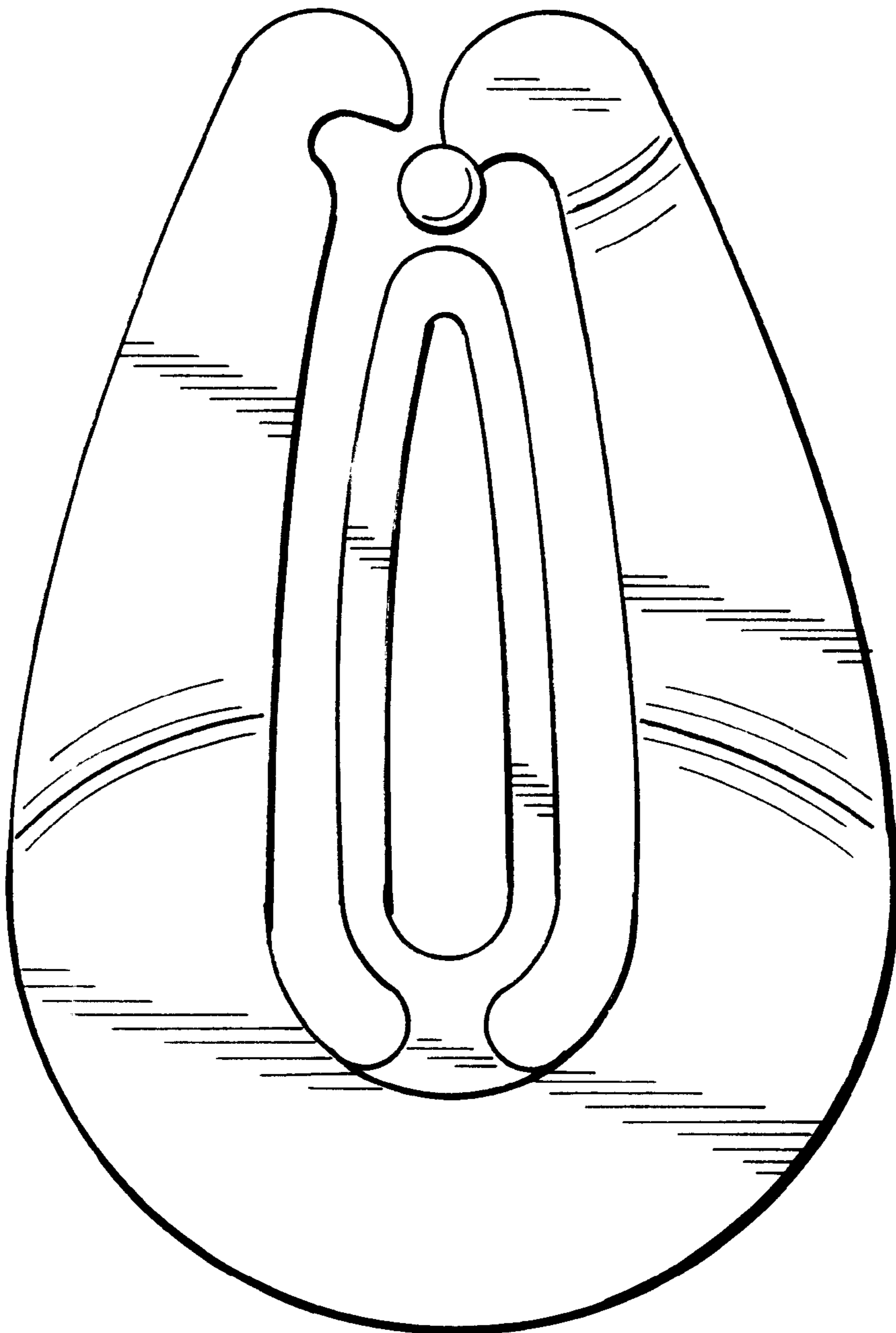


FIG. 3

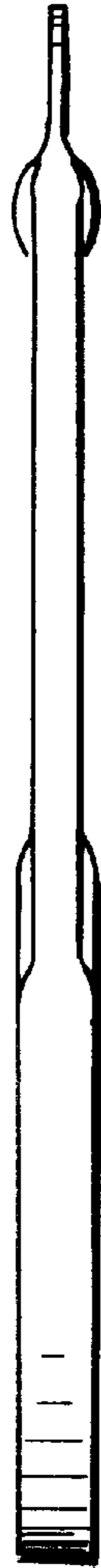


FIG. 4



FIG. 5