



US00D433961S

**United States Patent** [19]  
**Chen**

[11] **Patent Number: Des. 433,961**

[45] **Date of Patent: \*\* Nov. 21, 2000**

[54] **RIBBON BOW**

2,736,182 2/1956 James ..... 428/5

[76] Inventor: **Mei-Hsia Chen**, No. 17-1, Chung Hsing Rd., Tucheng Ind. Zone, Taipei Hsien, Taiwan

*Primary Examiner*—Dominic Simone  
*Attorney, Agent, or Firm*—Raymond Y. Chan; David and Raymond

[\*\*] Term: **14 Years**

[57] **CLAIM**

The ornamental design for a ribbon bow, as shown.

[21] Appl. No.: **29/111,013**

**DESCRIPTION**

[22] Filed: **Sep. 20, 1999**

[51] **LOC (7) Cl.** ..... **11-02**

FIG. 1 is a front right perspective view of a ribbon bow showing my new design;

[52] **U.S. Cl.** ..... **D11/184; D11/117**

FIG. 2 is a front perspective view thereof;

[58] **Field of Search** ..... D11/117, 121, D11/131, 184; 428/4, 5

FIG. 3 is a rear perspective view thereof;

FIG. 4 is a left side elevation view thereof;

FIG. 5 is a right side elevation view thereof;

FIG. 6 is a top plan view thereof; and,


FIG. 7 is a bottom plan view thereof.


[56] **References Cited**

**U.S. PATENT DOCUMENTS**


D. 350,312 9/1994 Edwards ..... D11/184

**1 Claim, 4 Drawing Sheets**






*FIG. 1*




*FIG. 2*




*FIG. 3*




*FIG. 4*



*FIG. 5*



*FIG. 6*



*FIG. 7*