



US00D433960S

United States Patent [19] Chen

[11] **Patent Number: Des. 433,960**

[45] **Date of Patent: ** Nov. 21, 2000**

[54] **ORNAMENTAL RIBBON**

4,201,806	5/1980	Cole	428/4
5,380,568	1/1995	Banschick	428/4
5,545,445	8/1996	Cheng	428/4

[76] Inventor: **Mei-Hsia Chen**, No. 17-1, Chung Hsing Rd., Tucheng Ind. Zone, Taipei Hsien, Taiwan

[**] Term: **14 Years**

Primary Examiner—Dominic Simone
Attorney, Agent, or Firm—Raymond Y. Chan; David and Raymond

[21] Appl. No.: **29/111,012**

[57] **CLAIM**

[22] Filed: **Sep. 20, 1999**

The ornamental design for a ornamental ribbon, as shown.

[51] **LOC (7) Cl.** **11-02**

DESCRIPTION

[52] **U.S. Cl.** **D11/184; D11/117**

FIG. 1 is a front right perspective view of a ornamental ribbon showing my new design;
FIG. 2 is a front perspective view thereof;
FIG. 3 is a rear perspective view thereof;
FIG. 4 is a left side elevation view thereof;
FIG. 5 is a right side elevation view thereof;
FIG. 6 is a top plan view thereof; and,
FIG. 7 is a bottom plan view thereof.


[58] **Field of Search** D11/117, 121, D11/131, 184; 28/4, 5

[56] **References Cited**

U.S. PATENT DOCUMENTS

D. 100,939	8/1936	D'Aschbach	D11/121
D. 342,219	12/1993	Cheng	D11/184
D. 342,921	1/1994	Cheng	D11/184

1 Claim, 4 Drawing Sheets






FIG. 1




FIG. 2




FIG. 3




FIG. 4




FIG. 5




FIG. 6




FIG. 7