



US00D433959S

**United States Patent** [19]  
**Chen**

[11] **Patent Number: Des. 433,959**

[45] **Date of Patent: \*\* Nov. 21, 2000**

[54] **ORNAMENTAL RIBBON**

D. 386,719 11/1997 Cheng ..... D11/184  
4,840,689 6/1989 Raiskums et al. .... D11/184 X

[76] Inventor: **Mei-Hsia Chen**, No. 17-1, Chung Hsing Rd., Tucheng Ind. Zone, Taipei Hsien, Taiwan

*Primary Examiner*—Dominic Simone  
*Attorney, Agent, or Firm*—Raymond Y. Chan; David and Raymond

[\*\*] Term: **14 Years**

[57] **CLAIM**

[21] Appl. No.: **29/111,010**

The ornamental design for a ornamental ribbon, as shown.

[22] Filed: **Sep. 20, 1999**

**DESCRIPTION**

[51] **LOC (7) Cl.** ..... **11-02**

FIG. 1 is a front right perspective view of a ornamental ribbon showing my new design;

[52] **U.S. Cl.** ..... **D11/184; D11/117**

FIG. 2 is a front perspective view thereof;

[58] **Field of Search** ..... D11/117, 121,  
D11/131, 184; 428/4, 5

FIG. 3 is a rear perspective view thereof;

FIG. 4 is a left side elevation view thereof;

[56] **References Cited**

FIG. 5 is a right side elevation view thereof;

**U.S. PATENT DOCUMENTS**


FIG. 6 is a top plan view thereof; and,

FIG. 7 is a bottom plan view thereof.


D. 295,731 5/1988 Mancel ..... D11/184

D. 331,728 12/1992 Chen ..... D11/184

**1 Claim, 4 Drawing Sheets**









*FIG. 1*







*FIG. 2*



*FIG. 3*




*FIG. 4*




*FIG. 5*





*FIG. 6*



*FIG. 7*