



US00D433956S

# United States Patent [19] Mathews

[11] Patent Number: Des. 433,956

[45] Date of Patent: \*\* Nov. 21, 2000

[54] PIN

[75] Inventor: Catherine Mathews, 7 Aspen Ct.,  
Coram, N.Y. 11727

[73] Assignee: Catherine Mathews, Coram, N.Y.

[\*\*] Term: 14 Years

[21] Appl. No.: 29/115,982

[22] Filed: Dec. 27, 1999

[51] LOC (7) Cl. .... 11-01

[52] U.S. Cl. .... D11/56; D11/222

[58] Field of Search ..... D11/40-78, 78.1,  
D11/81, 95, 99, 103, 226, 222; 63/DIG. 1,  
12, 18, 20, 22, 23, 33, 40, 14.1

### [56] References Cited

#### U.S. PATENT DOCUMENTS

D. 36,174	12/1902	Von Koppen	.....	D11/73
D. 117,924	12/1939	Joyce	.....	D11/61
D. 146,312	2/1947	Katz	.....	D11/54
D. 148,534	2/1948	Goldsmith	.....	D11/54
D. 156,255	11/1949	Katz	.....	D11/56
D. 220,640	5/1971	Darbo	.....	D11/56
D. 250,699	1/1979	Barr	.....	D11/56
D. 277,466	2/1985	Chien	.....	D11/41
D. 304,697	11/1989	Crews	.....	D11/56
D. 308,284	6/1990	Bergman et al.	.....	D2/978

D. 342,144	12/1993	Yang	.....	D1/112
D. 378,502	3/1997	Szlanfucht	.....	D11/81
D. 395,841	7/1998	Kenna	.....	D11/81
D. 397,638	9/1998	Shenhav	.....	D11/81
2,396,214	3/1946	Tabellario	.....	63/18
2,450,620	10/1948	Speicher	.....	63/18
2,451,913	10/1948	Brice	.....	63/23
3,088,295	5/1963	Haines	.....	D11/67
3,270,525	9/1966	Sellers	.....	63/23
3,941,631	3/1976	Kirk et al.	.....	D11/56
4,542,631	9/1985	Esser, III	.....	63/23
5,006,375	4/1991	Mangan	.....	63/12

Primary Examiner—Cathy Anne MacCormac

### [57] CLAIM

The ornamental design for pin, as shown and described.

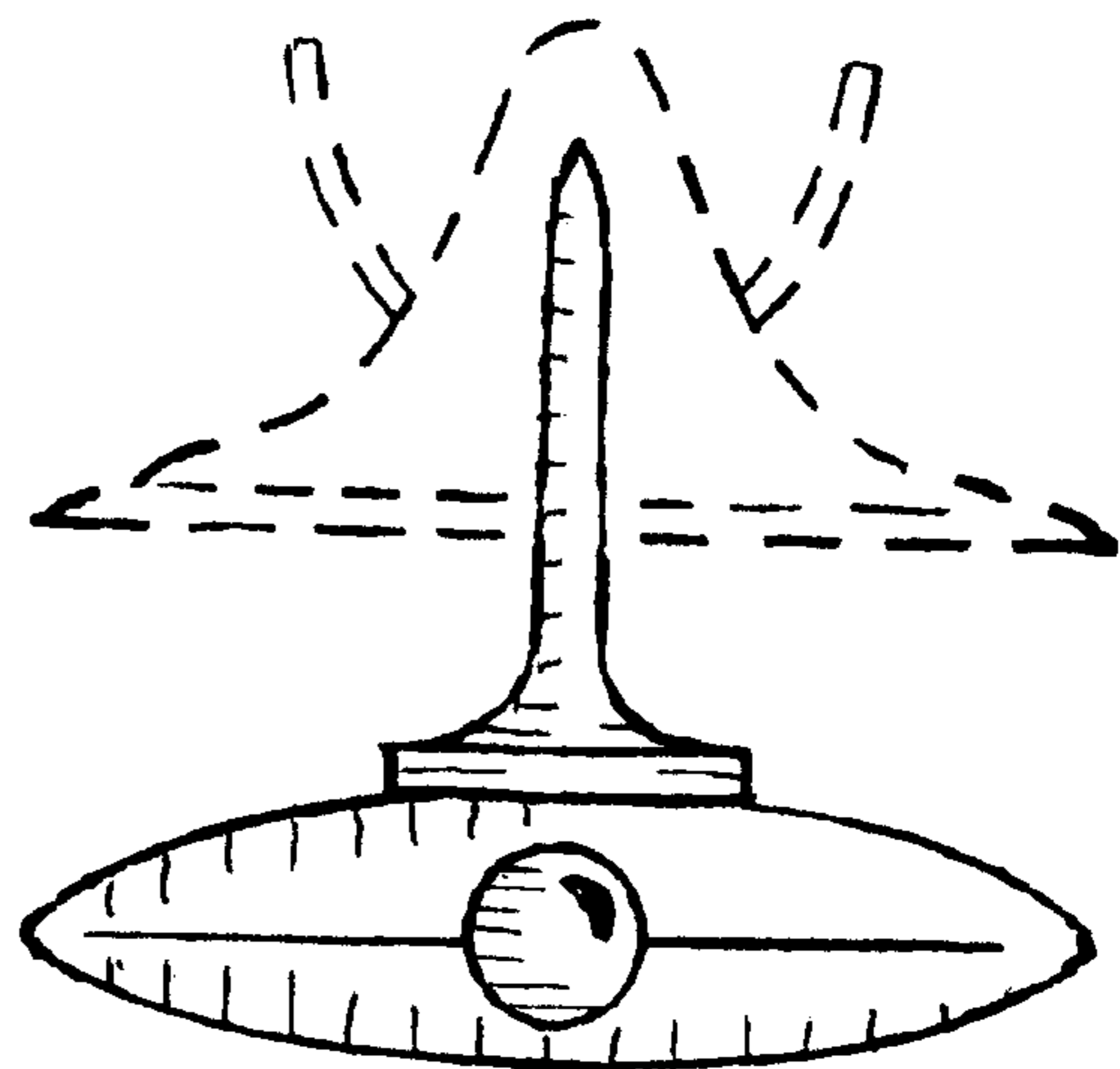

### DESCRIPTION

FIG. 1 is a front view of a pin showing my new design; FIG. 2 is a top plan view thereof; FIG. 3 is a right side view thereof; and, FIG. 4 is a rear view thereof.

The broken lines are for purpose of illustration only and form no part of the claimed design.

The pinch type clutch attaching the decorative, ornamental pin to the clothing apparel is shown in broken lines for illustrative purposes only and forms no part of the claimed design.

1 Claim, 1 Drawing Sheet



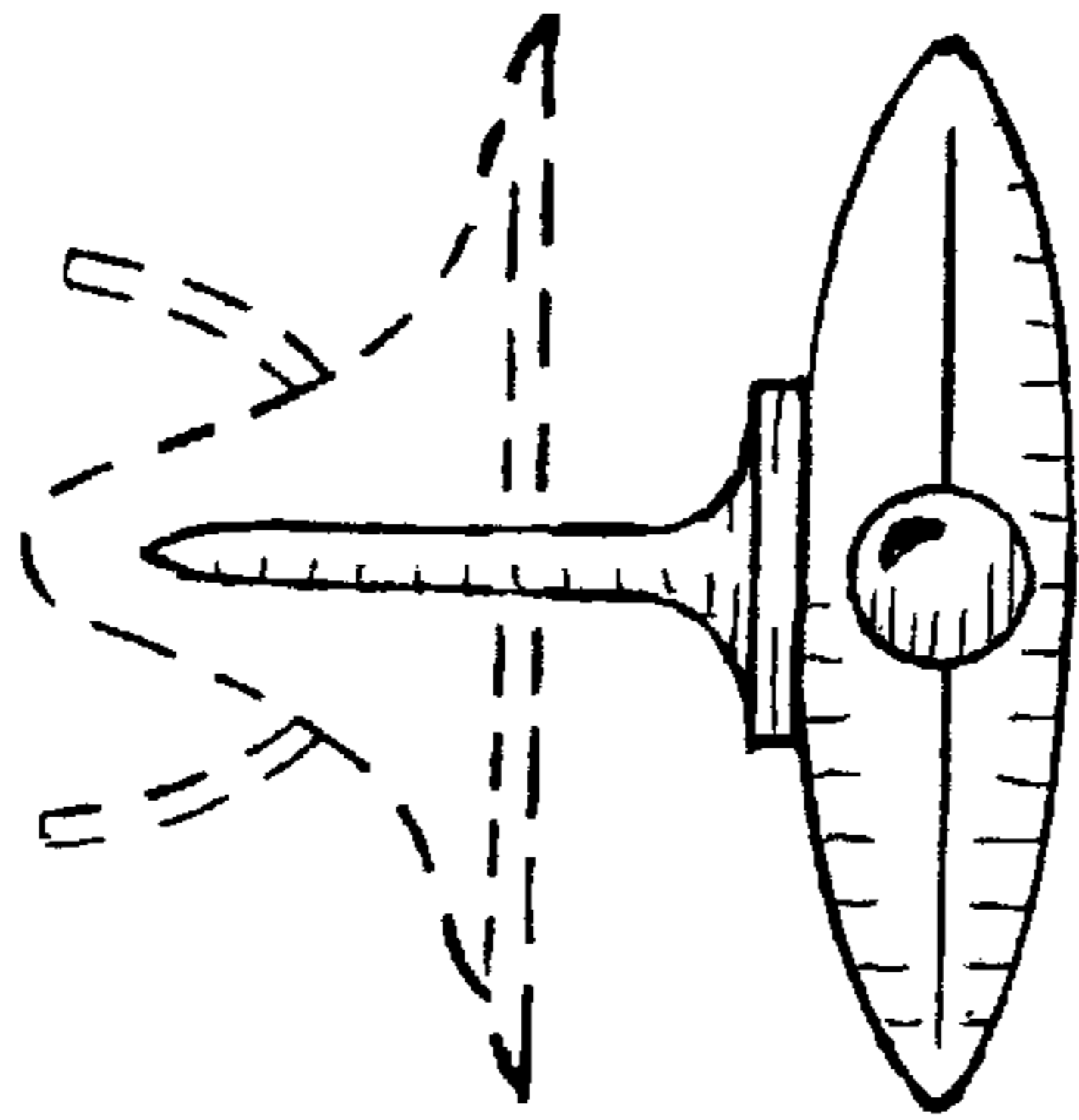


FIG. 2

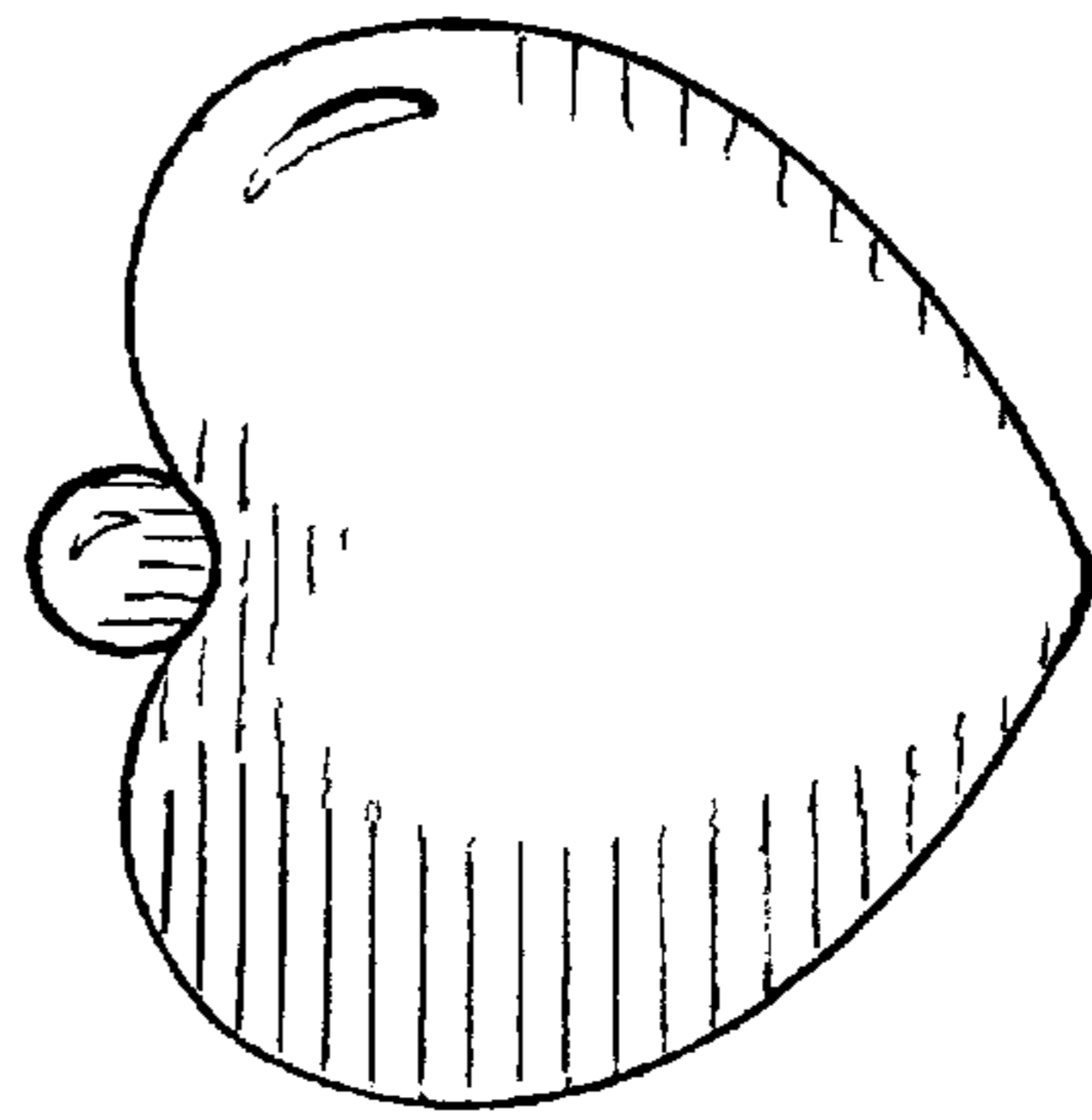


FIG. 1

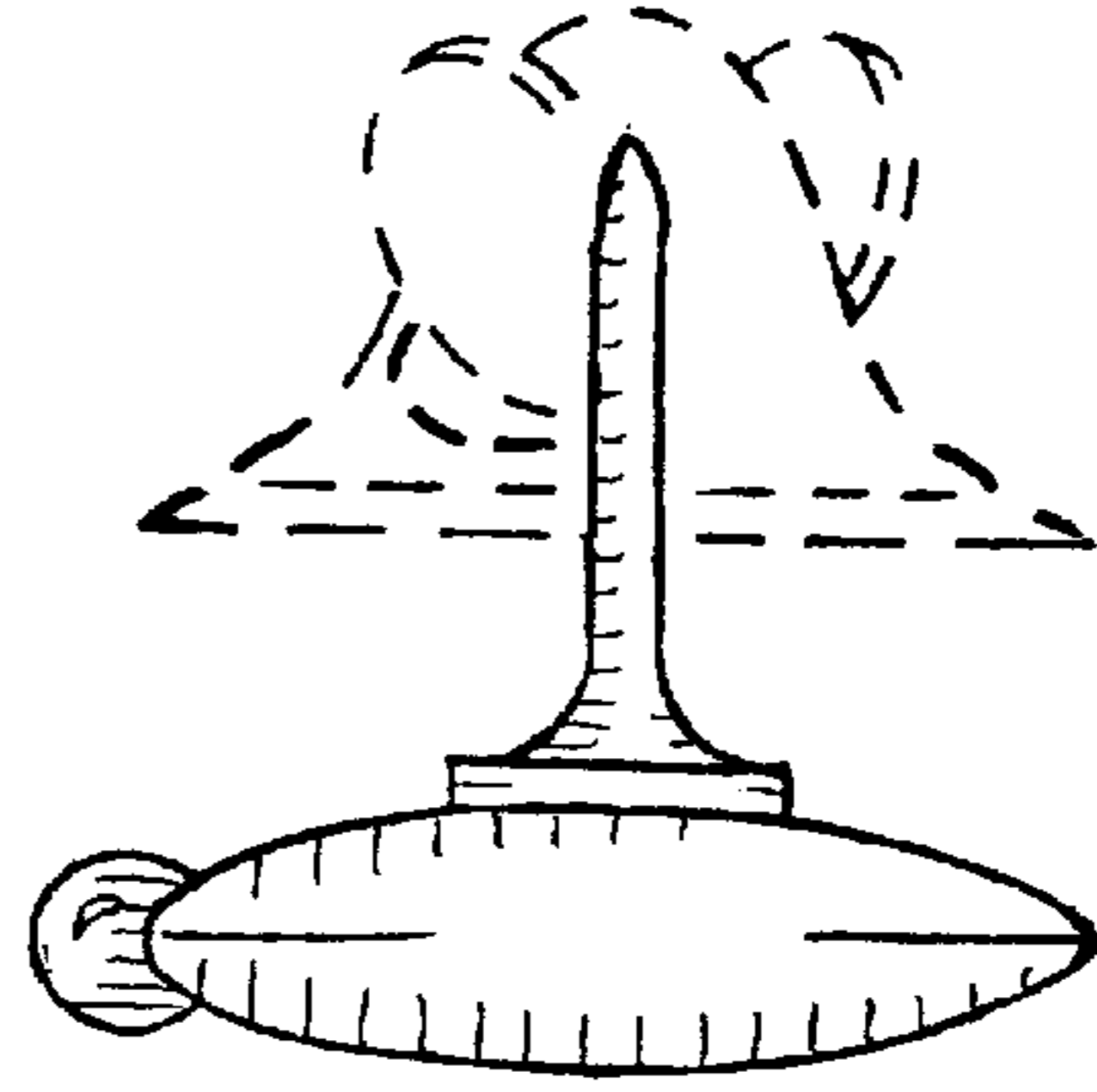


FIG. 3

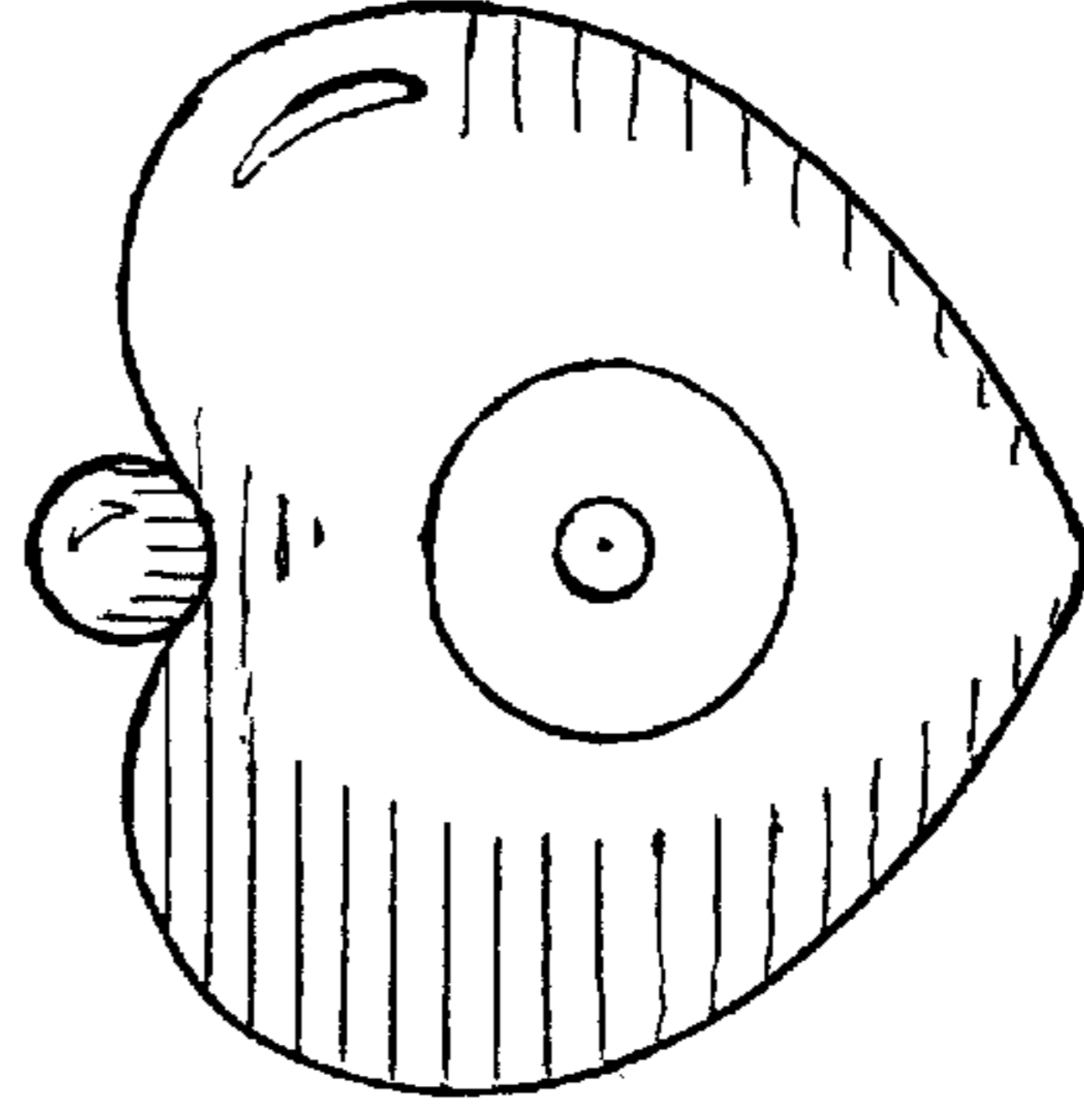


FIG. 4