



US00D433929S

# United States Patent [19] Petzl

[11] **Patent Number: Des. 433,929**

[45] **Date of Patent: \*\* Nov. 21, 2000**

[54] **ROPE CLAMP**

[75] Inventor: **Paul Petzl**, Crolles, France

[73] Assignee: **Zedel**, Crolles, France

[\*\*] Term: **14 Years**

[21] Appl. No.: **29/108,166**

[22] Filed: **Jul. 21, 1999**

### [30] Foreign Application Priority Data

Jan. 29, 1999 [FR] France ..... 99 0743

[51] **LOC (7) Cl.** ..... **08-08**

[52] **U.S. Cl.** ..... **D8/383**

[58] **Field of Search** ..... D8/356, 383, 394-396,  
D8/107; D9/434, 443; D3/328; D12/317;  
16/110.1, 422, DIG. 12; 24/115 R, 129 R,  
130, 136 L, 115 K; 248/925; 254/391, 390,  
405, 406

### [56] References Cited

#### U.S. PATENT DOCUMENTS

D. 312,207 11/1990 Bateman ..... D8/383

3,467,351	9/1969	Feuerer	.....	24/115 R
4,493,134	1/1985	Karr	.....	24/115 R
5,170,538	12/1992	Zarembo	.....	24/115 R
5,245,730	9/1993	Martin	.....	24/129 R
5,596,791	1/1997	Parsons	.....	24/130
5,782,442	7/1998	Kwak et al.	.....	248/925
5,845,894	12/1998	Petzl et al.	.....	254/391
5,887,315	3/1999	Rogers	.....	16/DIG. 12

*Primary Examiner*—Alan P. Douglas  
*Assistant Examiner*—Reid Hecker  
*Attorney, Agent, or Firm*—Oliff & Berridge, PLC


### [57] CLAIM


The ornamental design for rope clamp, as shown and described.

### DESCRIPTION

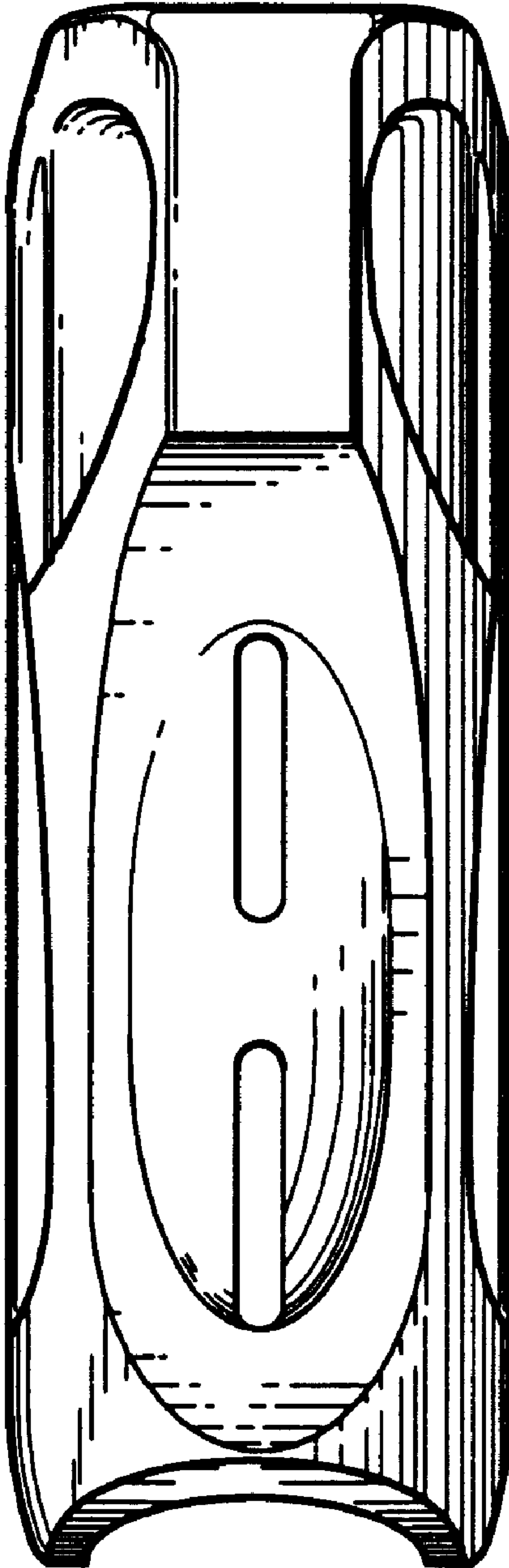
FIG. 1 is a front view of the inventive design for rope clamp;  
FIG. 2 is a left side view thereof;  
FIG. 3 is a right side view thereof;  
FIG. 4 is a rear view thereof;  
FIG. 5 is a top view thereof; and,  
FIG. 6 is a bottom view thereof.

**1 Claim, 5 Drawing Sheets**

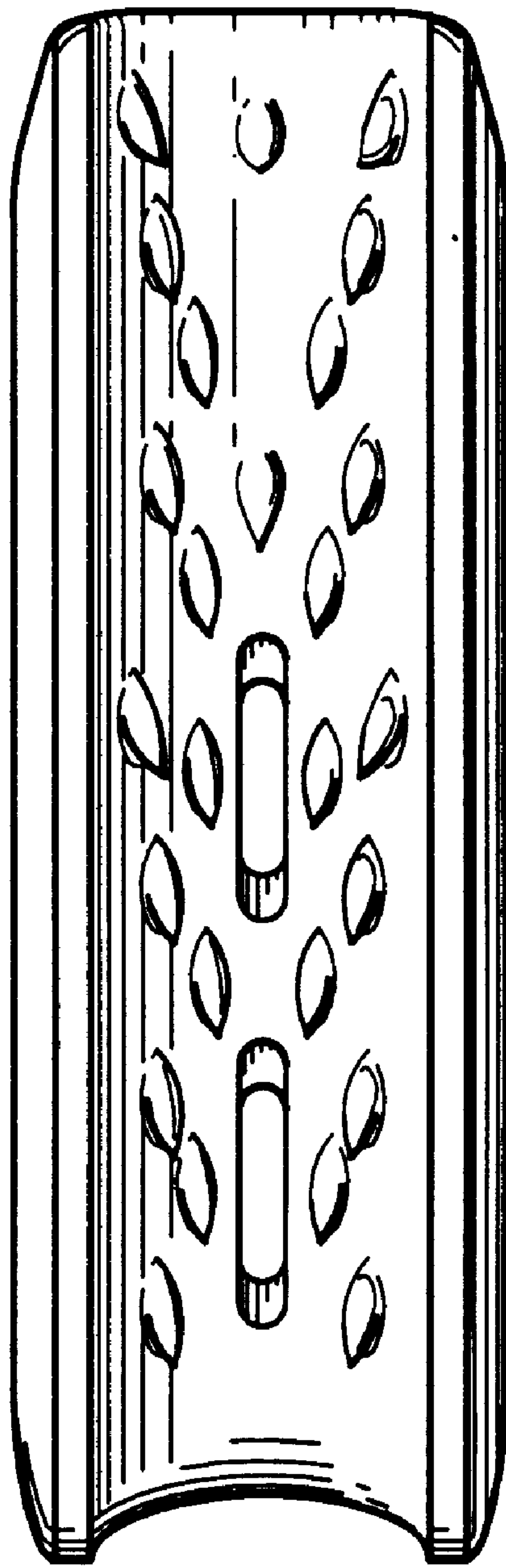




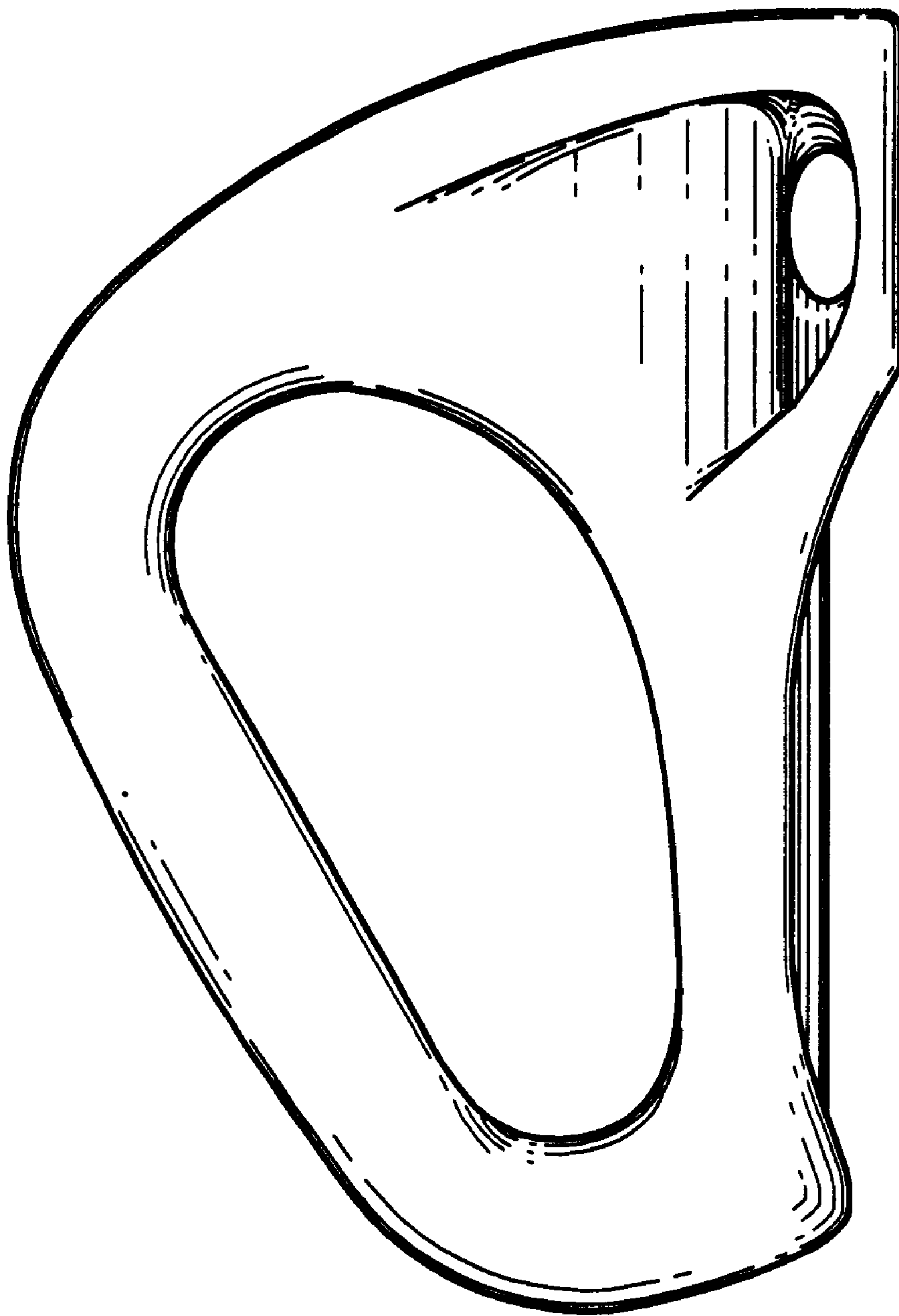
**FIG. 1**



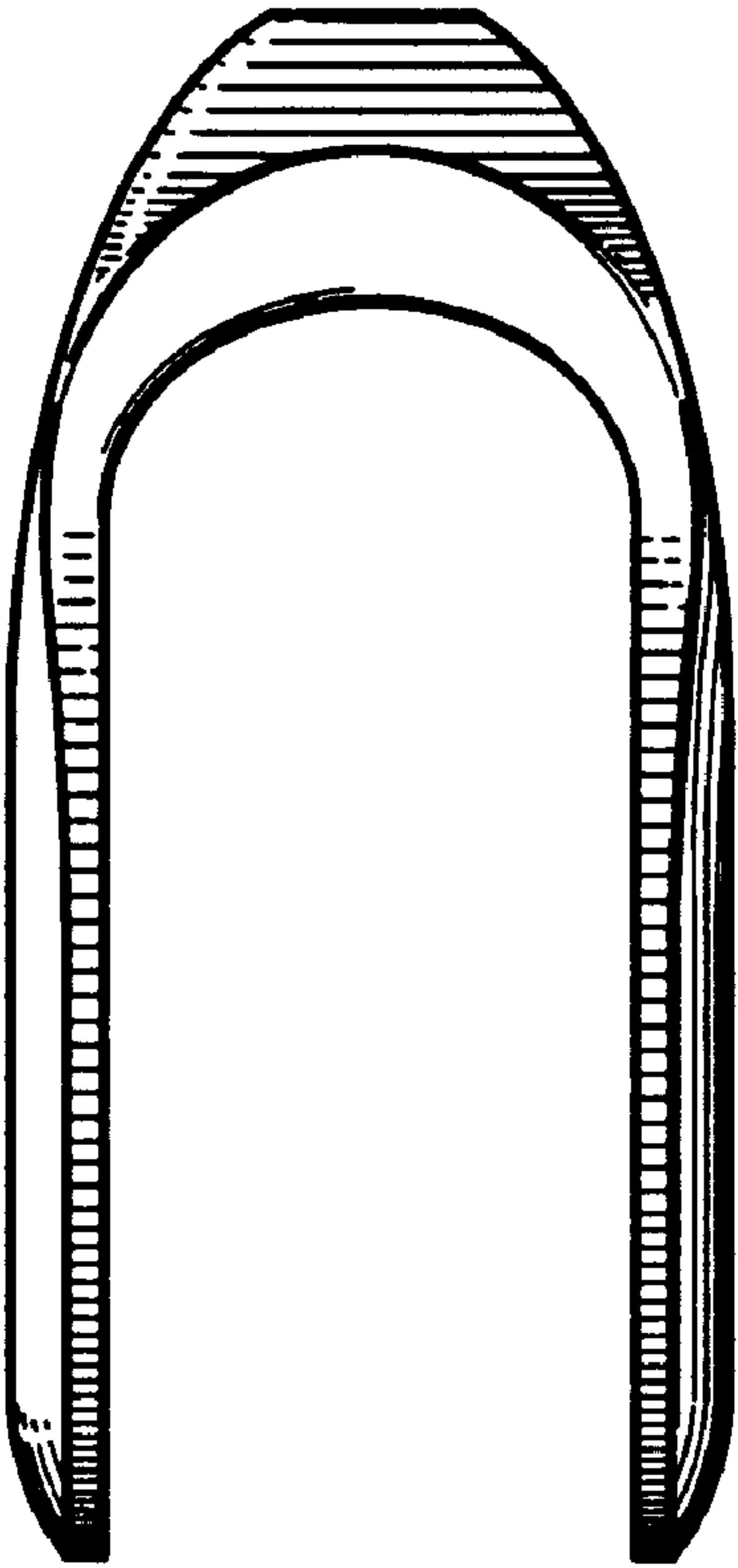
**FIG. 2**




**FIG. 3**



**FIG. 4**



**FIG. 5**



**FIG. 6**