



US00D433921S

United States Patent [19]
Van Den Acker

[11] **Patent Number: Des. 433,921**
[45] **Date of Patent: ** Nov. 21, 2000**

[54] **AUTOMOTIVE VEHICLE KEY**
[75] **Inventor: Laurens Van Den Acker**, Laguna Beach, Calif.
[73] **Assignee: Ford Global Technologies, Inc.**, Dearborn, Mich.
[**] **Term: 14 Years**
[21] **Appl. No.: 29/109,719**
[22] **Filed: Aug. 20, 1999**
[51] **LOC (7) Cl. 08-07**
[52] **U.S. Cl. D8/347**
[58] **Field of Search** D8/347, 348; 70/336, 70/393, 278.3, 344, 345, 402-408

2,882,710 4/1959 Furn .
2,931,208 4/1960 Prim .
2,989,861 6/1961 Schefman .
3,277,680 10/1966 Merila .
3,363,440 1/1968 Rivers .
3,394,565 7/1968 Turman .
3,421,349 1/1969 St. Clair, Jr. .
3,427,834 2/1969 Tutino .
3,527,072 9/1970 Demetreon .
3,672,192 6/1972 Dontas .
4,726,205 2/1988 Allerdist et al. .
4,888,970 12/1989 Kinzler et al. .
4,901,548 2/1990 Deslandes 70/408
4,941,569 7/1990 Lindmayer et al. .
5,433,096 7/1995 Janssen et al. .
5,732,579 3/1998 D'Hont et al. .
5,768,925 6/1998 Ozawa et al. .
5,819,568 10/1998 Christie et al. 70/395
5,832,761 11/1998 Chen .
5,878,611 3/1999 Lerchner et al. .

[56] **References Cited**
U.S. PATENT DOCUMENTS

D. 3,942 3/1870 Elwell .
D. 178,844 9/1956 Mencaccini .
D. 179,844 3/1957 Gehrie .
D. 250,990 2/1979 Hanneman .
D. 286,854 11/1986 Fane et al. D8/347
D. 307,704 5/1990 Vonlanthen .
D. 334,528 4/1993 Franklin .
D. 358,543 5/1995 Amber .
D. 400,779 11/1998 Chen .
D. 404,284 1/1999 Sacco et al. .
D. 407,006 3/1999 Sacco et al. .
D. 407,007 3/1999 Sacco et al. .
2,514,940 7/1950 Doss et al. .
2,547,340 4/1951 Mullan .
2,547,524 4/1951 Gross .
2,625,814 1/1953 Mullan .
2,659,231 11/1953 Glubiak .
2,699,667 1/1955 Mark et al. .

Primary Examiner—Susan J. Lucas
Assistant Examiner—Jennifer Rivard

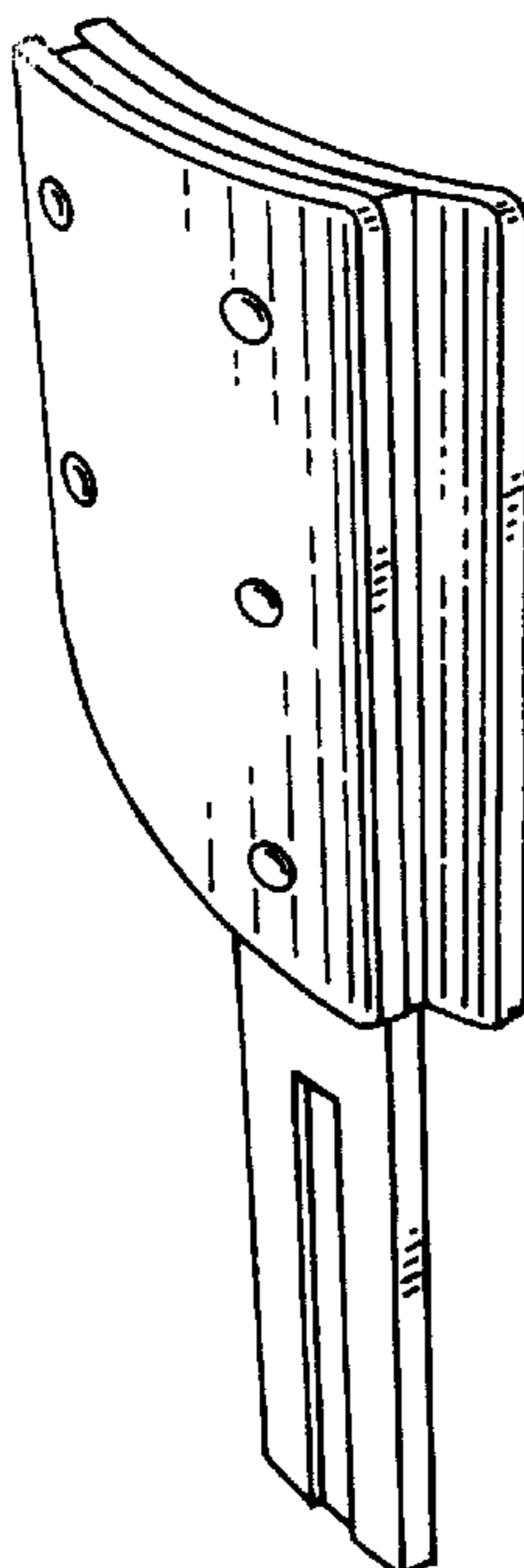
[57] **CLAIM**

The ornamental design for an automotive vehicle key, as shown and described.

DESCRIPTION

FIG. 1 is a perspective view of an automotive vehicle key according to our novel design;
FIG. 2 is a left side view thereof;
FIG. 3 is a right side view thereof;
FIG. 4 is a front view thereof;
FIG. 5 is a back view thereof;
FIG. 6 is a top view thereof; and,
FIG. 7 is a bottom view thereof.

1 Claim, 1 Drawing Sheet



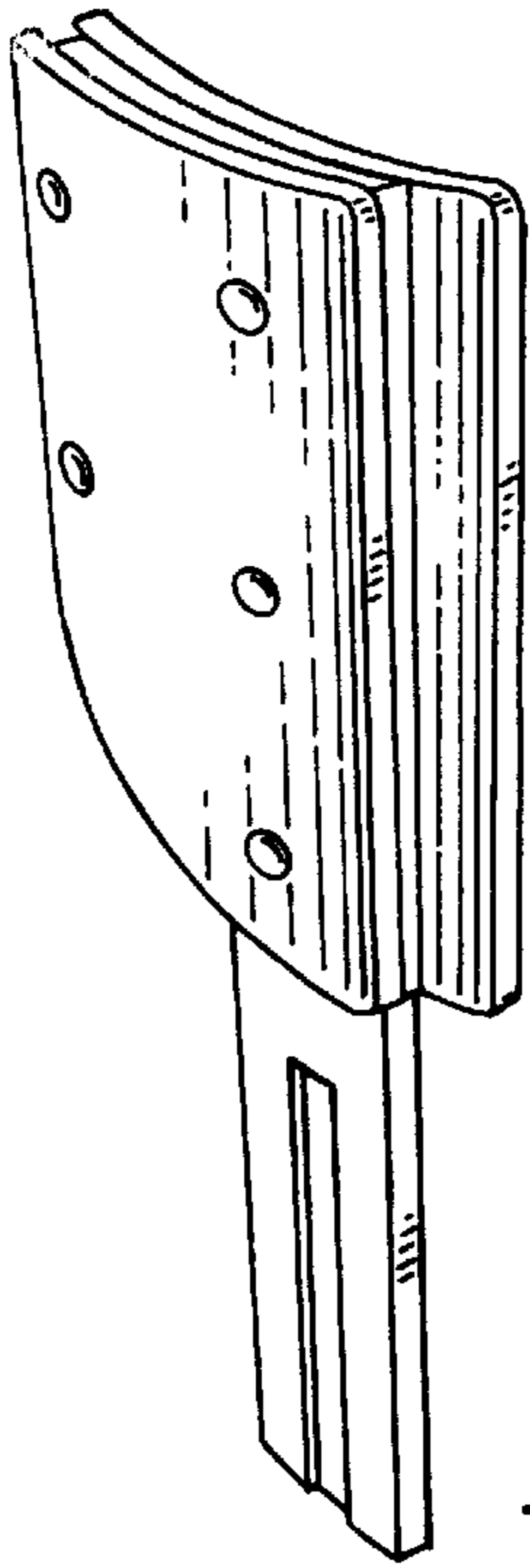


FIG. 1



FIG. 2



FIG. 3

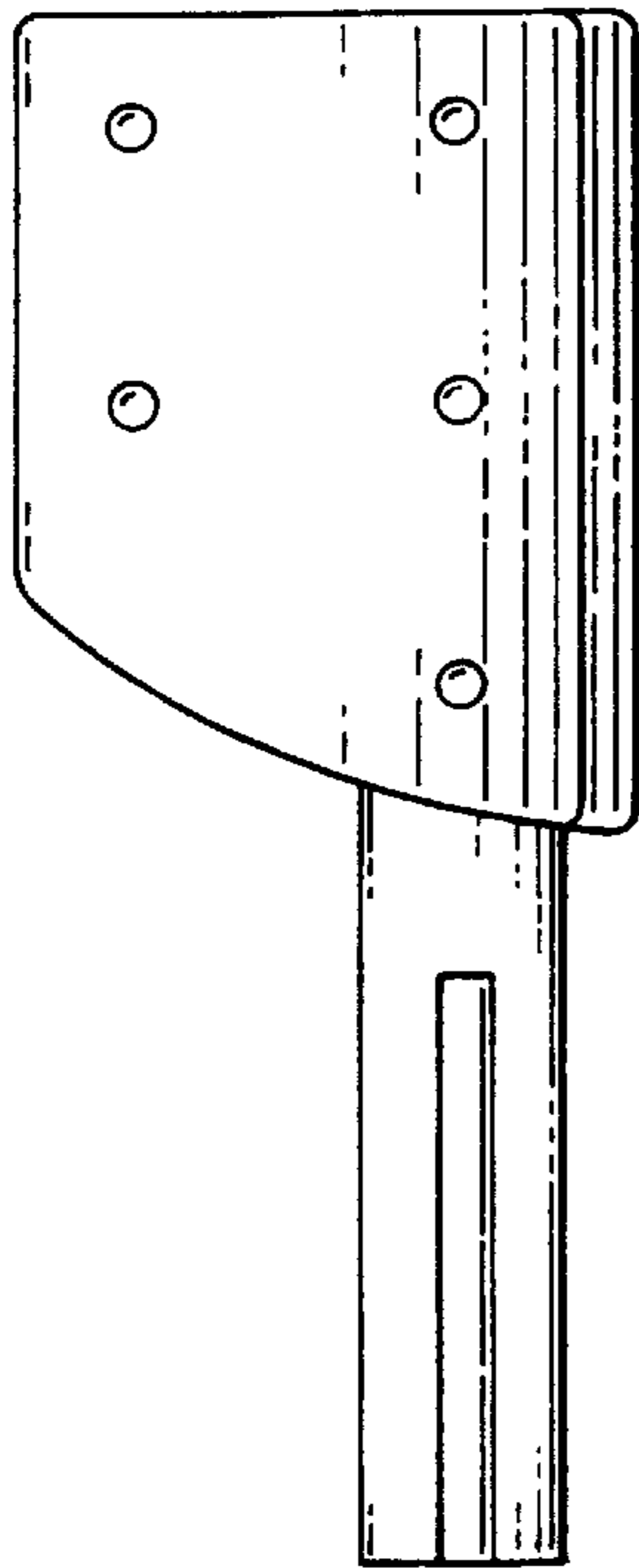


FIG. 4

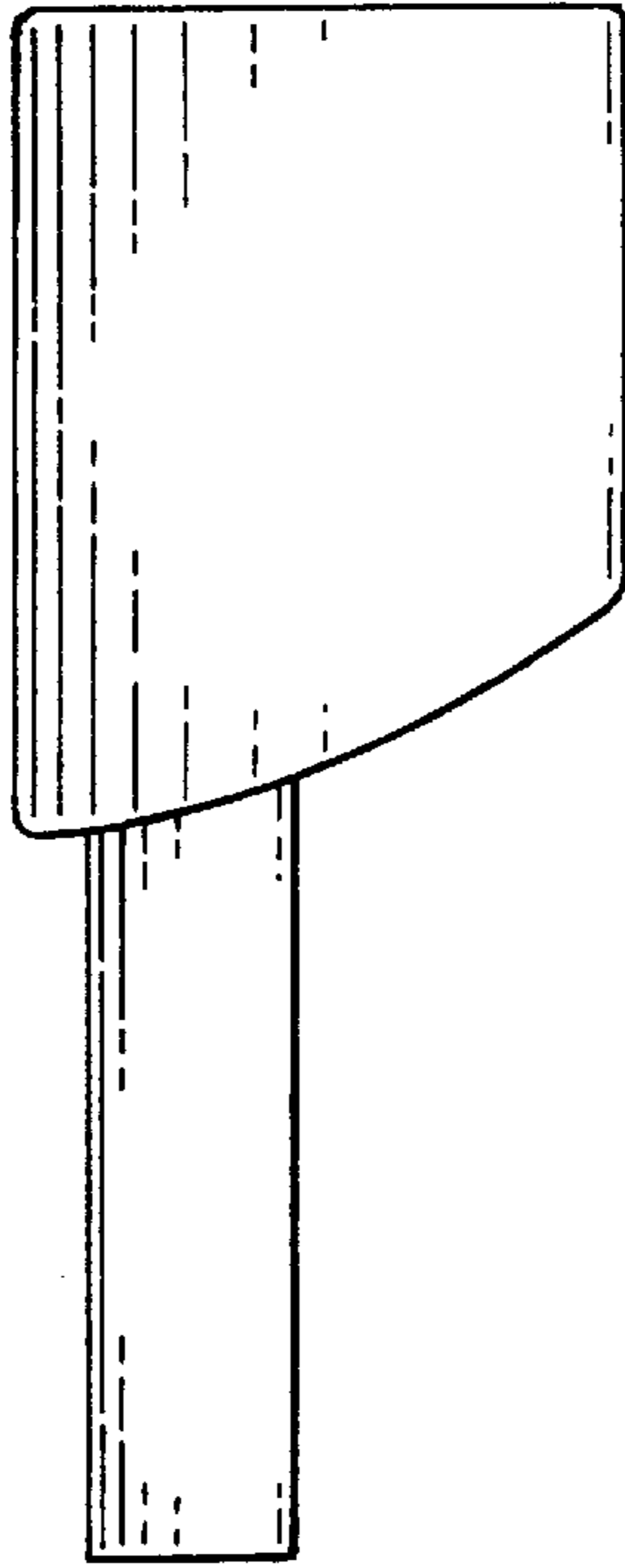


FIG. 5



FIG. 6




FIG. 7