



US00D433907S

# United States Patent [19]

Fuchs et al.

[11] **Patent Number: Des. 433,907**

[45] **Date of Patent: \*\* Nov. 21, 2000**

[54] **CLOSE CUT SAW**

[75] Inventors: **Wolfgang Fuchs**, Filderstadt; **Eduard Gansel**, Dettenhausen; **Uwe Engelfried**, Ostfildern; **Rudolf Fuchs**, Neuhausen, all of Germany

[73] Assignee: **Robert Bosch GmbH**, Stuttgart, Germany

[\*\*] Term: **14 Years**

[21] Appl. No.: **29/099,935**

[22] Filed: **Feb. 1, 1999**

[30] **Foreign Application Priority Data**

Jul. 31, 1998 [DE] Germany ..... 498 07 635

[51] **LOC (7) Cl.** ..... **08-03**

[52] **U.S. Cl.** ..... **D8/64**

[58] **Field of Search** ..... D8/61, 62, 70, D8/82, 83, 86, 107, DIG. 7; 74/49, 50; 30/164, 178, 391, 392, 393; D7/646

[56] **References Cited**

**U.S. PATENT DOCUMENTS**

D. 298,601 11/1988 Tsuji ..... D7/646

D. 301,198	5/1989	Hoshino et al. ....	D8/61
D. 302,785	8/1989	Cunningham .....	D8/64
3,640,280	2/1972	Slanker et al. ....	30/164 X
3,668,780	6/1972	Cowdrey .....	30/178
4,771,542	9/1988	Beveridge .....	30/392
5,099,705	3/1992	Dravnieks .....	74/50

*Primary Examiner*—Martie K. Holtje  
*Attorney, Agent, or Firm*—Michael J. Striker

[57] **CLAIM**

The ornamental design for a close cut saw, as shown and described.

**DESCRIPTION**


FIG. 1 is a top plan view of a close cut saw showing our new design;


FIG. 2 is a bottom plan view thereof;

FIG. 3 is a right side view thereof; and,

FIG. 4 is a left side view thereof.


**1 Claim, 4 Drawing Sheets**






*FIG. 1*






*FIG. 2*



*FIG. 3*



*FIG. 4*