



US00D433898S

United States Patent [19] Hunt

[11] **Patent Number: Des. 433,898**

[45] **Date of Patent: ** Nov. 21, 2000**

[54] **BOTTLE OPENER**

[76] Inventor: **Steven D. Hunt**, 2110 Fortview Rd.,
Austin, Tex. 78704

[**] Term: **14 Years**

[21] Appl. No.: **29/110,226**

[22] Filed: **Sep. 1, 1999**

[51] **LOC (7) Cl.** **07-99**

[52] **U.S. Cl.** **D8/38**

[58] **Field of Search** D8/33-43, 18,
D8/19, 102-104; 30/400-443, 448; 81/3.07-3.49;
7/151-156; D11/62, 81; D3/208-210

[56] **References Cited**

U.S. PATENT DOCUMENTS

D. 39,107	2/1908	Jacobs	D11/62
D. 218,272	8/1970	Bothe	D8/19
D. 279,645	7/1985	Makris	D8/38
D. 282,136	1/1986	Skermetta	D7/675
D. 334,696	4/1993	Makris	D8/38
D. 383,651	9/1997	Wyk	D8/34
D. 383,663	9/1997	Gray et al.	D8/102
D. 396,791	8/1998	Gray et al.	D8/103
D. 418,447	1/2000	Meurer	D11/131
2,786,268	3/1957	Johnson	30/448

Primary Examiner—Jeffrey Asch

[57] **CLAIM**

The ornamental design for a bottle opener, as shown and described.

DESCRIPTION

FIG. 1 is a plan view illustrating a first embodiment of a bottle opener according to the present invention.

FIG. 2 is a cross sectional view taken along line 2—2 in FIG. 1.

FIG. 3 is a plan view illustrating a second embodiment of a bottle opener according to the present invention.

FIG. 4 is a cross sectional line taken along line 4—4 in FIG. 3.

FIG. 5 is a plan view illustrating a third embodiment of a bottle opener according to the present invention.

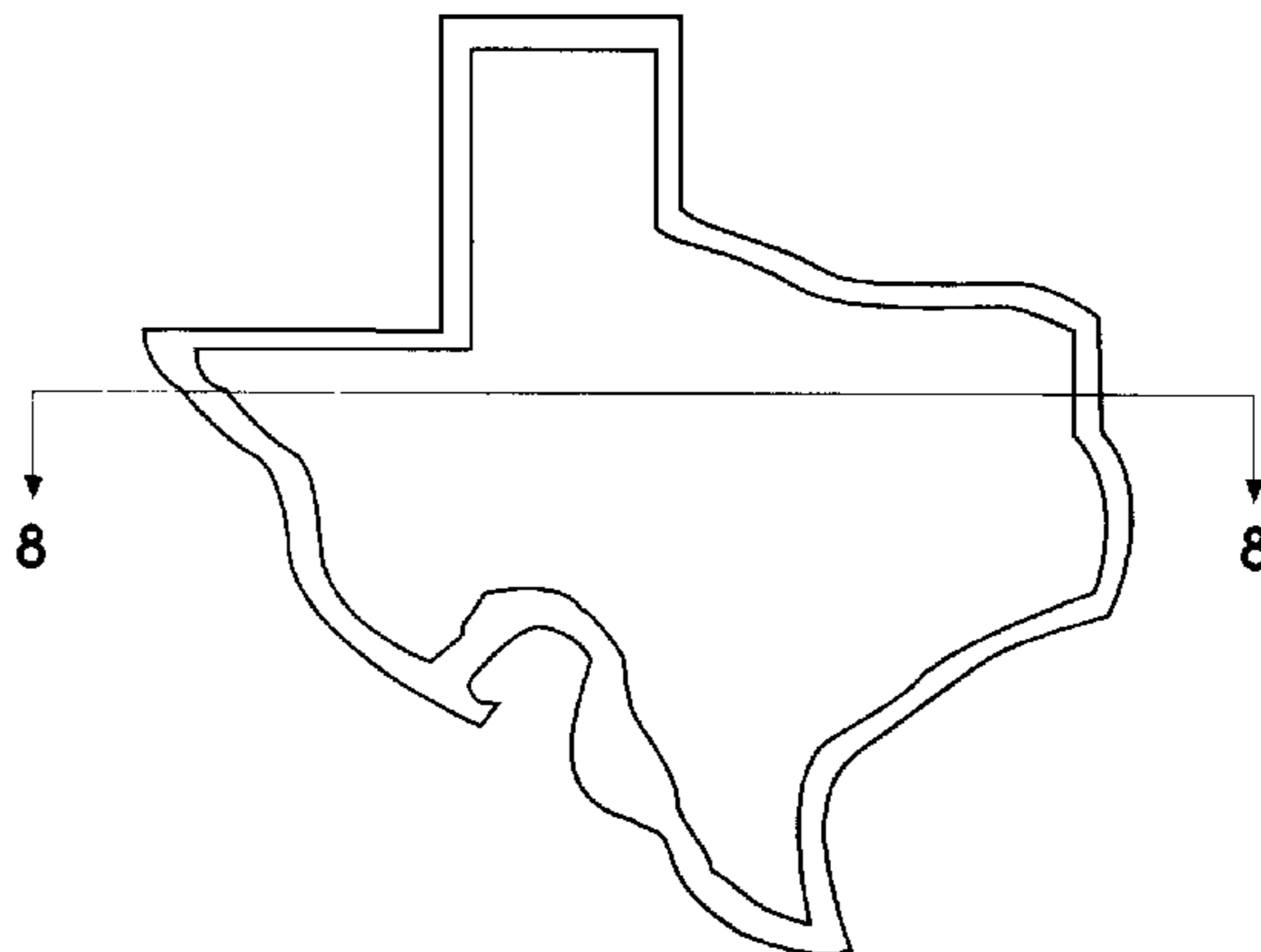
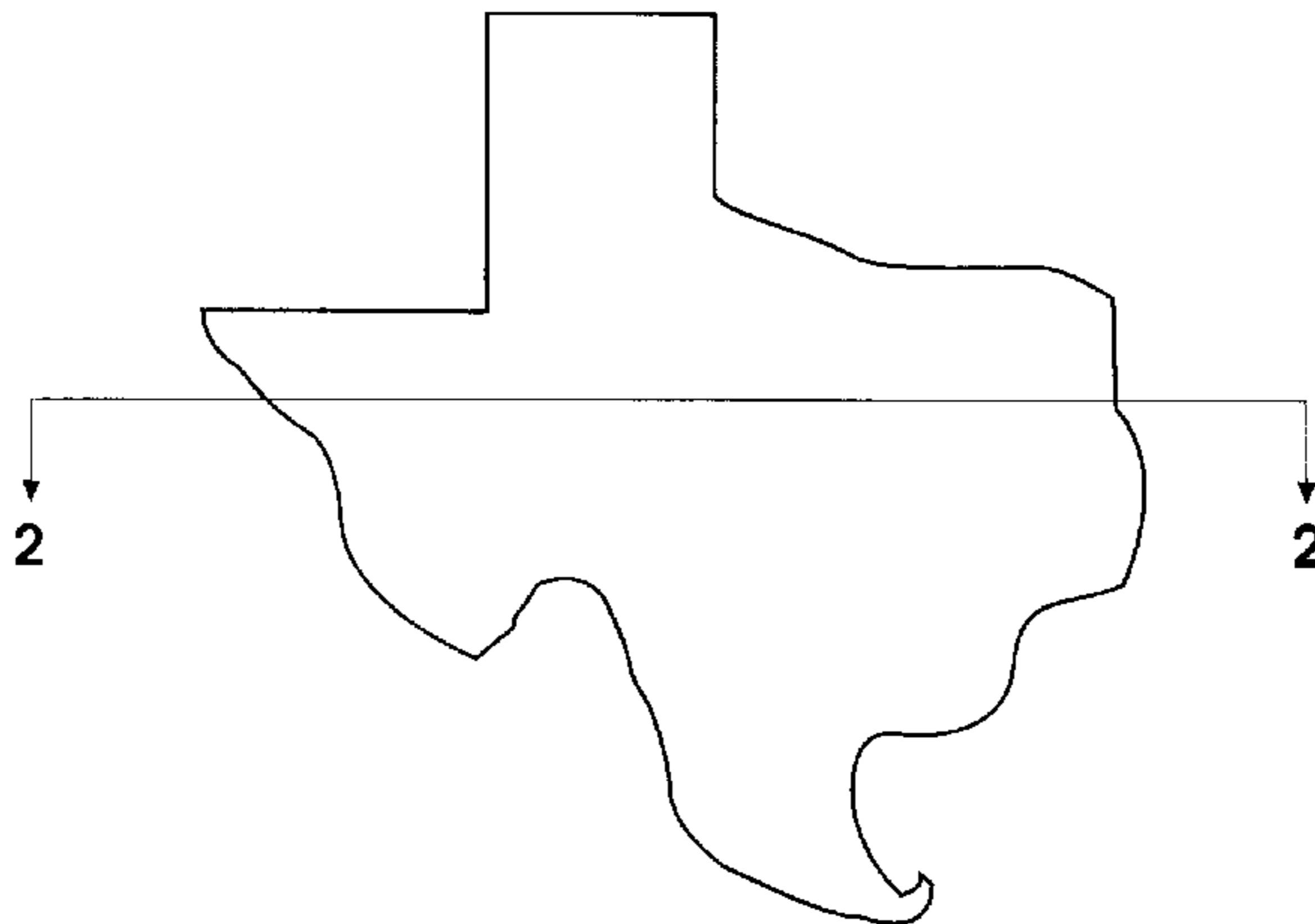
FIG. 6 is a cross sectional line taken along line 6—6 in FIG. 5.

FIG. 7 is a plan view illustrating a second embodiment of a bottle open according to the present invention; and,

FIG. 8 is a cross sectional line taken along line 8—8 in FIG. 7.

The portions of the article, not shown in the drawings or described in the specification, form no part of the claimed invention.

1 Claim, 2 Drawing Sheets



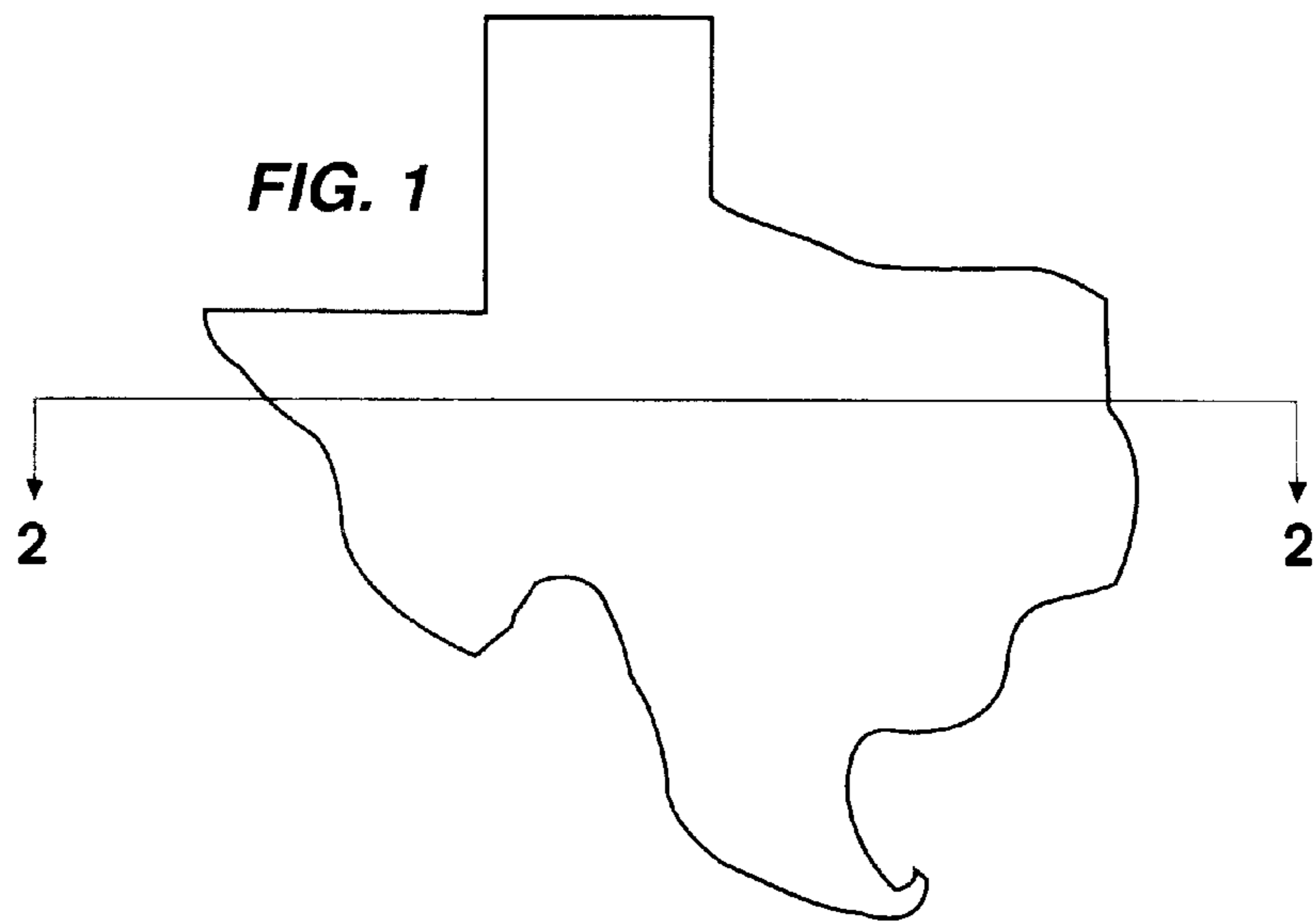


FIG. 2

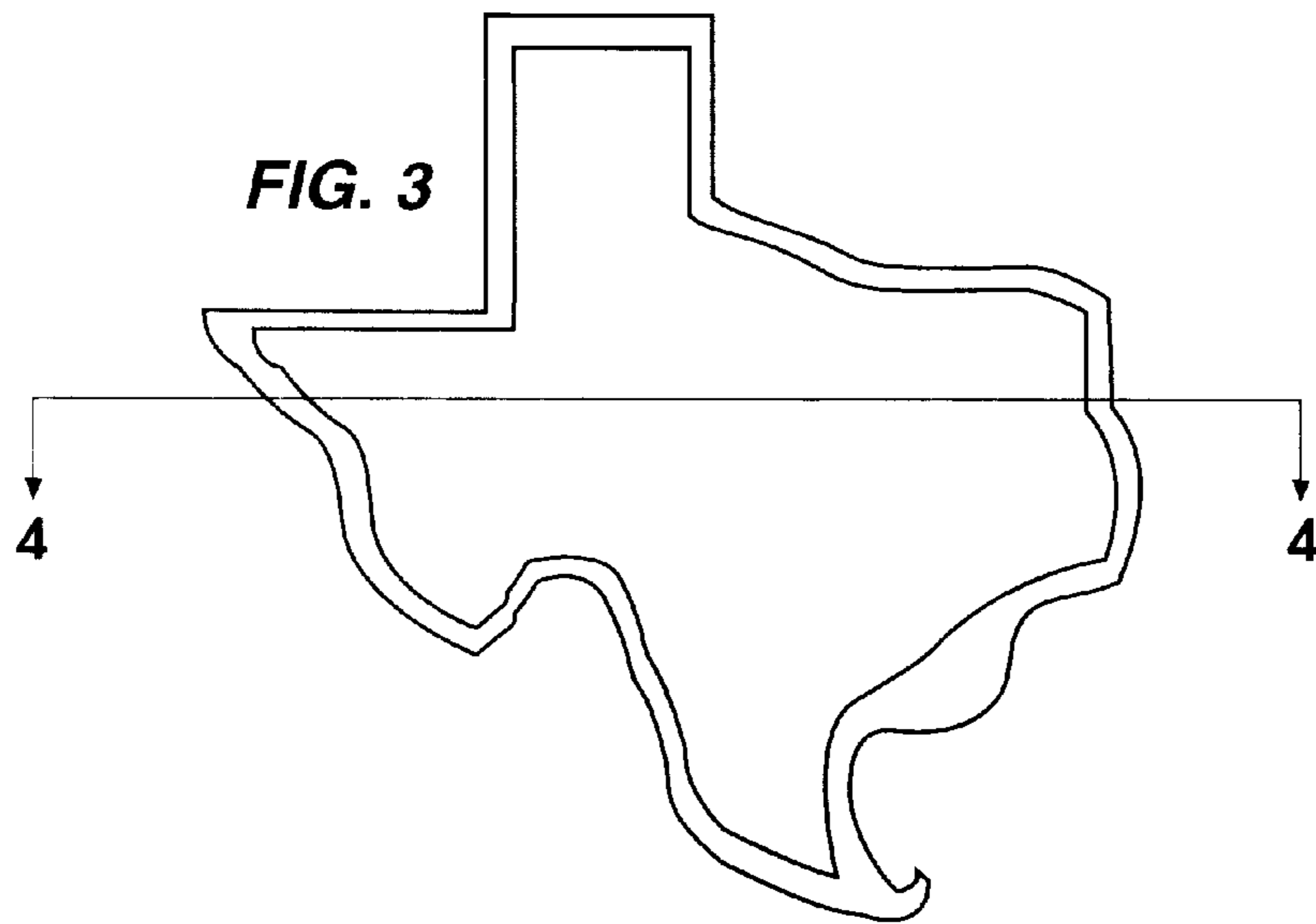
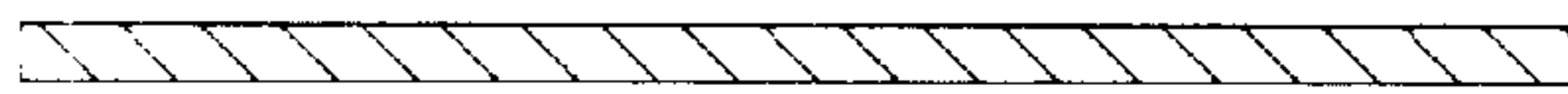


FIG. 4

