



US00D433896S

**United States Patent** [19]  
**Wei**

[11] **Patent Number: Des. 433,896**

[45] **Date of Patent: \*\* Nov. 21, 2000**

[54] **WRENCH**

5,865,074 2/1999 Hsieh ..... 81/125.1

[76] Inventor: **Hung Yin Wei**, P.O. Box 2103,  
Taichung, Taiwan

*Primary Examiner*—Richelle Shelton

[\*\*] Term: **14 Years**

[57] **CLAIM**

The ornamental design for a wrench, as shown and as described.

[21] Appl. No.: **29/117,924**

[22] Filed: **Jan. 28, 2000**

**DESCRIPTION**

[51] **LOC (7) Cl.** ..... **08-05**

FIG. 1 is a perspective view of a wrench showing my invention;

[52] **U.S. Cl.** ..... **D8/28**

FIG. 2 is a front view thereof;

[58] **Field of Search** ..... D8/28; 81/125.1,  
81/119

FIG. 3 is a rear view thereof;

FIG. 4 is a left side view thereof;

FIG. 5 is a right side view thereof;

FIG. 6 is a top view thereof; and,

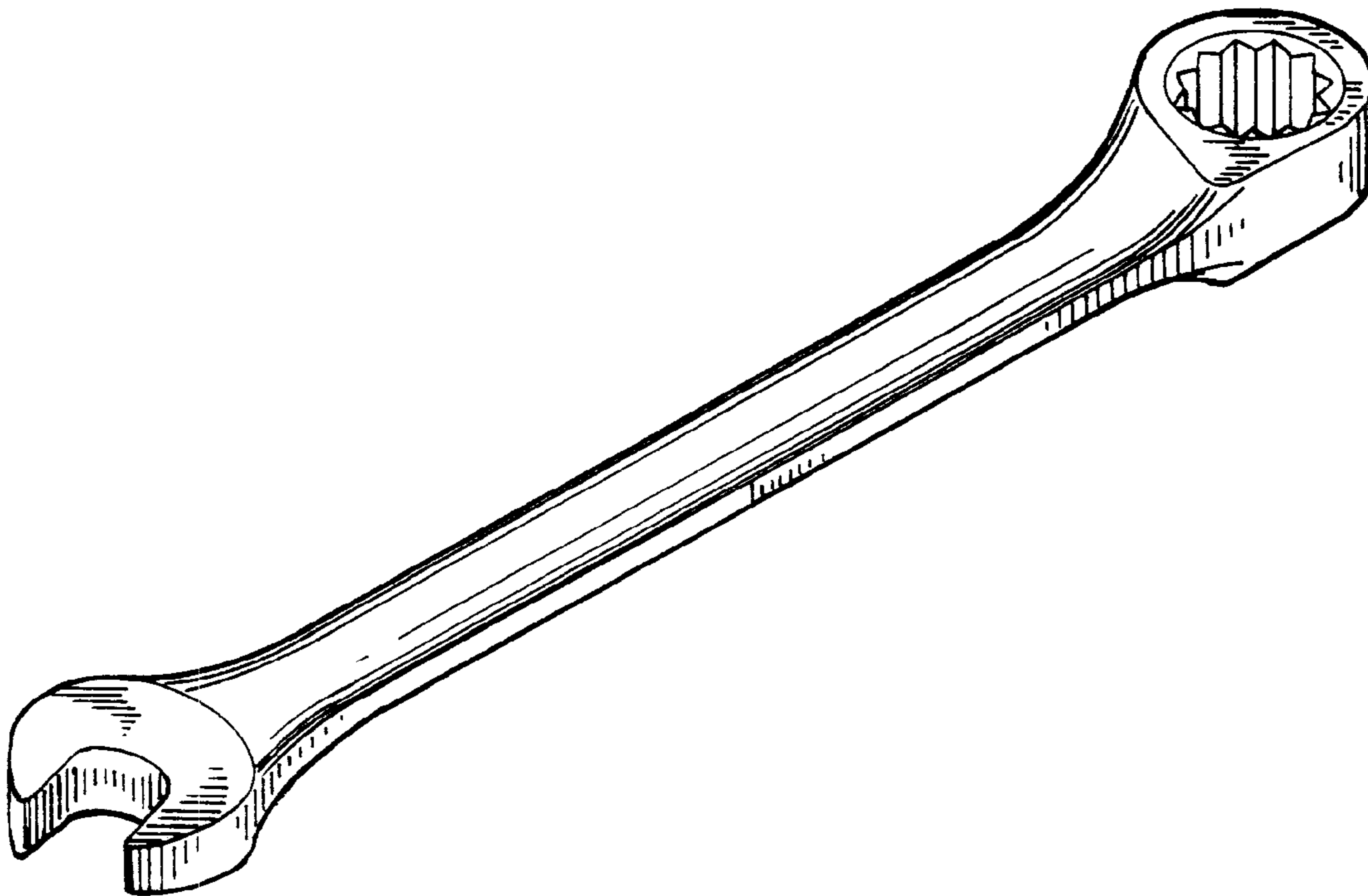
FIG. 7 is a bottom view thereof.

[56] **References Cited**

**U.S. PATENT DOCUMENTS**

5,148,726 9/1992 Huebschen et al. .... 81/119

**1 Claim, 2 Drawing Sheets**



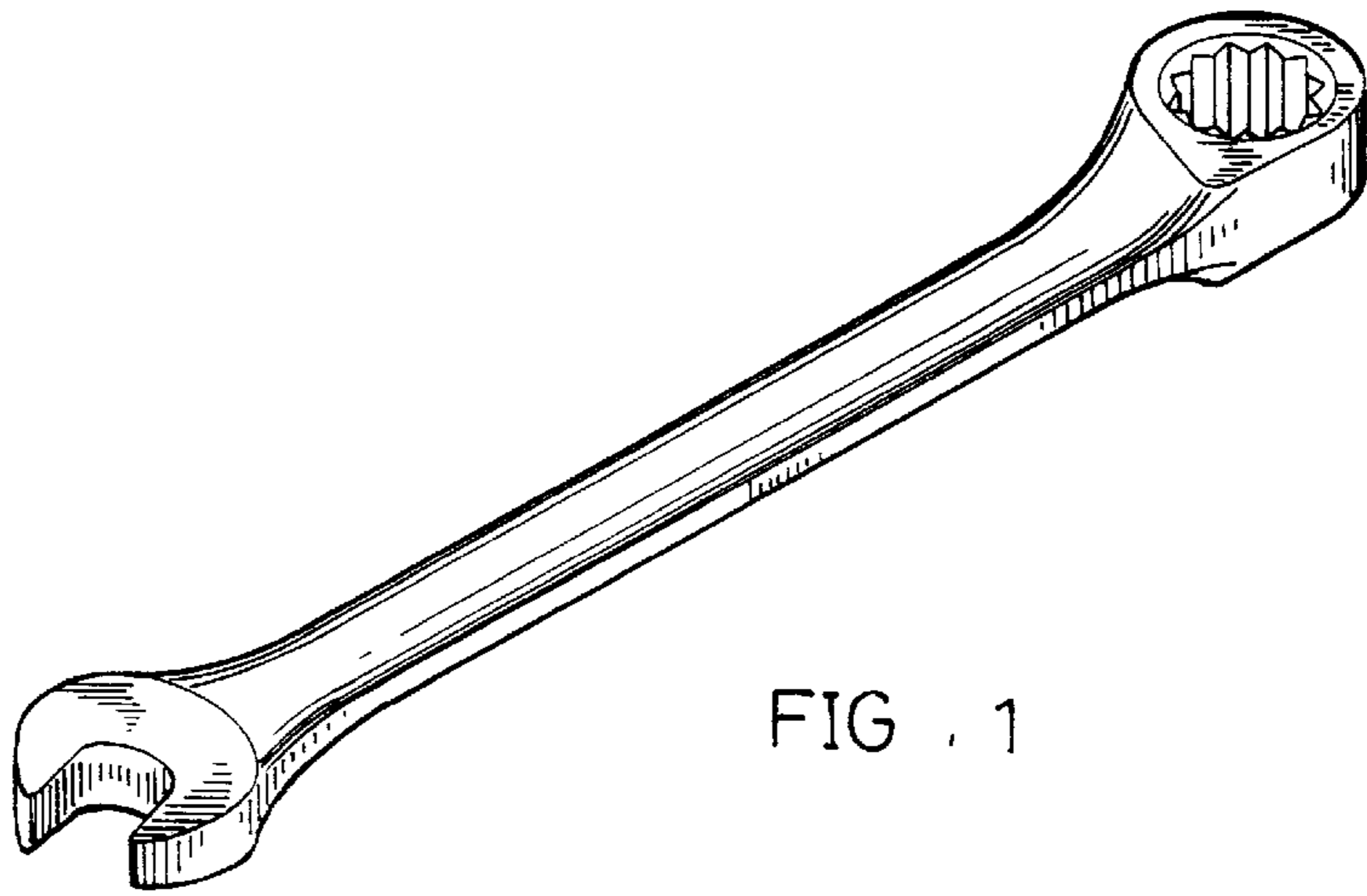


FIG . 1



FIG . 2

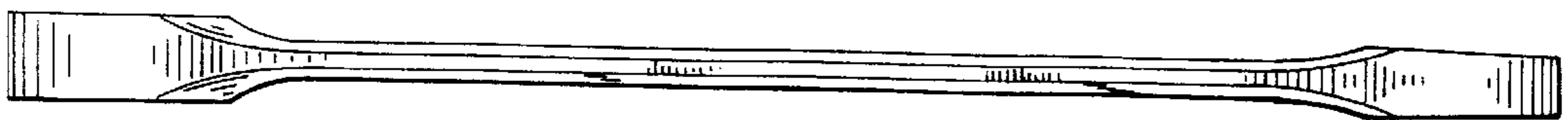


FIG . 3



FIG . 4

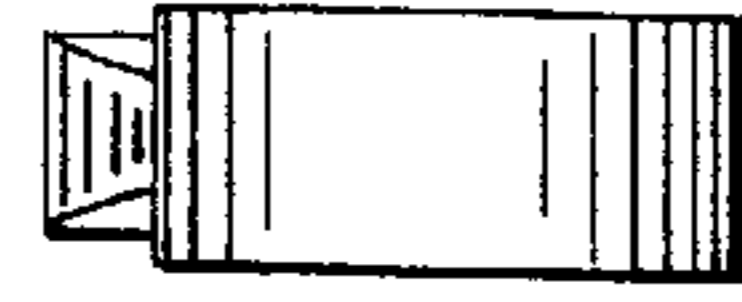


FIG . 5




FIG . 6

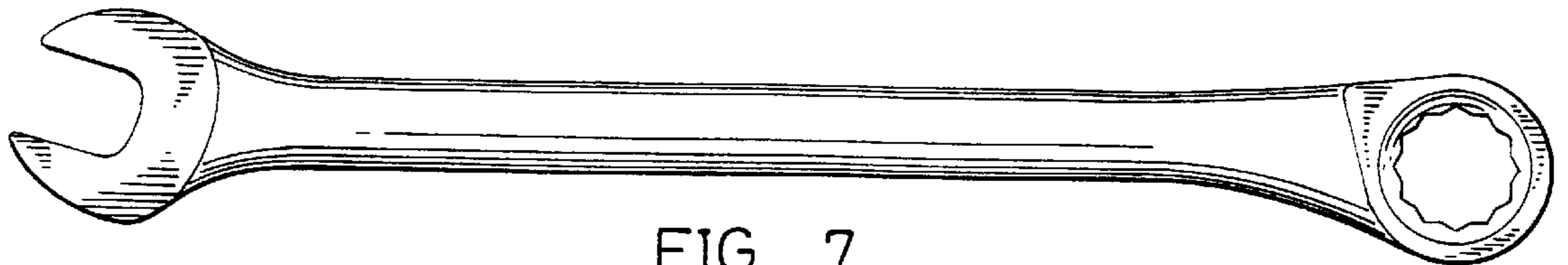


FIG . 7