



US00D433890S

# United States Patent [19] Scaringella

[11] **Patent Number: Des. 433,890**

[45] **Date of Patent: \*\* Nov. 21, 2000**

[54] **CULTIVATOR**

[76] **Inventor: Sabino J. Scaringella, 713 Diellen La.,  
Elmont, N.Y. 11003**

[\*\*] **Term: 14 Years**

[21] **Appl. No.: 29/119,587**

[22] **Filed: Mar. 3, 2000**

[51] **LOC (7) Cl. .... 08-01**

[52] **U.S. Cl. .... D8/13**

[58] **Field of Search ..... D8/1, 7, 9, 11,  
D8/10, 13; 294/50, 55.5, 52, 49; 172/371,  
375**

[56] **References Cited**

**U.S. PATENT DOCUMENTS**

310,958	1/1885	Noyes .....	294/55.5
D. 370,612	6/1996	Meakin et al. .	
D. 376,742	12/1996	Filowiak et al. .	
D. 392,525	3/1998	Sorge, Jr. .	
D. 398,203	9/1998	Naccarato et al. ....	D8/13
D. 403,931	1/1999	Dickhaus .....	D8/13
D. 413,234	8/1999	Spear .	

1,417,901	5/1922	Hembree .....	294/55.5
4,477,972	10/1984	Testa, Jr. .	
5,060,343	10/1991	Nisenbaum .	
5,165,144	11/1992	Nisenbaum .	
5,360,071	11/1994	Bergendorf .....	172/371
5,810,408	9/1998	Armstrong .	

*Primary Examiner*—Robin V. Taylor  
*Attorney, Agent, or Firm*—Collard & Roe, P.C.

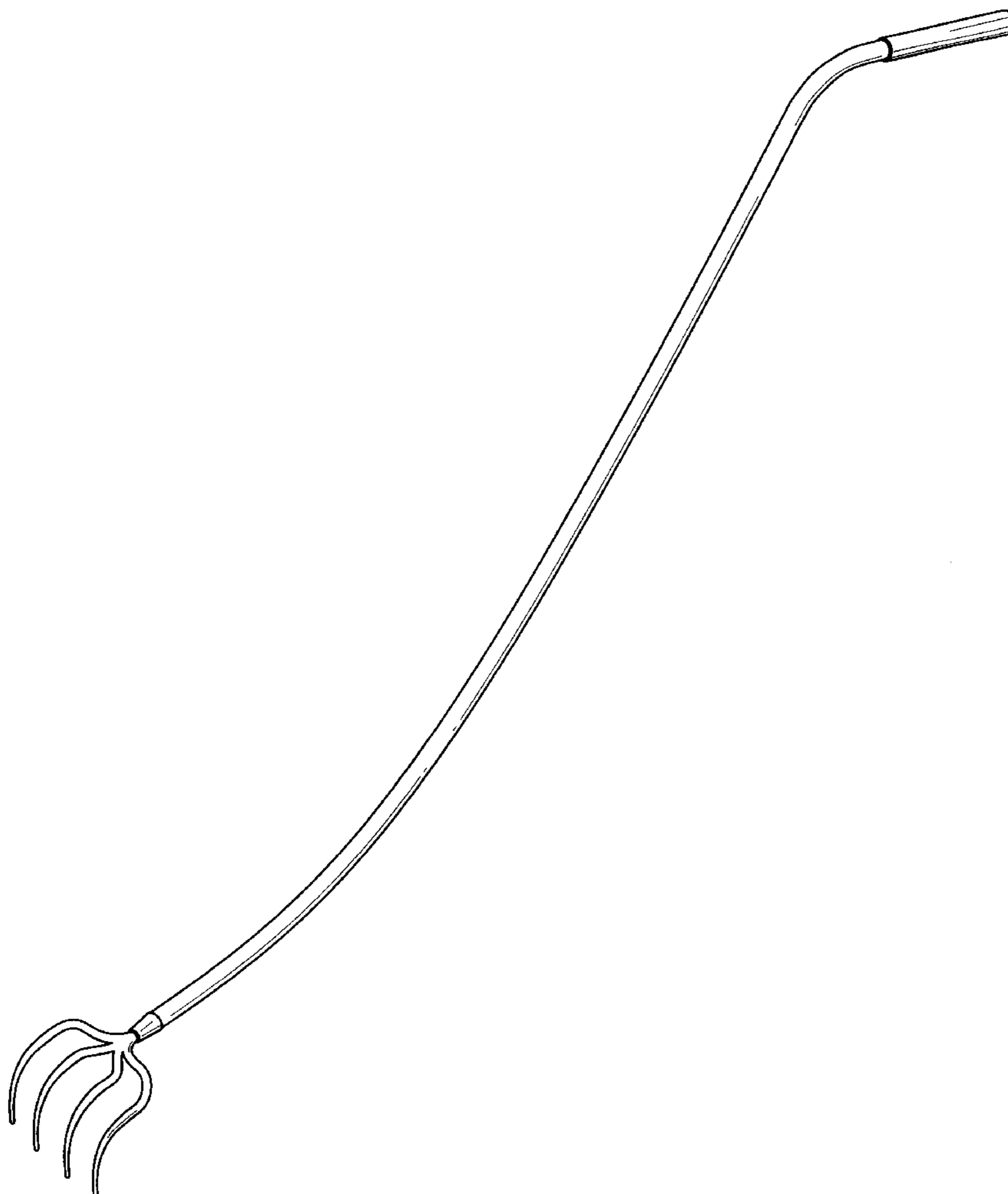
[57] **CLAIM**

The ornamental design for a cultivator, as shown and described.

**DESCRIPTION**

FIG. 1 shows a perspective view of my design for a cultivator;  
FIG. 2 shows a side view thereof, with the opposite side being identical;  
FIG. 3 shows a front view thereof;  
FIG. 4 shows a rear view thereof;  
FIG. 5 shows a top view thereof; and,  
FIG. 6 shows a bottom view thereof.

**1 Claim, 3 Drawing Sheets**



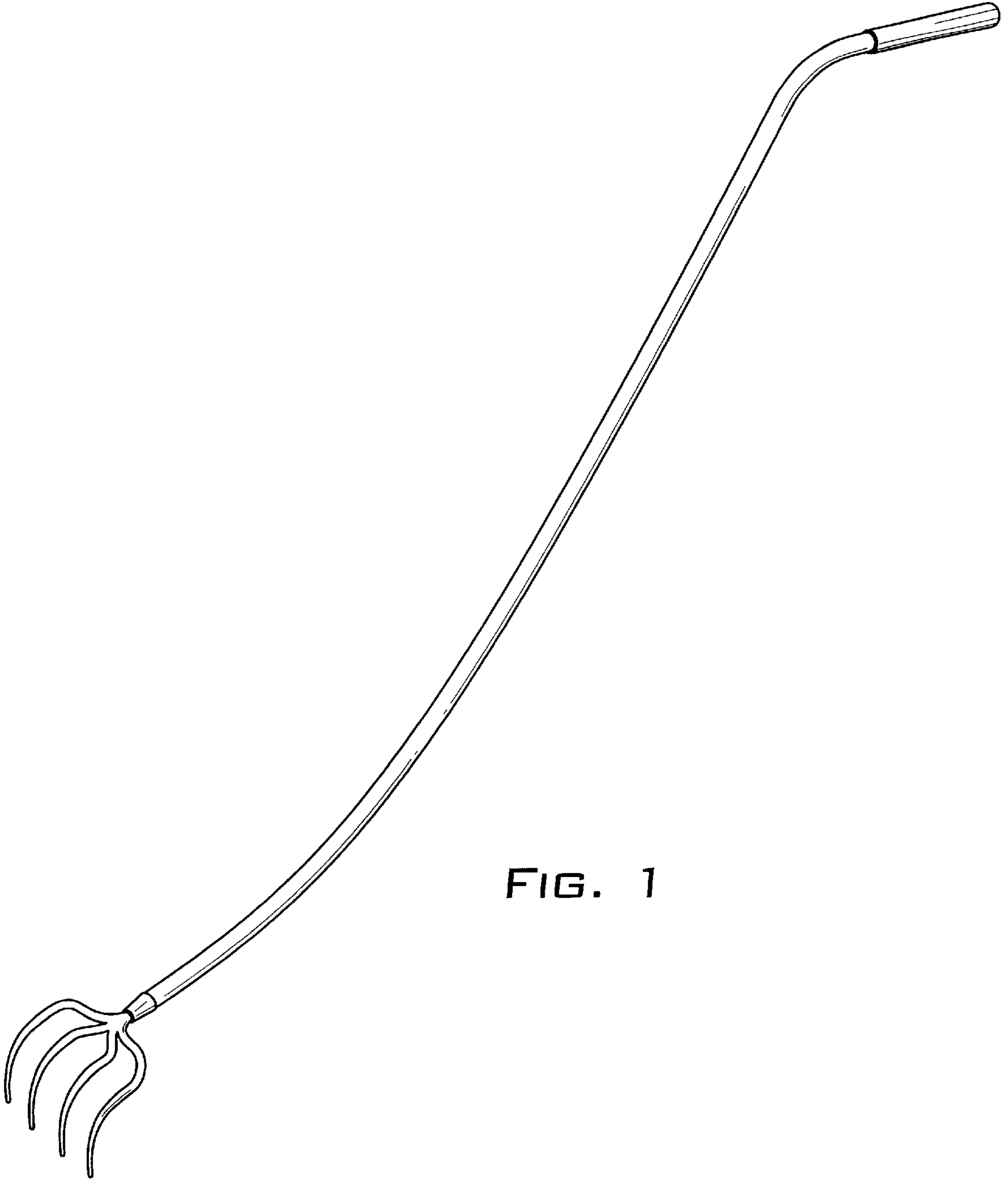


FIG. 1

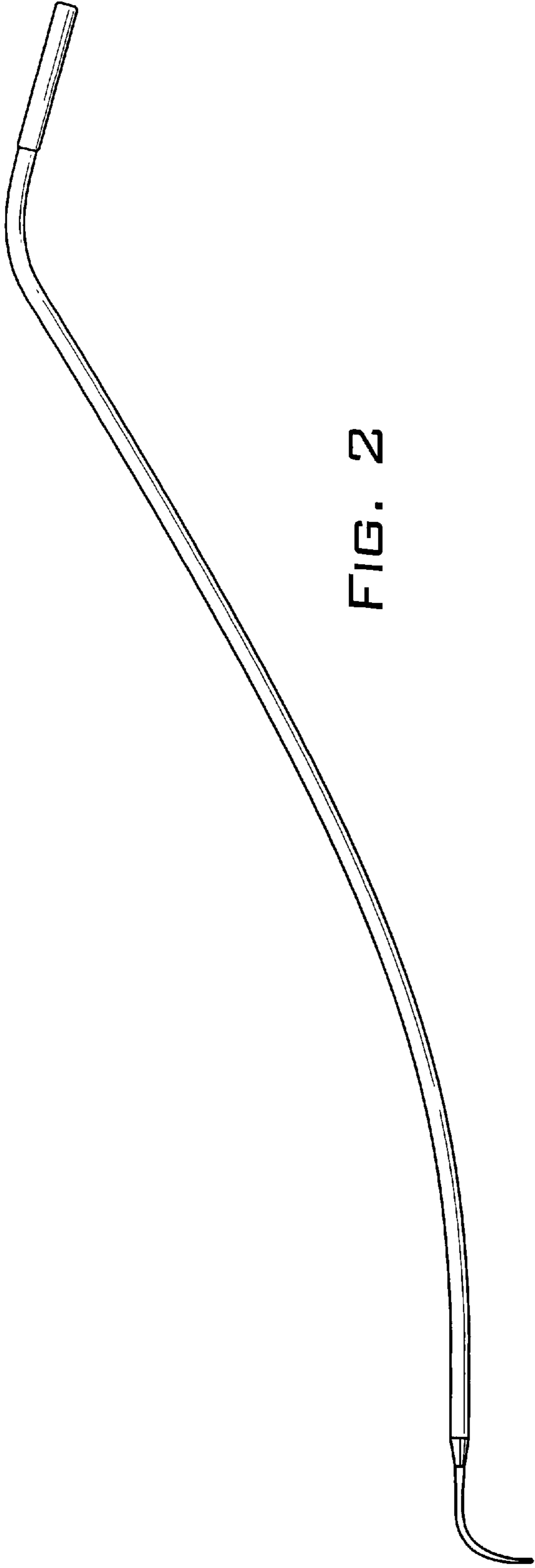


FIG. 2

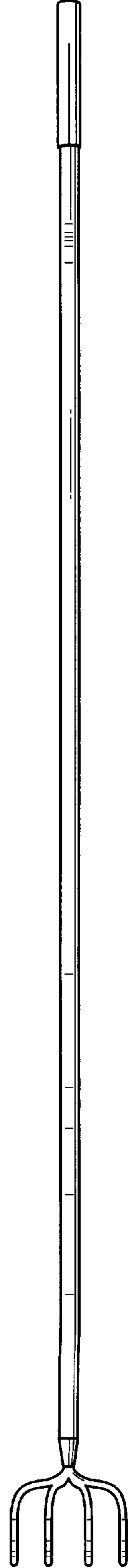


FIG. 3

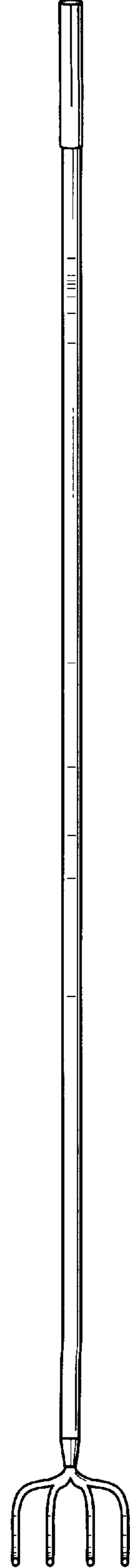
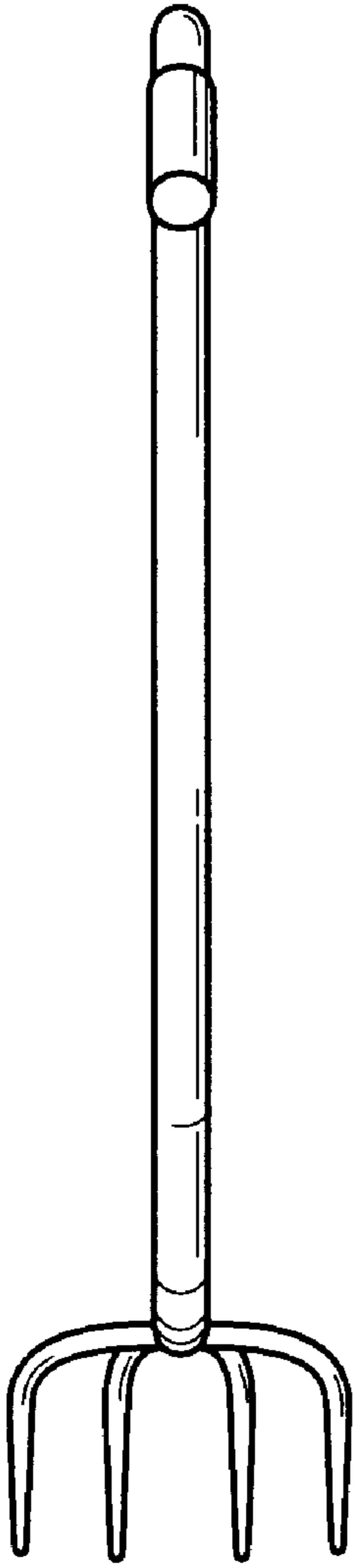
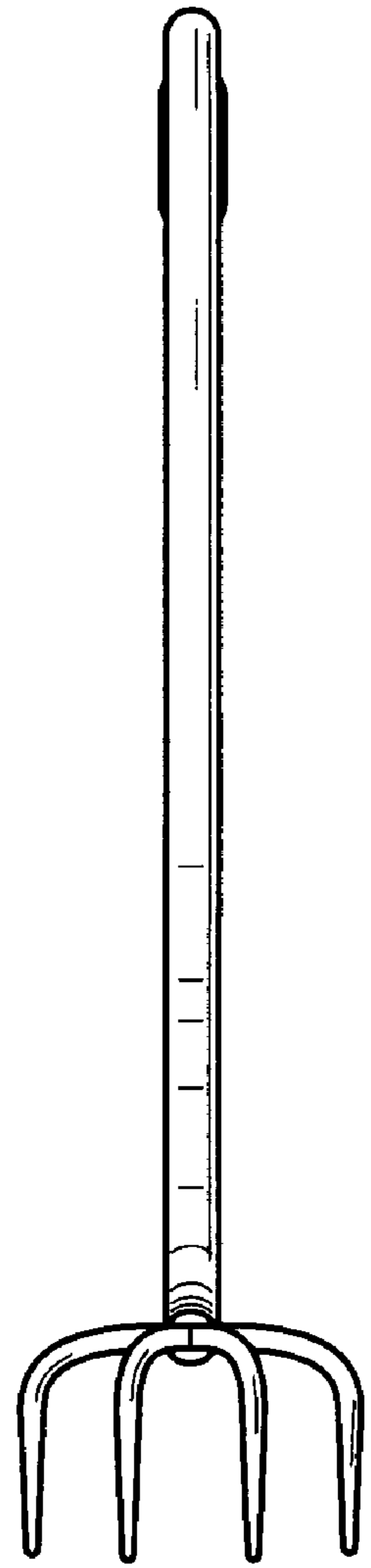


FIG. 4



**FIG. 5**



**FIG. 6**