



US00D433883S

# United States Patent [19] Wei

[11] Patent Number: Des. 433,883

[45] Date of Patent: \*\* Nov. 21, 2000

[54] PAIR OF CHOPSTICKS

[75] Inventor: Chamer Wei, Framingham, Mass.

[73] Assignee: C. Wei & Co., Framingham, Mass.

[\*\*] Term: 14 Years

[21] Appl. No.: 29/111,390

[22] Filed: Sep. 25, 1999

[51] LOC (7) Cl. .... 07-03

[52] U.S. Cl. .... D7/642

[58] Field of Search ..... D7/642; 294/1.1,  
294/99.2, 100

7213406	8/1995	Japan .
7213407	8/1995	Japan .
7284437	10/1995	Japan .
8010124	1/1996	Japan .
8196404	8/1996	Japan .
8224154	9/1996	Japan .
8243000	9/1996	Japan .
8280515	10/1996	Japan .
8280516	10/1996	Japan .
8294440	11/1996	Japan .
9252910	9/1997	Japan .
1013710	5/1998	Japan .

Primary Examiner—Caron D. Veynar  
Attorney, Agent, or Firm—Sharon Day

### [57] CLAIM

The ornamental design for a pair of chopsticks, as shown and described.

### [56] References Cited

#### U.S. PATENT DOCUMENTS

D. 242,760	12/1976	Jensen	.....	D7/644
D. 283,192	4/1986	Kono	.....	D7/642
D. 345,086	3/1994	Shapiro	.....	D7/642
D. 374,379	10/1996	Jee	.....	D7/642
4,973,095	11/1990	Kunihisa	.....	294/99.2
5,056,841	10/1991	Yong	.....	294/1.1
5,277,464	1/1994	Okun	.....	294/1.1
5,431,465	7/1995	Shibata	.....	294/1.1

#### FOREIGN PATENT DOCUMENTS

2074215	3/1990	Japan .
3090106	4/1991	Japan .
3170114	7/1991	Japan .
4215712	8/1992	Japan .
5123238	5/1993	Japan .
5269037	10/1993	Japan .
6007236	1/1994	Japan .
6090845	4/1994	Japan .
6169835	6/1994	Japan .
6189844	7/1994	Japan .
7194473	8/1995	Japan .

### DESCRIPTION

FIG. 1 is a front, top perspective view of an operative pair of chopsticks showing my new design in full lines with the broken lines showing environmental matter being for illustrative purposes only and forming no part of the claimed design;

FIG. 2 is a bottom plan view of the pair of chopsticks as viewed from the bottom of FIG. 6;

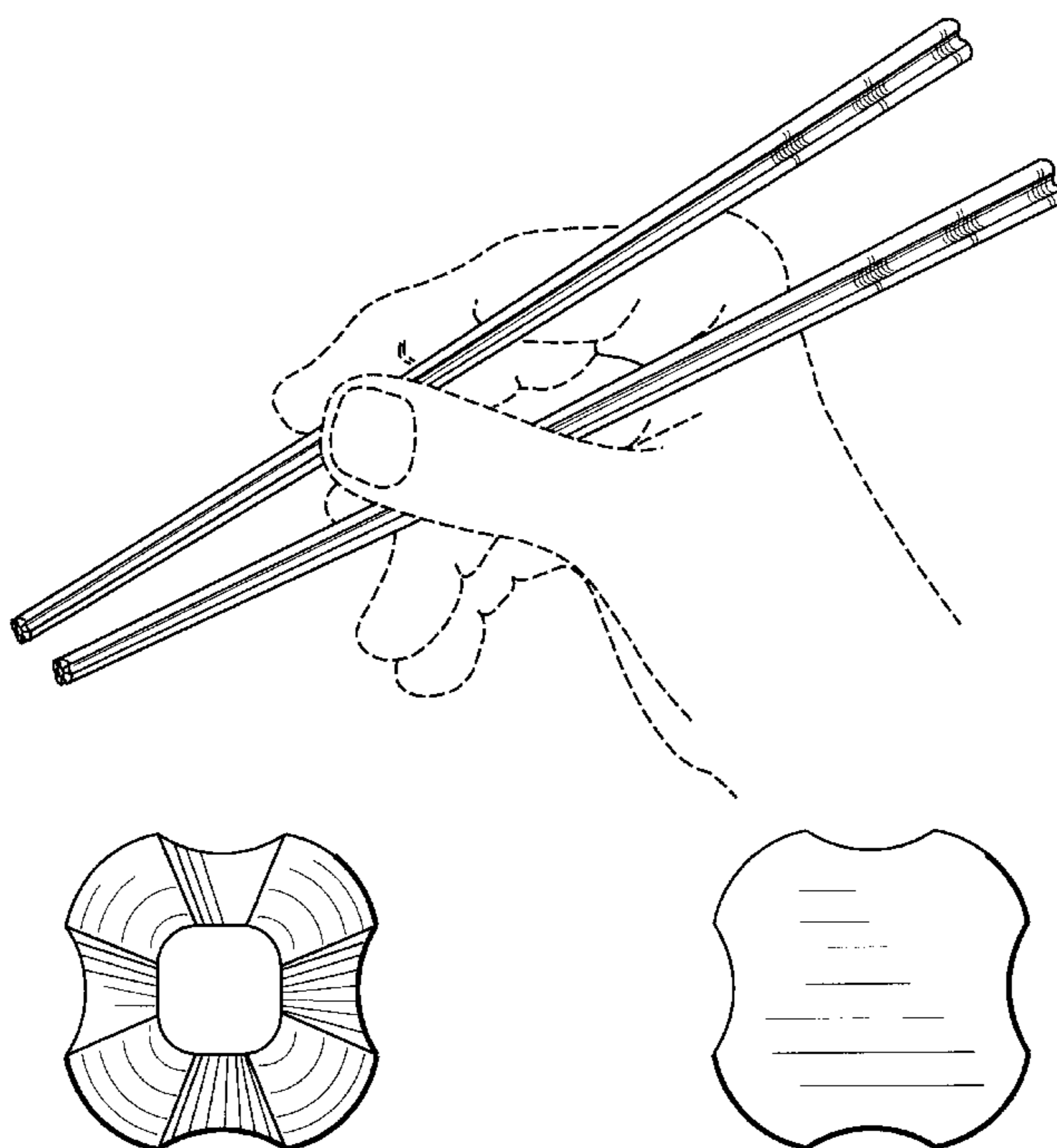
FIG. 3 is a top plan view of the pair of chopsticks as viewed from the top of FIG. 6;

FIG. 4 is an enlarged left end view of one of the chopsticks for ease of illustration as viewed from the left of FIG. 2;

FIG. 5 is an enlarged right end view of one of the chopsticks for ease of illustration as viewed from the right of FIG. 2; and,

FIG. 6 is an enlarged cross section view of the pair of chopsticks taken along the line 6—6 of FIG. 2.

1 Claim, 3 Drawing Sheets



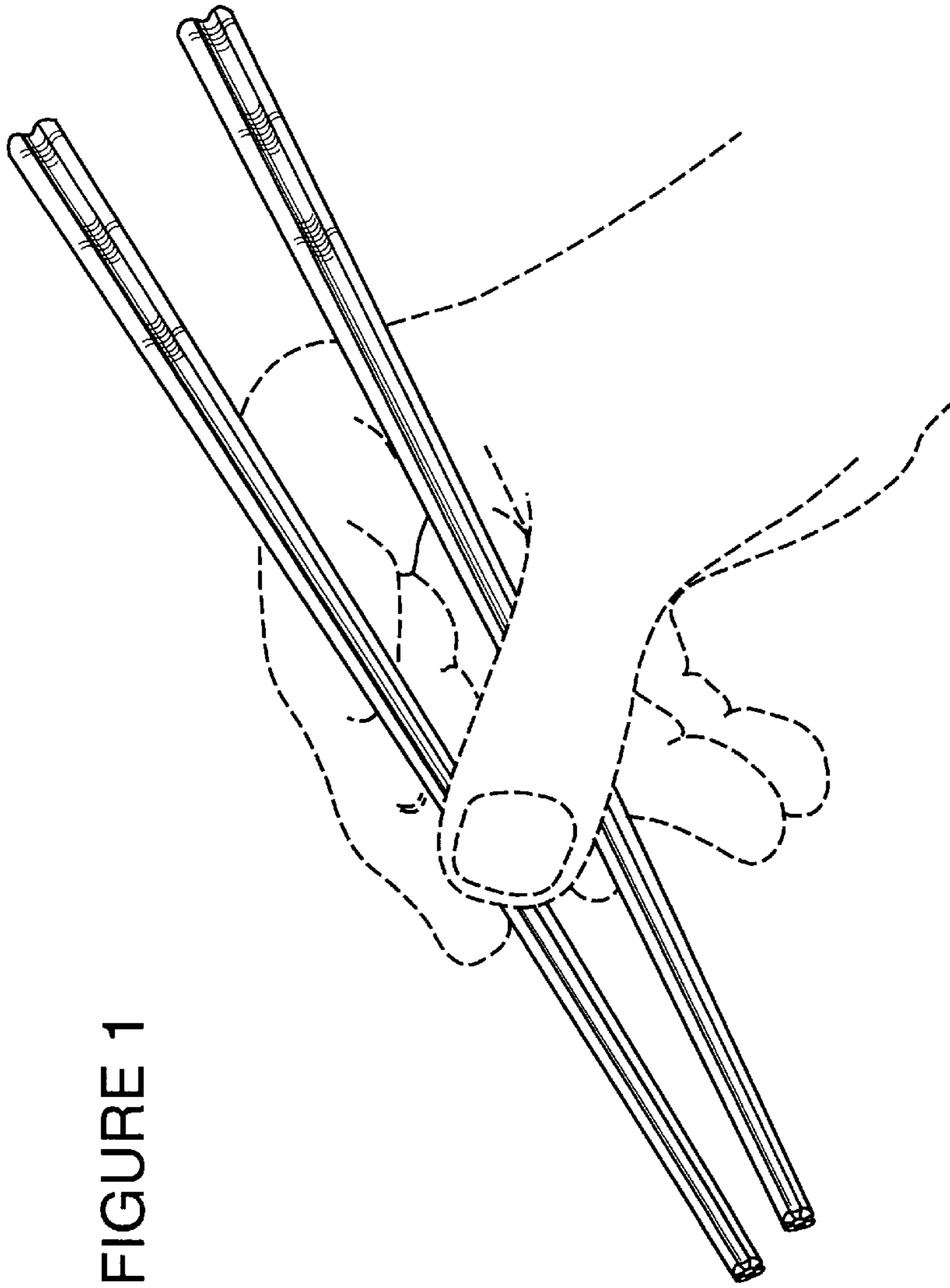


FIGURE 1




FIGURE 2

FIGURE 3

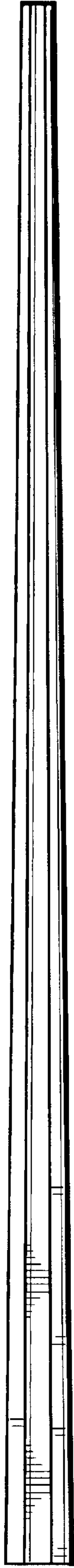


FIGURE 5

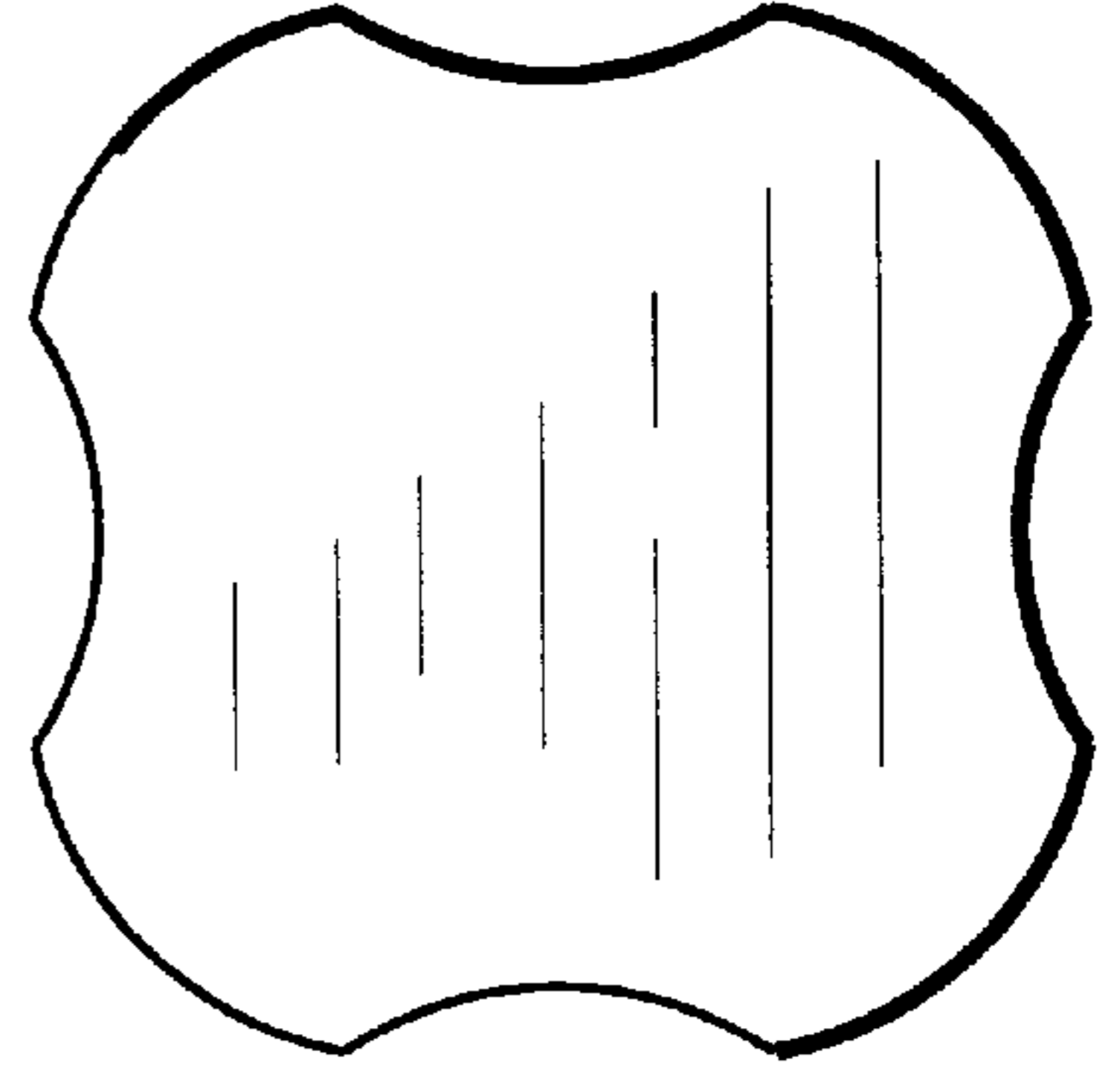



FIGURE 4



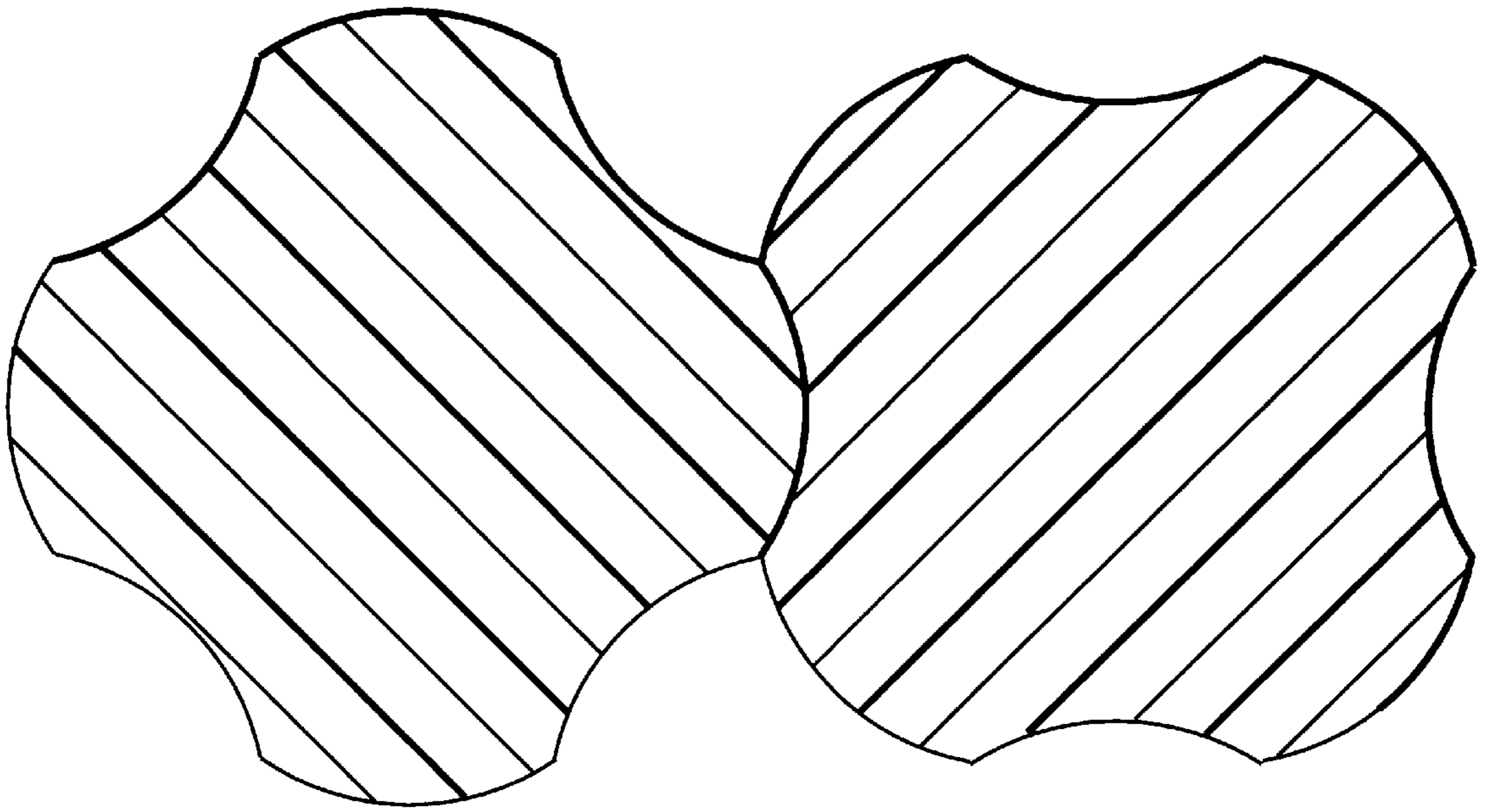


FIGURE 6