



US00D433882S

United States Patent [19]

Neshat et al.

[11] Patent Number: **Des. 433,882**

[45] Date of Patent: **** Nov. 21, 2000**

[54] SLEEVE FOR A KNIFE

3,381,807 5/1968 De Vaughn 206/16
4,835,863 6/1989 Salandre 30/151 X

[75] Inventors: **Michael Neshat; Dustin Smith**, both of Walnut Ridge, Ark.

Primary Examiner—Terry A. Wallace
Attorney, Agent, or Firm—Olson & Hierl, Ltd.

[73] Assignee: **The Pampered Chef, Ltd.**, Addison, Ill.

[57] **CLAIM**

[**] Term: **14 Years**

The ornamental design for a sleeve for a knife, as shown and described.

[21] Appl. No.: **29/110,141**

DESCRIPTION

[22] Filed: **Aug. 31, 1999**

FIG. 1 is a perspective view of a sleeve for a knife showing our new design, the knife shown in broken lines for illustrative purposes only;

[51] **LOC (7) Cl.** **03-01**

[52] **U.S. Cl.** **D7/637**

FIG. 2 is a side elevation view thereof;

[58] **Field of Search** D7/637, 638; D3/220; 30/151, 162, 138; 76/82, 86; 206/363; 224/232, 233, 234; 451/557, 558

FIG. 3 is an opposite side elevation view thereof;

FIG. 4 is a top plan view thereof;

FIG. 5 is a bottom plan view thereof;

FIG. 6 is a front elevation view thereof;

FIG. 7 is a rear elevation view thereof;

FIG. 8 is a side elevation view thereof without the broken lines showing environment;

FIG. 9 is an opposite side elevation view of FIG. 8;

FIG. 10 is a top plan view of FIG. 8;

FIG. 11 is a bottom plan view of FIG. 8;

FIG. 12 is a front elevation view of FIG. 8; and,

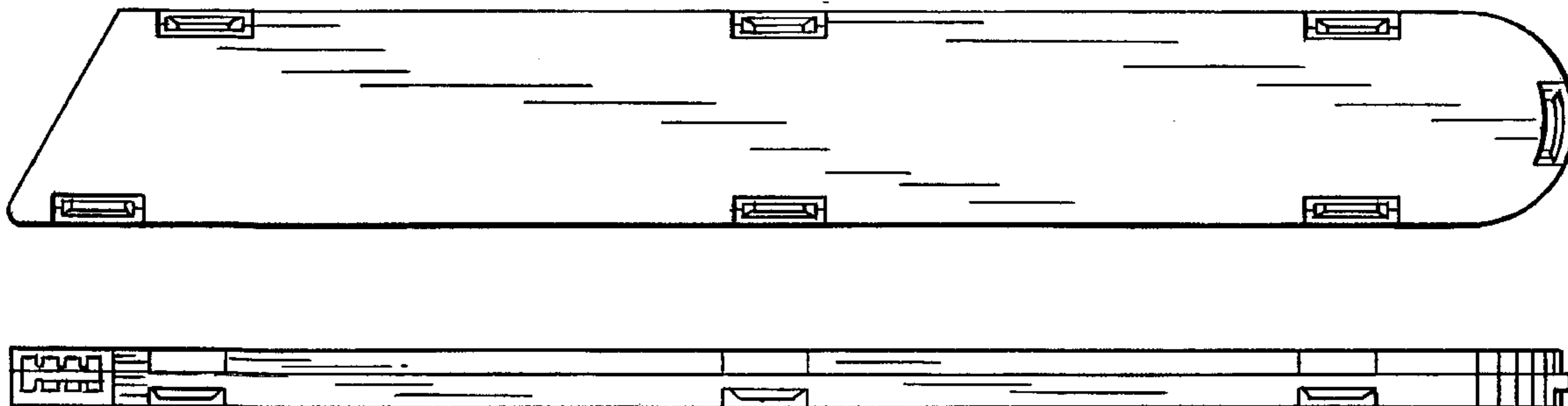
FIG. 13 is a rear elevation view of FIG. 8.

[56] References Cited

U.S. PATENT DOCUMENTS

| | | | | |
|------------|---------|--------------|-------|--------|
| D. 255,507 | 6/1980 | Gingher, Jr. | | D3/220 |
| 660,302 | 10/1900 | Lowman . | | |
| 831,770 | 9/1906 | Bragg . | | |
| 1,276,554 | 8/1918 | Maxim . | | |
| 1,876,284 | 9/1932 | Fried . | | |
| 1,888,289 | 11/1932 | Raffles . | | |
| 2,528,059 | 10/1950 | Kendrick | | 30/151 |
| 3,191,825 | 6/1965 | Beckwith | | 224/2 |

1 Claim, 3 Drawing Sheets



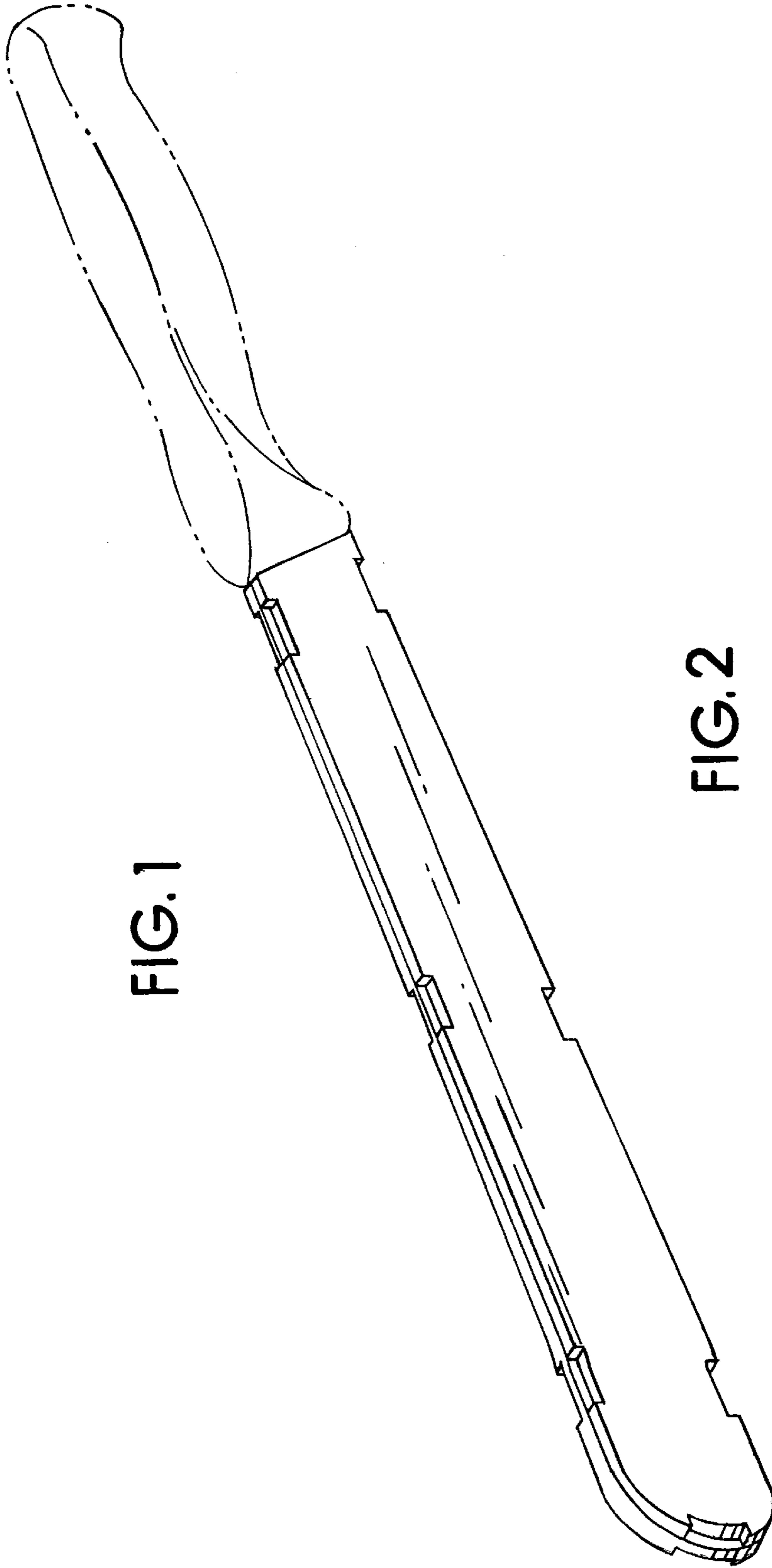


FIG. 1




FIG. 2

FIG. 3




FIG. 4

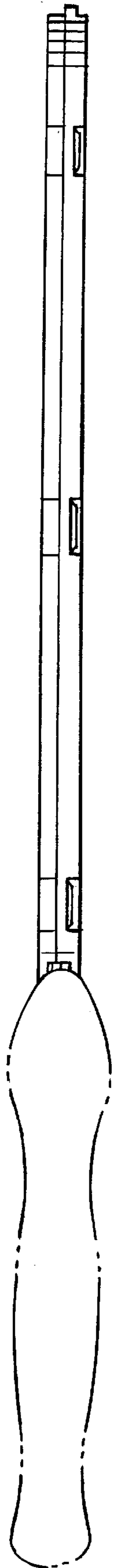


FIG. 5



FIG. 6

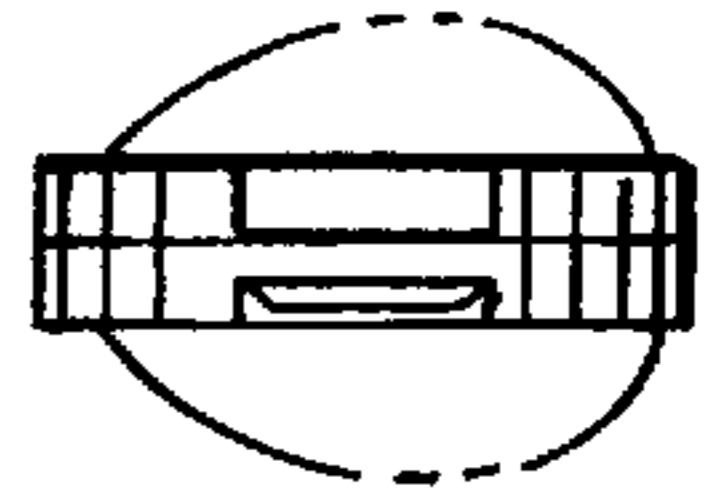


FIG. 7

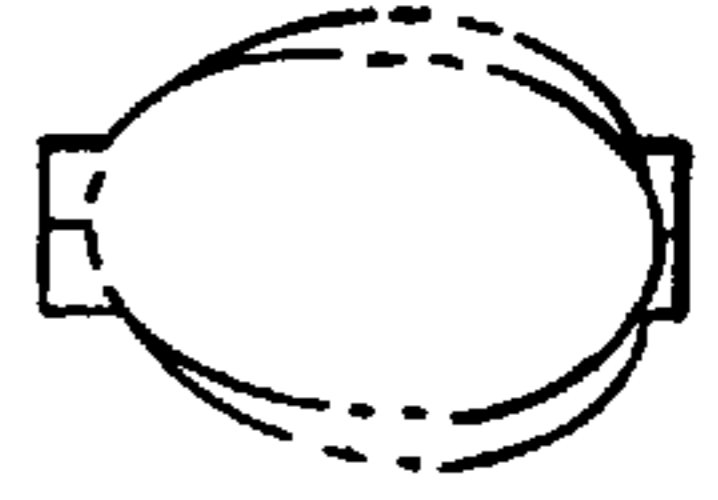


FIG. 8

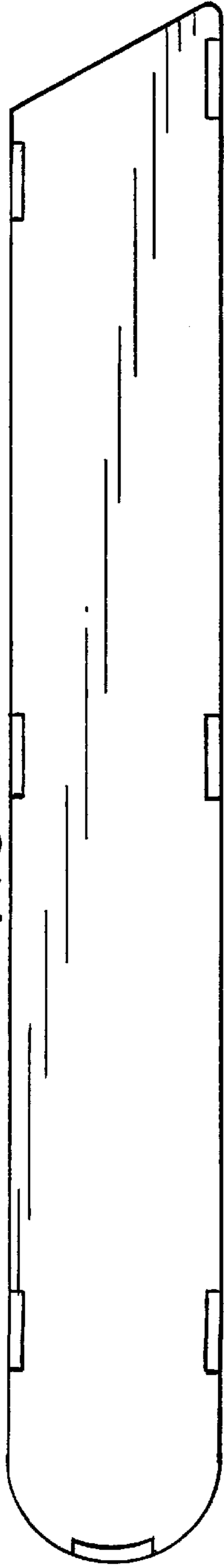


FIG. 9




FIG. 10



FIG. 11



FIG. 12



FIG. 13

